

A PENNY FOR YOUR THOUGHT

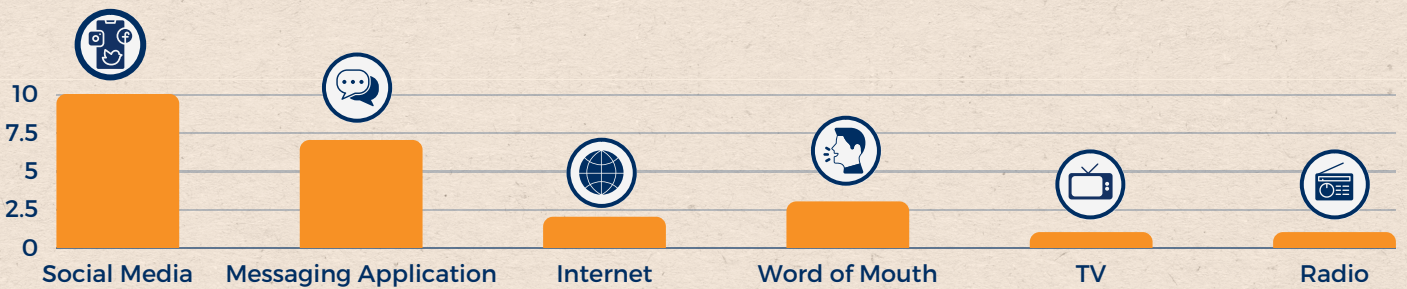
LGBTIQA+ COMMUNITY INFORMATION ECOSYSTEM ASSESSMENT: DEMAND-SIDE ANALYSIS

ROOTED IN TRUST 2.0 - LEBANON FEBRUARY, 2023


These are findings and insights drawn from the data collected through the analysis of secondary desk review documents and KII material. The findings are complemented by material from FGDs with community members, disaggregated by gender identities: cis women, cis men, trans women, trans men, and non-binary individuals. The findings outline the sources of information that members of the LGBTIQA+ community primarily rely on, the trust they have in different sources, their preferred methods of receiving information, their susceptibility to misinformation, as well as some health-related trends specific to each group and that require more attention. In order to ensure proper representation of the LGBTIQA+ community in Lebanon, and to reflect the diversity within the community including the particularities related to access to and exchange of information, some of the findings are disaggregated based on the five groups from different gender identities that took part in this study.

SOURCES OF INFORMATION

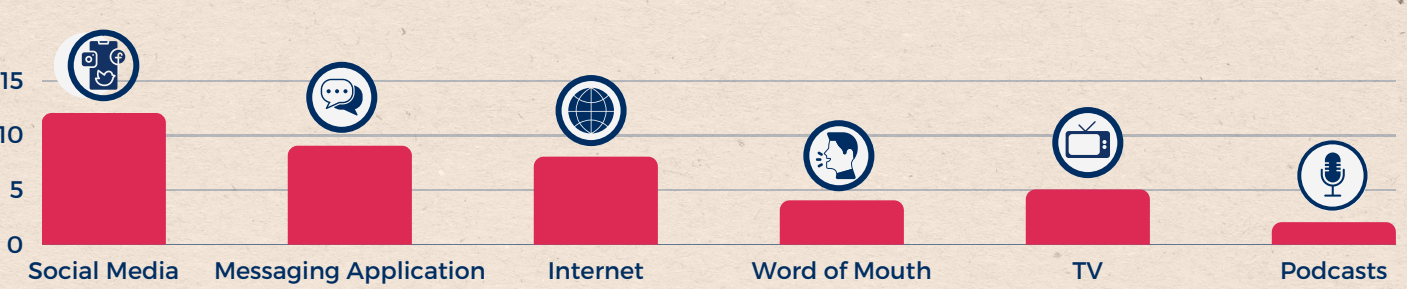
MAIN SOURCE OF INFORMATION FOR CIS MEN - FGD



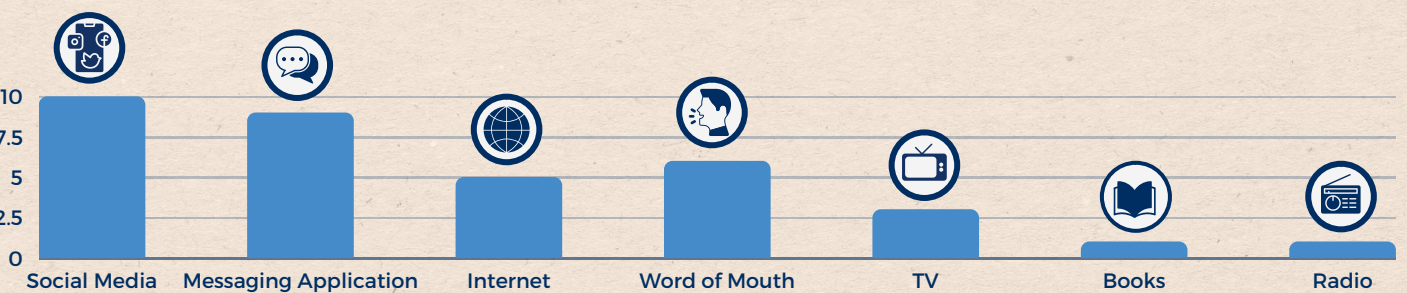
MAIN SOURCE OF INFORMATION FOR CIS WOMEN - FGD




MAIN SOURCE OF INFORMATION FOR TRANS WOMEN - FGD



MAIN SOURCE OF INFORMATION FOR TRANS MEN - FGD

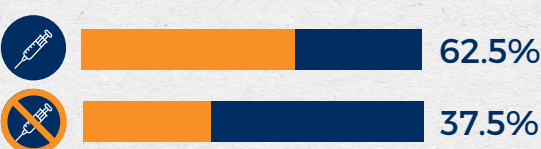


MAIN SOURCE OF INFORMATION FOR NON BINARY - FGD




VACCINATION RATE

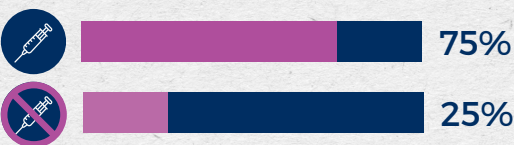
VACCINATION RATE AMONG CIS MEN - FGD



VACCINATION RATE AMONG TRANS MEN - FGD



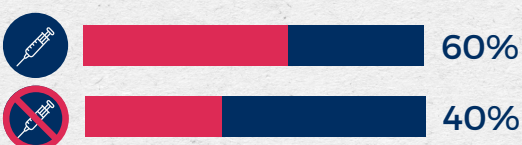
VACCINATION RATE AMONG CIS WOMEN - FGD



VACCINATION RATE AMONG NON BINARY - FGD



VACCINATION RATE AMONG TRANS WOMEN - FGD



[CLICK HERE TO VIEW THE FULL REPORT](#)