



National survey

PERCEPTIONS OF THE POPULATION OF THE REPUBLIC OF MOLDOVA ON MASS MEDIA

November 2018

Study prepared for Internews by

magentaconsulting

This study is part of the USAID-funded project
“Media Enabling Democracy, Inclusion and Accountability in Moldova” (MEDIA-M) and implemented
by Internews in Moldova, which aims to promote the development of an independent, professional
media, and to create a media sector that is more resilient to political and financial pressures.
The contents do not necessarily reflect the views of USAID or the United States Government

TABLE OF CONTENTS

SUMMARY	3
i.1 The goal and objectives of the study	5
i.2 Methodology	5
CHAPTER I: THE LEVEL OF INFORMATION AND SATISFACTION WITH THE MASS MEDIA FROM THE REPUBLIC OF MOLDOVA	9
CHAPTER II: THE PERCEPTION OF THE POPULATION REGARDING MISINFORMATION AND PROPAGANDA NEWS IN THE MEDIA.....	17
2.1. The perception of the population on the existence of manipulative news in the mass media from the Republic of Moldova and the importance of distinguishing them	17
2.2. The level of information regarding the terms „propaganda” and „fake news”	23
2.3. The percentage of persons aware of the possibility to report misinforming news	31
CHAPTER III: INFORMATION SOURCES – FREQUENCY OF USE AND LEVEL OF TRUST	33
3.1. Information sources and frequency of use	33
3.2. Television – the preferred information channel.....	39
3.3 Radio broadcasting – stations preferred for information purposes	49
3.4. Newspapers – preferred publications for information purposes	50
3.5. Online behaviour – preferred web portals for information purposes	50
ANNEXES	54

SUMMARY

This report discusses the results of a study, which focused on the assessment of the perceptions of Moldovan citizens on mass media. The study estimated the extent to which the media consumers understand media content, if journalists and mass media deliver professional content and their level of knowledge on issues like propaganda and misinformation within different target groups.

To this end, the study included two parts: a qualitative study and a quantitative one.

The qualitative study. For this part of the research there were 5 focus groups organised with participants from the general population, representing both rural and urban areas. The group discussion participants represented different age groups, e.g. youth, middle-aged and elderly. Participants were selected according to their level of information. The focus groups were organised in Chisinau, Balti, Cahul and Comrat, between March 7 – April 18 2018.

The quantitative study. A nationally representative survey was conducted, which included 1353 respondents aged 18+ from the general population. Data were collected using the Face-to-Face, CAPI (*computer assisted personal interviewing*) method – on tablets. Interviews were conducted between June 15 – July 16 2018.

Key indicators		2018
1.	% of citizens, stating they use independent sources of information	16%
2.	% of citizens, stating it is very important for Moldovan citizens to be able to distinguish news aiming to manipulate or misinform citizens	74%

The level of information and satisfaction with the mass media from the Republic of Moldova

55% of the interviewees **have mixed feelings about how well informed they are** regarding the general events from the Republic of Moldova. 43% of the respondents stated that they don't feel informed at all or feel informed to a small extent regarding the events from the country. At the same time, 40% stated that they are **satisfied** with the Republic of Moldova mass media.

The perception of the population on media manipulation in the Republic of Moldova and the importance of differentiating manipulated media content

A large percentage - 92% - of the respondents totally agree or somewhat agree that "it is important for Moldovans to be able to distinguish the news which intend to manipulate and misinform citizens". At the same time, when asked what type of sources they use for information, almost half (45%) mentioned that they follow the news, but are not sure which sources are independent. 44% of the respondents believe that it would be "difficult" or "very difficult" to distinguish when mass media's intention is to manipulate or change the opinion of the citizens. At the same time, 61% of the interviewees believe that the population of Moldova could hardly make a difference between fake and real news. 85% of the participants believe that news in the Republic of Moldova are influenced by politics "a lot" or "very much".

The level of information regarding the terms "propaganda" and "fake news"

53% of the interviewees state that they know what fake news are, and 34% - are knowledgeable about the "media propaganda" term. The majority, 90 % of the respondents, associate fake news with the situation when journalists report false information on purpose, as if they were real. Propaganda news is associated by 88% of respondents with the following statement: "political news aims to change opinions, attitudes and behaviours".

The percentage of individuals who are aware of the possibility to report misinforming news

36% of the respondents stated that they are aware of the possibility to report or to submit an official complaint if they come across fake, offensive or infringing the rights of anyone news. Out of these, 14% state that citizens

can report fake news to the media outlet, which has published/broadcasted the news and 13% stated that it can be reported to the police. 41% of the respondents stated that they don't know which institution they would reach out to.

Preferred information sources and frequency of use

Among the survey participants, 68% watch daily TV for information purposes and every third one uses social networks for information purposes. Over a half (59%) of the respondents have indicated TV to be their main information source, and 43% stated that this represents the source they trust the most. 44% of respondents state they don't trust the media to different extents. A share of 79% disagree with the statement "any information available via TV, radio, newspapers or over the internet is real".

The study reveals that Romanian native speakers read and watch news to an equal extent in Romanian, and Russian languages, while Russian native speakers follow predominantly the Russian language news.

Almost half (47%) of respondents are accustomed to watch the entire newscast without engaging in parallel in other activities, and approximately one third of them always switched on the TV or changed the channel on purpose to watch Moldovan news during the newscast. A share of 55% of interviewees watch news on PRIME/OPT at least once per week, 45% watch Moldova 1, and 31% watch the newscast on Jurnal TV. The same trend can be observed in relation to the TV channels respondents trust the most. 35% watch TV programs produced in Russia almost each time they watch TV. The respondents indicated that weather forecast (84% of respondents), films and TV series (83%) and news reporting on Moldovan events (82%) are very interesting or somewhat interesting to them. The domestic political news represents a subject of interest for 77% of respondents.

The most listened to radio broadcasting stations in terms of news are Radio Moldova (selected by 39% of respondents), Radio Noroc (37%) and Radio Plai (23%), and these are also the top three radio stations they trust the most.

The most read newspapers among the persons using newspapers for information purposes are: "Комсомольская Правда" [Komsomoliskaya Pravda], which was mentioned approximately by every fifth respondent, "Jurnal de Chisinau" and "Аргументы и Факты" [Argumenty u Fakty] (each getting 14%). Most citizens have also stated that these are the newspapers they trust the most.

The majority of interviewees use internet at least once per month, and among social networks, Facebook is visited daily by 61%. 94% use internet to communicate to friends and relatives, while 90% - to visit social networks. More than half of respondents (57%) use internet for information purposes, visiting Moldovan news websites. Among the persons who use news websites, the most visited ones are "Jurnal.md" (29%), "Point.md" (25%) and "Protv.md" (22%).

Introduction

The study was conducted by the company *Magenta Consulting for Internews in Moldova*.

i.1 The goal and objectives of the study

The main goal of the study was the assessment of the mass media perception among the citizens of the Republic of Moldova. The study has estimated the extent to which media consumers understand media content, whether journalists and mass media provide professional content, and what is the level of knowledge on propaganda and misinformation among different target-groups.

The objectives of the study:

In order to gain an overview of the media consumers perceptions, the following survey objectives were established:

- collecting data on how well media users are informed about the current events;
- estimating the potential degree of misinformation;
- estimating the percentage of persons which pretend they can determine when mass media manipulates the public and when it reports objective data;
- identifying the most popular and preferred information sources (TV/ radio/ internet/ newspapers, etc.) as rated by each respondent;
- identifying the most vulnerable target-groups to fake and misleading information;
- determining the media sources considered the most reliable: domestic or international.

i.2 Methodology

The data presented in this report were collected through both qualitative and quantitative methods, using a **mixed methodology study**.

- I. **Qualitative research.** At this stage, five focus groups were organised with general population representatives from rural and urban areas.

Group discussions were organised with youth, middle-aged persons and elderly persons. Moreover, the discussion participants were selected according to their level of information. The table below presents data on population segments participating in the focus groups.

Focus Group distribution:

No.	City	Language	Segments	Information level
1	Chisinau	Romanian	Youth 18-30 y.	High
2	Chisinau	Russian	Elderly 41+ y.	Urban/Rural
3	Balti	Russian	Youth 18-30 y.	Low
4	Cahul	Romanian	Elderly 41+ y.	Low
5	Comrat	Russian	Middle-aged, 31-40 y.	Low

The qualitative data collection timeline: March 7– April 18 2018.



The data collected during focus groups are presented in the report in grey boxes.

- II. **Quantitative research.** A nationally representative survey conducted as part of the quantitative study included 1353 respondents aged 18+ from the general population. Interviews were conducted between June 15 – July 16 2018.

i.2.1 Survey– sample and data collection

Data were collected based on a nationally representative sample, which included 1353 respondents aged 18+. The survey margin of error represents +/- 3.5%.

Data were collected using the CAPI method – Computer Assisted Personal Interview (*face-to-face interviews supported by tablets*).

Figure i.1: Total sample, N=1353, %

Group	District (Raion)	Urban/Rural	No. Questionnaires
Group 1	Briceni, Edinet, Ocnita and Donduseni	Urban	29
		Rural	70
Group 2	Soroca, Drochia and Floresti	Urban	30
		Rural	76
Group 3	Balti mun. Falesti, Glodeni, Rascyars and Sangerei	Urban	82
		Rural	94
Group 4	Orhei, Rezina, Soldanesti and Telenesti	Urban	26
		Rural	85
Group 5	Chisinau Municipality	Urban	301
		Rural	28
Group 6	Anenii Noi, Criuleni, Ialoveni and Straseni	Urban	21
		Rural	109
Group 7	Ungheni, Calarasi and Nisporeni	Urban	27
		Rural	68
Group 8	Basarabasca, Hancesti, Leova and Cimislia	Urban	26
		Rural	76
Group 9	Causeni, Stefan Voda	Urban	12
		Rural	48
Group 10	UTA Gagauzia	Urban	25
		Rural	34
Group 11	Taraclia, Cahul and Cantemir	Urban	25
		Rural	61
TOTAL			1353

i.2.1.1 Data collection

Selection of localities

In order to build a representative national sample, the entire country was divided into 11 geographic groups, each covering in average 4 districts. This procedure ensured the geographic uniformity of interviewing.

A list of urban settlements, and large, Urban/Rural and small rural settlements was compiled per each geographic group. These settlements were randomized, and as a result a list of localities was selected to be added to the sample. The number of localities was determined by the limited number of interviews conducted in each settlement. Thus, in large villages 15 interviews were conducted, in Urban/Rural villages – 13 interviews, and in small villages – 10 interviews. Urban settlements were randomly selected from the list of cities from within each geographic group.

The selection of households

In the case of cities, a list of streets was compiled; the streets on which interviews were conducted were randomly selected. The interviewer started from an assigned household (a street number randomly selected on that street). The interviewer divided by three the total number of apartments from this address and conducted the first interview in the respective household. Subsequently, the interviewer observed the +3 rule, disregarding the next two apartments and knocked on the third apartment door for the next interview.

In rural areas and in towns, the data collection started at an assigned starting point, e.g. the town hall. If there was no town hall present, then the starting point was: the church, school, post office or, if all of the above were missing, the community grocery shop/bar represented the starting point. The first interview was conducted at the first household on the left side from the starting point and the interviewer continued with the rule of three households.

The selection of respondents

If there was someone at home at one of the selected households, the interviewer would offer to interview the person who meets the criteria, and whose birthday was celebrated last. If that person was not available for a long period of time, e.g. working abroad, the interviewer would select the person who celebrated her birthday before the last one.

The methodology described above was the most fitting because:

- It has ensured the best geographic coverage;
- Interviews were conducted face to face, following the systematic sampling methodology.

Data collection was organised according to a certain statistical rule. The person from the household was selected according to the last-birthday method which implies that the person who has celebrated their birthday last was interviewed. If the respective person was not at home, the interviewer returned at a later point (the total number of admissible corrections was three; after the third failed attempt, the interviewer would desist). At the same time each attempt was registered in the route sheet, where the interviewer had to provide the address, the outcome of the attempt (conducted interview/refusal and the cause of refusal/not at home, to return back). This allowed to determine the response rate.

i.2.3 Questionnaire structure

The questionnaire included 44 questions and the following chapters – general aspects, current behaviour – stations and websites visited, TV, news websites, radio stations, newspapers, online behaviour, confusion/fake news/misinformation, demographic data.

i.2.5 Interviewing

Data were collected using face to face interviews, and the CAPI method (supported by tablets).

The data collection process for the quantitative part of the study included the following stages:

Questionnaire pretesting

The questionnaire was developed and adapted by Magenta Consulting in cooperation with the organisation which has commissioned the study, and all comments and requirements shared by it were implemented. The questionnaires were translated into Romanian and Russian languages. Our experience demonstrates the need to pre-test questionnaires, therefore this represented a mandatory stage. The application of this approach was useful in identifying questions which could have been incorrectly understood or interpreted by the respondents. Following the pretesting, the questionnaire was refined and adapted to the research goal. For this study the questionnaire was pretested on 10 respondents (6 for the Romanian language and 4 – for the Russian language).

Selection and training of interviewers

A team of 20 interviewers, with rich face-to-face survey experience, was selected and trained. Our experience has demonstrated that it is absolutely mandatory to ensure that interviewers understand the goal of the project, the type of answers which should be expected from the respondents, how to document the answers and follow the questionnaire instructions, etc. In parallel, at this stage, the interviewer routes were defined.

Data collection

Magenta Consulting has employed the CAPI data collection method. Also, a responsible person for the projects logistics was assigned for the data collection process. This person has kept the record of all questionnaires which were used in the field, verifying simultaneously the quality of work and monitoring the remaining activities. All interviews were conducted in Romanian and Russian languages, according to the preferences of the respondent. Approximately 40%-50% of respondents were telephoned: the person telephoning them verified how long the interview lasted, information which was then compared to the data documented on the tablet. Also, key – questions from the questionnaire were addressed to the respondent and demographic data were verified. The route sheet was verified in the field – the Magenta employee has verified accurateness of the sheet ensuring it reflects the reality in the field, and if the persons who refused to part take in the survey were invited to participate.

Data entering

As data are collected through the CAPI method, surveys supported by tablets have a crucial advantage, as questionnaire data are automatically inserted in the data base. As soon as the interviewer inserted the responses, data were transferred to the data base through Wi-Fi connection, eliminating the costs of double data entering and reducing the number of errors.

Quality control and elimination of potential risks

In the following subchapter the potential survey risks and solutions of eliminating the risk effects are presented.

- 1. Unrepresentative data.* In parallel to interviewing, the number of the submitted questionnaires was monitored in real time, to ensure that the collected data correspond to the proposed sample. All questionnaires submitted to the research company have been verified for consistency, and the questionnaires which had some missed answers to key questions were not included in the sample and additional interviews were conducted instead.
- 2. The incorrect understanding of some questions by the interviewers or/and respondents.* Interviewers were carefully trained at the beginning of the project on the goal of the project and how data will be analysed. Additionally, each questionnaire item was explained, to ensure interviewers clearly understand the questions and could explain them to the respondents if needed. All interviews were conducted in the mother tongue of the respondent.
- 3. Interviewer falsification of primary data.* Interviews were conducted by the Magenta Consulting team of interviewers, who have participated in numerous similar projects, who have experience and enjoy a high degree of confidence from Magenta Consulting. However, in order to eliminate any risk related to the potential falsification of questionnaires, 40%-50% of respondents were telephoned to confirm they have participated in the study. Respondents were addressed a few questions from the respondent profiling section of the questionnaire, and additionally, a few questions from the questionnaire. This leads to a much higher rate of questionnaire verification, compared to the verification approach of Moldovan research agencies: interviewers are aware of the existence of the verification process and, thus, cases when interviewers falsify questionnaires are extremely rare.

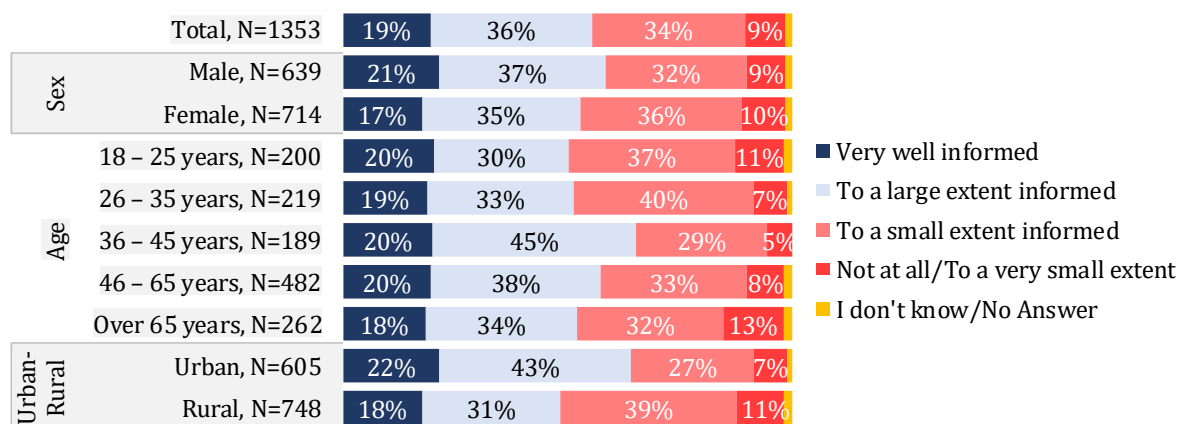
i.2.6 Data analysis

For the survey data analysis, Magenta Consulting uses the SPSS statistical software and doesn't produce only general results for each question of interest, but also cross-tab with demographic data and other questions analysis, showing correlations/ associations with the questions of interest. Each result is graphically presented and commented on. Relevant statistical tests are applied to interpret the results and make statistically significant conclusions.

CHAPTER I: THE LEVEL OF INFORMATION AND SATISFACTION WITH THE MASS MEDIA FROM THE REPUBLIC OF MOLDOVA

This introductory chapter includes data regarding respondents' level of information, regarding events from the Republic of Moldova and the level of satisfaction with the mass media from this country.

Figure 1.1: The self assessed level of information regarding events from the Republic of Moldova. "Q3. How well informed do you feel regarding the general events from the Republic of Moldova?", N=1353



A little more than half of respondents (55%) stated that they consider themselves “very informed” or “to a large extent informed” regarding the events which occur in the Republic of Moldova, and 43% of respondents believe they are informed “to a small extent” or “not at all informed”.

The majority of respondents (61%) with primary/secondary education backgrounds have indicated they believe to be informed to a small extent or not at all, regarding events from Moldova (Annex 1.1). Half of respondents residing in the rural area and 52% of the residents from the Northern region have stated the same thing.

During the focus groups, participants confirmed knowing about current events (which took place while the qualitative study was conducted). Respondents were asked about several events and were invited to share the information they heard about the news.

The arrest of the Chisinau mayor Dorin Chirtoaca. The majority of persons participating in the discussion have heard about the arrest of mayor Dorin Chirtoaca.

The respondents mentioned that the following are familiar to them, regarding the news about the arrest of mayor Dorin Chirtoaca:

- former Chisinau mayor „placed under house arrest”;
- former mayor was „charged with public money laundering”;
- a respondent mentioned that few details were shared in the media, and citizens were confused: “there were no details [available] to make it clear to the public”.

The opinions of the respondents about the news or the arrest of mayor Dorin Chirtoaca were:

- it has political grounds: “to claim the mayor chair for 2018, I think this was thought one step ahead”; “all politicians are involved and each time a problem arises, they choose someone to prosecute”; “in our country,

no one is independent. Everyone is controlled by someone, no one can take decisions independently”, “this action is part of a plot”;

- *arrest grounds: the intention to show him that “it is time to leave the chair [his position]”; “someone had it with him”; “his uncle probably wanted to amend something in the Parliament and through him they got to the uncle”; “they did not reach a deal”, or he lost the confidence of the [country] leadership; “Mihai Ghimpu grew old, and cannot ensure his protection anymore”;*
- *it is correlated with the resignation of other members from the Liberal Party, as the Minister of Ecology, the Minister of Education, noting thus that “all the positions occupied by liberals were cleared”.*
- *participants from Comrat consider the decision to place under arrest mayor Dorin Chirtoaca to be fair “it’s good that they arrested him, I don’t understand why they released him?!”.*
- *„there were always only good comments made about Chirtoaca” , „why was a negative attitude developed towards him in the last 2-3 years”;*
- *this is the outcome of some ongoing events: “There were demonstrations, people were out in the streets. They wanted a new mayor, but he still held the position of mayor, there were complaints from citizens”.*
- *court hearings behind closed doors during the examination of the Dorin Chirtoaca’s case, limited the access of the population to information on this subject: “usually, hidden information leads to rumours”.*

Changing the electoral system. Generally, most focus group participants have heard about the change of the electoral system, however the level of information on this varies.

Participants reported hearing the following about the switch to a mixed electoral system:

- *this action is meant to reduce the number of MPs in the Parliament: “to reduce the number of MPs to 60-55, instead of 100 and one men to vote, a smaller number of MPs would vote in order to solve a problem”.*
- *the amendment of the electoral system implies a legislative body based on “50% citizens and 50% MPs from party lists”, 50% of MPs on party lists and “50 % independent candidates with their own achievements”.*
- *this implies “that 50 will be elected from party lists and 51 from precincts”, compared to the previous approach when only the party lists were voted for: “for example, 19% was PD, out of 101 this means 19 persons”.*

Focus group participants believe that:

- *they have heard this information a long time ago, this being “old” news, which “has no impact on the lives of citizens”, and “the electoral system does not represent a subject of interest”; “changing how the Parliament is elected does not play any role in the daily life of a citizen”;*
- *among the Comrat participants, one person heard about the electoral system change, and the other respondents stated that the electoral system “stayed the same”*
- *they have superficial knowledge about this topic: “we heard about it, but nothing in depth – no”; the goal of this project is not clear to some: “the goal is not clear, and when the goal is not clear you can do whatever because there is no clarity;*
- *“either from the Parliament stand, or as common citizens, in any case, they all make false promises, as once they are in there [Parliament] they focus on their own interests”;*
- *the new electoral system will disadvantage the large political parties and there is a probability that the new Parliament will include persons which can be easily “bought”: “have you noticed how they “buy” 10 at a time? And one person can be easily persuaded compared to an entire party”; “any relationship is based on compromise, and when it disappears, discrediting takes its place”, respectively, those who will be elected in the Parliament “will be under the influence of those with interests”;*
- *in the case of majority vote approach, the leaders of the party were known, and once the new voting method will be applied, most likely, “certain districts (raion) will not be represented by common people, but again persons working for parties”. In the same context, a respondent mentioned that “if something is not explained in detail it must mean that we are being lied to”;*
- *regardless of how citizens will vote, “they will be rigged”;*

- there should be *“a presentation of the reasons [to implement], and of the features of the new electoral system, using an easy to understand language for the population”*;
- in reality what was promised from the beginning was not yet accomplished – that each region will have a certain number of mandates, *“so that each district could have a representative in the legislative body”*.
- some participants from Balti mentioned that the population accepted this system and that they consider it an advantageous one because it gives the opportunity of directly electing a candidate they know, compared to the election based on party lists.

The dairy products scandal. The majority of the study participants have heard about the dairy scandal.

The respondents shared the following facts:

- dairy products from Moldova don't meet the standards: *“they were not observing the norms, there were more vegetable fats than natural ones”*; the Institute of Standardization *“has conducted a spontaneous verification action at grocery shops, sale locations, dairy products distributors and concluded that certain products were not meeting the standards”*; *“an international group stated that they received information that allegedly in our country more vegetable fat is used, an investigation was conducted and was already published, and the Food Safety National Agency initiated a general control action”*;
- the JLC company was one of the subjects involved in this scandal;
- initially the news about the fact that certain dairy products from Moldova don't contain the necessary substances were disseminated, subsequently a second one was published, that allegedly *“the products of only one producer, and not all, don't meet the standards”*.

The opinions of the focus group participants covered the following:

- about the position of the dairy producer regarding the malfunction of the processing equipment, which lead to this incident, rendering them not ready for this type of control: *“they simply did not manage to pay [bribe] the inspectors”*;
- support for this type of verifications as consumers should pay the same for a product which only partially contains sour cream compared to what is paid for a 100% sour cream product and *“maybe some prefer the sour cream product rather than the sour cream itself”*;
- that the initial analysis confirmed the presence of vegetable fat in products, and after one week, after the repeated analysis, the error which occurred during the first analysis was disclosed-: *“how could there be errors in all six samples?!”*. A participant added that *“the one who has more money is right”*;
- under the current conditions, *“in any company could be identified disorders because some mix water and coconut oil to create a new product”*;
- dairy products are not natural: *“in dairy products there is nothing natural, there is no milk”*;
- that the chemical analysis of the dairy products was not published, but *“was published the table of the imported products of these companies”*.

The news about caritate.md. Less respondents knew about this news on caritate.md.

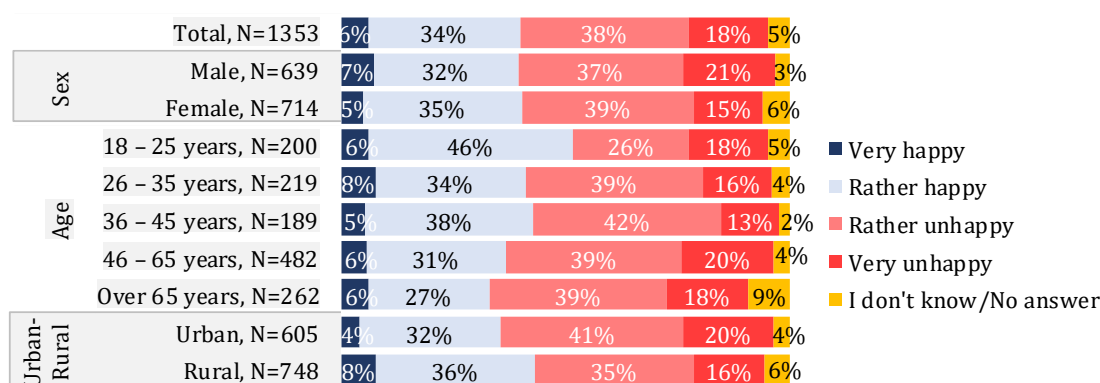
Among the details known by the respondents were the following:

- one person from Cahul mentioned that she knows about the website caritate.md, and another person heard about the children which were being treated in Turkey and about the *“surgeries which were in reality not performed”*, as well as about the money transfers for these surgeries;
- these were actions of publishing and promoting certain cases pushed by Svetlana Sainsus and the founder of this platform, aiming to win more donations;
- the respondents from Chisinau, Russian language speakers, referred initially to information about the humanitarian aid, public money, church, the detained bus with 10 persons at the Palanca border crossing. Subsequently, after given some clues, explanations about this news, the respondents remembered the news about caritate.md.

Regarding news, they have shared the following opinions:

- those from caritate.md “were striking deals with the doctors from Turkey and, in reality, were transferring the money somewhere else”;
- those from caritate.md are “a group of organised criminals who for several years were doing this and not only through caritate.md”; one participant called caritate.md “a political organisation”, and another one “a group of criminals”;
- the Ministry of Health should be involved and “verify the health situation of children upon their return to the country”; “caritate.md had to be verified, so probably they did not think it through in the end”. In this sense, other respondents added that the doctors treating these children in the Republic of Moldova should also conduct verifications of the patients: “if the doctor is not an accomplice to this action”;
- referring to the charity actions of president Igor Dodon’s wife and of Vlad Plahotniuc, it was emphasized that the intense promotion of these campaigns is intentionally conducted, because it’s an electoral year;

Figure 1.2: The level of satisfaction with the mass media from the Republic of Moldova. “Q4. In general, how happy or unhappy are you with mass media from the Republic of Moldova (TV, press, radio, online news portals etc.)?”, N=1353



During the survey, the study participants were asked to assess in general their level of satisfaction with the mass media from the Republic of Moldova. 56% of respondents mentioned they are not happy with the mass media, out of which – 18% stated they are “very unhappy”. The analysis of data from the demographic perspective ([Annex 1.2](#)) revealed that 62% of respondents with higher education have indicated that they are rather or very unhappy with the domestic mass media. Registering two percent less, the age group 46-65 has the same perception. 14% of respondents on maternity leave indicated they are very happy with the mass media from the country. Less by 9 percent, the participating pensioners indicated a similar level of satisfaction. 35% of the Romanian native speakers and three percent less of the Russian speakers stated to be quite happy with the mass media from Moldova. At the same time, 17% of Romanian language native speakers and 19% of the Russian language native speakers noted that they are rather unhappy with the mass media from the Republic of Moldova.

Similarly to the data presented in the survey, during the focus groups, the majority of participants to the study criticised the level of professionalism of the media outlets from the Republic of Moldova.

The persons attending the discussion stated that they determine the level of professionalism of a source starting with the following factors: “professionalism and journalist qualifications” and the “source of financing the station”. Also, a participant stated that “the wrongly formulated questions addressed” by a journalist make the difference between a professional outlet and a less professional one: “they use this kind of expressions, Russian words, which are not improving their image”. Another person stated that the financial resources of a news media outlet determine the level of professionalism. The respondent has supported its opinion by stating that “if he [the journalist] is well paid then he will turn everything upside down and find you that information. But another one, who is not paid extra, will report on what he has [access to]”. At the same time, a respondent noticed that this type of information also helps him determine the level of professionalism of a source. Thus, according

to him, an outlet provides information *“only about tragedies, and other stations report on this [too], while one is truly interested in political, social news”*. To this subject, a participant stated that the level of professionalism of a source depends on journalists and their principles: *“if they are honest, and want for the whole world to know the truth, they will reveal it”*. On the other hand, the same person acknowledges the fact that there is the possibility for a journalist to want to be professional and fair, but, due to the pressure exerted by the leadership, to fail at it: *“... even if he is a good man and wants to (report correctly on facts), but pressure is put on him by the leadership, he will be scared, and then he will not do it”*. A participant stated that his opinion about the level of professionalism of a source is formed when he watches the newscast and can observe the level of objectivity and impartiality of the reported facts, if *“he (the journalist) shares his opinion too or only the position of the channel/ station”, “he should be more objective”*.

In this context, more opinions regarding the **significance of the expression “professionalism of a journalist”** were shared. Respectively, a participant explained that this feature is linked to practice and work experience. And another respondent distinguished a journalist from a reporter. According to his opinion, the reporter is sent by the outlet to the field to collect information. While a journalist, while also collecting data in the field, later on performs the analysis and verifies it. At the same time, a journalist is always in the centre of things, knows the information sources and what information he will obtain.

Factors determining the trust in the professionalism of a journalist

Respondents mentioned the following factors:

- *“prior work experience”*;
- the analysed subjects selected by the journalist are considered a factor determining the trust in his/her professionalism;
- *“the objectivity and truthfulness of the information”* shared by a journalist;
- *“the courage to report about the truth”*;
- Involvement in broadcasting from the field;
- A few persons stated that reporting the truth implies a certain risk for some journalists, who are not protected, but on the contrary, often *“have suffered for reporting correct information”*.
- The case of the Russian journalist D. Gubernev was brought as an example – he reports on sports news for over 10 years and knows the field, the sportsmen and the situation of this field;

Another participant referred to the journalists who receive the news already structured in press releases from different institutions, organisations, and present them during the newscast without analysing them or adding information. The respondent believes that the journalist cannot intervene in such cases, leading to the publication of unverified information in the media. And another person added that the level of knowledge a journalist has on a certain subject, before taking an interview, is also sensed by the public.

Participants were unable to list the features of a professional journalist, indicating that the population does not think in terms of “professionalism”, “unbiased”, etc. Nonetheless, in order to understand what qualities are appreciated at the journalists considered professionals, the facilitator asked for examples of respected journalists, and then asked the participants to explain what makes them different from other journalists.

Among the **journalists admired** by the participants were: Andrei Bolocan, Anatol Melnic, Angela Gonta, Natalia Morari, Gheorghe Gonta, Lorena Bogza, Constantin Cheianu, Natalia Cheptene. And among the foreign journalists, respondents follow Vladimir Pozner, Ksenia Sobchak.

In this sense, a few persons mentioned they like Natalia Morari and Lorena Bogza because:

- they are considered “knowledgeable” in formulating questions the viewers are interested in
- *“they ask questions to which citizens want answers, for real”*
- *“they ask what you would like to ask”*;
- on the shows moderated by Natalia Morari and Lorena Bogza there is political diversity;
- the way they go straight to the subject and address [guests] directly are among the factors which determine the preference of respondents for these two journalists: *“there are different opinions present, meaning that*

there are leaders, and even Dodon, she can invite the socialists, from all parties, of all colours – you are invited to share your point of view”;

- a respondent mentioned that *“there are journalists that cut to the chase, they are focused and direct”.*
- the admiration for Dan Negru, according to several respondents, is justified by the style of the moderator to communicate with his guests: *“he is a simple man, speaks as a simple man. He doesn’t overdo things... he speaks the same way to rich and poor men”.*

Regarding the journalists mentioned above, participants have listed the **qualities they appreciate in them:**

- the ability to address relevant questions, which will generate necessary and searched for by the journalist information;
- personality/uniqueness of their professional activity and the ability to create synergies between the expectations of the population and the information they learn from the interviewees: *“a linguistically correctly formulated question is important, also from the perspective of the content, information [answer] it will lead to. Questions can be addressed differently, but a good journalist knows how to formulate linguistically a question in order to retrieve from the interviewee the information they need. This is the goal of a journalist”.* *“He/She has a backbone”* – they are highly intelligent, which allows them to manage information from different sources and to efficiently disseminate it to the public;
- emotional intelligence: *“[they] formulate precise, clear questions and don’t get emotional”;*
- they are actively engaging with their guests;
- their personality is a value added to the programme.

At the same time, participants believe that the programmes of the journalists listed above have good ratings due to the following:

- passion for journalism, which guarantees their success and feeds them energy to continuously develop;
- the relevance of the programme guests: *“they don’t simply invite some random political analyst people never heard of, and see for the first time. They invite serious people that have engaged in real research, who have analysed interesting things”;*
- action independence and the freedom to select the guests of the show.

Regarding other factors, which influence the impression of a person regarding the professionalism of a news source, the respondents have noted the dress code of journalists. Thus, one of the participants emphasized that in the Republic of Moldova, journalists care about their image: *“they all have buns and have hairdos”*, compared to Romania – where journalists embrace a more casual fashion style. Another participant emphasized that the way a person looks on the news sends a message before the journalist starts the newscast and it is obvious that *“beauty attracts the public”*. However, most persons present at the discussion stated that the way an anchor man/anchor-woman dresses does not impact their decision to follow the newscast or not. A respondent mentioned that in the case of the TV channels, which are better equipped, where the news presenters are more stylish and the set more modern, *“the ones from above [governing] pay good money for it”*. Moreover, the respondents have stated that what counts for them is for the journalist to be passionate about what they do, to provide current and correct information. And a participant added that *“it doesn’t matter the how they look on the outside, what matters is to see that the [journalist] is very well informed indeed and wishes to provide a good product, and then how they are dressed doesn’t matter anymore”*.

Regarding the level of professionalism of an online news source, a person mentioned that they build an opinion about a news portal based on the involvement of the journalist in the discussions from the comments section, demonstrating his/her engagement, but also defending his / her position. Also, another person added that the existence of certain sources which exist exclusively online, reveals the fact that TV stations are controlled by persons which focus on their own interests to the detriment of truthful information the population expects [to hear].

In this context, a respondent stated that he appreciates the neutrality of the ProTV Chisinau station, however it happens that the news they broadcast are *“rubbish”*, and that ProTV Chisinau and ProTV Bucharest are *“apples and oranges”*. Several examples were provided to support this idea. So, one person mentioned that news about the former President Nicolae Timofti *“he read the speech looking at the paper”* – an information which, according to the respondent, is obvious and does not represent any news. Also, it was stated that the reporters

of ProTV Bucharest are better trained compared to the Chisinau ones – which was demonstrated by their speeches, *“their reporters have different training”*: *“it is more interesting there, more activities, you can grasp the events occurring in the country”*. In this sense, there were examples provided when, according to the respondent, sending the ProTV Chisinau and Prime stations reporters in the field was not necessary: *“journalists are sent in the field, in front of the Government: today a meeting was held at the Government and I don’t know what? What did you show? Was there a fire, a flooding or what?”*. At the same time, a person mentioned the feature about a poor family by journalist Sorina Obreja from ProTV, who went in the field wearing *“an expensive fur”*, which, considers the respondent, is not empathic: *“I don’t think she really felt what that woman with children felt having no electricity”*. Several respondents have compared ProTV Chisinau and ProTV Bucharest stations and reached the conclusion that ProTV Chisinau news are not reported in a professional manner. To support this idea, it was mentioned that ProTV Chisinau channel doesn’t approach well the subjects, and some of the facts they report on *“are not as important”*, and the sequence of news categories is not relevant: *“local news go first, then national, for example political, social, external news, and then back to Moldova again”*.

Contrary to what was reported earlier, a participant has emphasized the courage of the ProTV channel, which sends its reporters in dangerous situations – as for example to the events of April 7 2009, when: *“their car was surrounded in the middle of the protesters”*, but they were not afraid to report on this event as it was unfolding in reality.

To this subject, the respondents have shared their opinions on the weaknesses of news sources from the Republic of Moldova. A person noted that news portals should hire news editors, who could verify the precision of the written information. Other persons mentioned that good journalists are missing and there is more *“glamour, especially on perfecte.md”*.

Also, participants to the discussion have stated that journalists from this country lack freedom of thought, which would allow them to work on any subject, but also an appropriate professional training: *“they are not trained, in our country they don’t train real journalists. In general, everyone is now hungry for very good journalists”*. At the same time, many participants emphasized the fact that they were witnesses of situations when even if it was reported from the accident site, the information was cut and only the one the TV channel is interested in was broadcasted: *“I told them an entire sentence, but they selected whatever they saw fit from it”*.

The idea that in the past journalist professionalism and ethics were stronger was emphasized: *“in the past journalism was an art and implied high-level professionalism, especially international journalism”*, and the media, especially the international one, was analysing the information before broadcasting it and was aware of the risk of being judged for fake news. However, nowadays *“one sometimes watches an interview featuring a state official or an artist, and journalists cannot even formulate the questions”*; or it happens that a journalist presents economic news without knowing the terms. According to this respondent, these are the main causes of the lack of trust in mass media of a part of the population: *“nowadays the term professional journalist does not exist. There is no professionalism and no ethics”*. In this context, a participant stated that even though nowadays the qualities a professional journalist should have are known, there are no journalists who have them, compared to the Soviet times, when excellent journalists were popular, as well as their field of activity and the activities they participate in.

The majority of the respondents were criticising how reporters produced the news and have listed several moments they are bothered by. Among these are the following:

- the subjectivity of the reporters making the news: *“even if it is a negative subject, the reporter anyway shares their opinion”*. However, according to this respondent, a reporter has to be neutral;
- lack of training, the reporters ending up in *“reading from their papers”*, because they are not familiarized with the subject of the feature: *“I think that one has to read once or twice the same information and then present it, but actually read it from the paper in front of you...”*;
- poor oratorical skills of some journalists;
- the chaotic editing and the poor quality of the feature: *“it’s chaos, you can’t follow the key message”*;

- lack of confidence of the reporter doing the coverage in the field and the lack of knowledge on how to approach the respondents;
- some journalists don't inform themselves about the subject they will talk about during an interview and thus ask irrelevant questions: *"the journalist is aware of the interview which will follow but does not prepare questions, does not study the subject"*;
- grammar errors identified in features, in articles, in the translation of the broadcast information: *"when a person speaks in a foreign language and you see the translation in subtitles I am really bothered by it"*, including at TV stations which have sufficient financial resources.

The respondents from Comrat stated that they don't criticise how the reporter makes the news, because they don't pay attention to minor details. Although some participants mentioned that they identify grammar errors in the information they read, they are not used to comment this fact, but just make fun of the journalist.

A respondent mentioned the show „Prima Ora” and that he criticizes how the journalists presenting the kitchen segment speak: *"they use specific expressions, Russian words and which are not good for their image"*. Another participant referred to the video on Vlad Plahotniuc *"O zi"* (one day) and stated that the journalist who did the interview was *"sucking up to him"* and it was obvious what questions he will ask. The same participant added that even though he thought the above mentioned journalist was an intelligent person, after that interview with Vlad Plahotniuc he stopped watching him: *"I can't even stand the sight of him since then"*.

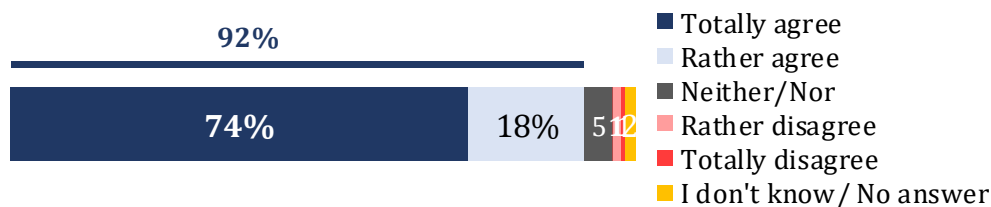
A respondent stated that in the Republic of Moldova there are *"only unprofessional journalists who work on commission"* left and that he monitors the same reports for some time. At the same time, it was mentioned that probably professors who could train/teach future journalists are missing.

CHAPTER II: THE PERCEPTION OF THE POPULATION REGARDING MISINFORMATION AND PROPAGANDA NEWS IN THE MEDIA

This chapter presents data on the perception of the population about the existence of manipulative news in the media from the Republic of Moldova and the opinion regarding the importance of distinguishing fake news from real ones. Also, in subchapter 2 data on the level of knowledge on terms as “fake news” and “propaganda” will be presented. The chapter will end with a presentation of data on the percentage of citizens who are aware of the possibility to report fake news and the institution they believe they could report them to.

2.1. The perception of the population on the existence of manipulative news in the mass media from the Republic of Moldova and the importance of distinguishing them

Figure 2.1.1: The opinion on the importance of distinguishing news manipulating or misinforming citizens. “Q23. Please tell me to what extent do you agree or disagree with the following statement: “is it important for Moldovans to be able to distinguish the news aiming to manipulate or misinform citizens”, N=1353



The respondents were asked to what extent they agree or disagree with the statement: “is it important for Moldovans to be able to distinguish news aiming to manipulate or misinform citizens?”. The large majority of participants to the study (92%) believe that it is important for citizens to be able to distinguish these, 5% answered “neither/nor” and only 1% of the interviewees stated that they disagree with the statement. 84% of the respondents with secondary / primary education background believe that it is important for Moldovans to be able to distinguish fake news ([Annex 2.1.1](#)). The same opinion has 98% of respondents with higher education background, 97% of Romanian respondents, and 91% of the Russian respondents.

Figure 2.1.2: The percentage of citizens who follow news from independent sources. “Q24. To what extent do you agree or not with the following statement: “I follow news exclusively from independent sources? (a potential answer)”; N=1353

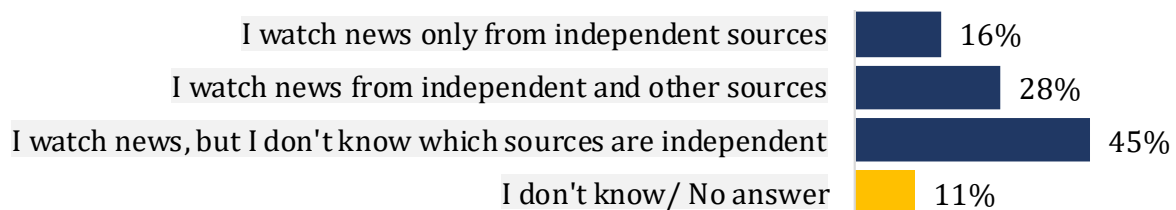
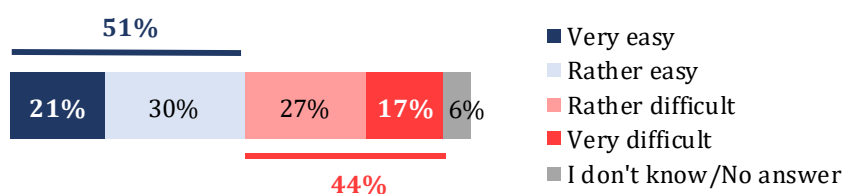


Table 2.1.2: The percentage of citizens who follow the news from independent sources per TV channels. “Q11. Please tell me which TV channels do you watch the news on at least once per week?”, “Q24. To what extent do you agree or disagree with the following statement: “I follow news exclusively from independent sources? (a potential answer)”, N=1353

TV Channels	I watch at least once per week, N=1155	I follow news exclusively from independent sources, N=180
PRIME	55%	50%
Moldova 1	45%	38%
Jurnal TV	31%	31%
PRO TV	27%	30%
Publika TV	25%	23%
Canal 3	18%	21%
NTV/HTB	20%	21%
RTR MOLDOVA	21%	20%
Canal 2	16%	20%
THT Exclusiv	9%	11%
CTC Mega	8%	10%
Ren TV Moldova	5%	8%
N4	6%	7%
TV 8	6%	7%

Most of the respondents (45%) stated that they are not sure which of the news they follow are from independent sources, and 28% mentioned that they inform themselves from independent, but also other sources. Only **16% stated that they inform themselves from independent sources**. More persons aged 26-36 (20%) than persons over 65 years of age (13%) believe to watch news only from independent sources. ([Annex 2.1.2](#))

Figure 2.1.3: The percentage of persons declaring they can identify situations when mass media wants to manipulate the opinion of citizens. “Q25. Do you think you could identify situations when mass media (TV, press, radio, online news portals, etc.) wants to manipulate or change the opinion of citizens, for example: disseminates fake news, propaganda, misinforms, etc.?”N=1353



51% of interviewees state they could identify situations when mass media wants to manipulate or change the opinion of citizens. On the other hand, 27% of respondents believe that it would be “somehow difficult” to identify such news, and 17% of respondents mentioned that it would be “very difficult” to identify them.

57% of men and respectively 46% of interviewed women believe they could easily identify when mass media intends to manipulate the opinion of citizens ([Annex 2.1.3](#)). 56% of persons with secondary/primary education background believe that it would be quite difficult to identify situations when mass media tries to manipulate or change the opinion of citizens, and the same opinion is shared by 35% of respondents with higher education. 15% of persons holding director/manager positions and 53% of unemployed respondents stated that it would be very difficult to identify mass media manipulation.

Figure 2.1.4: The opinion of respondents regarding the capability of the population from the Republic of Moldova to identify fake news. "Q26. But how easy or difficult is it for the population from the Republic of Moldova to distinguish between fake and real news?", N=1353

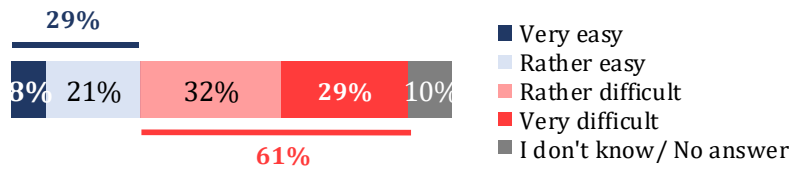
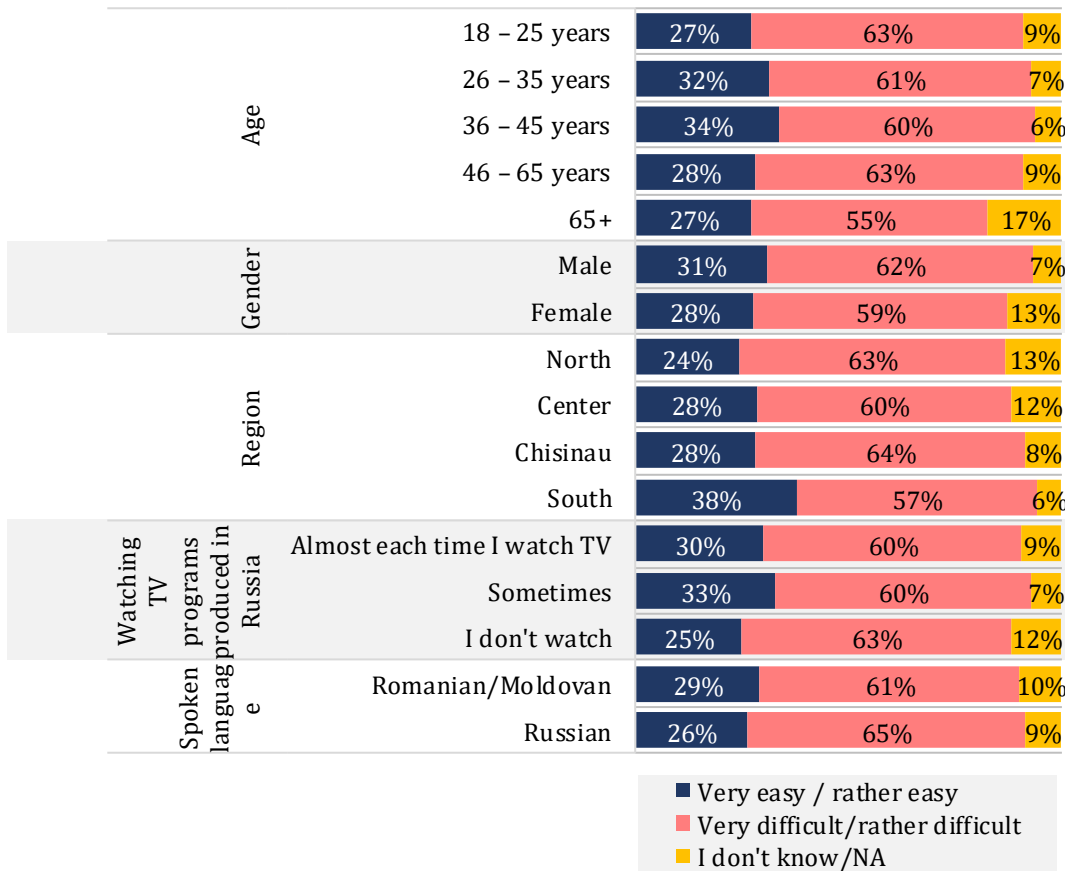
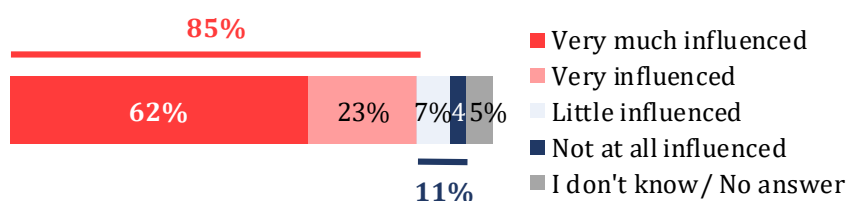


Figure 2.1.4.1: The opinion of respondents regarding the capability of the population from the Republic of Moldova to identify fake news per demographic criteria. "Q26. But how easy or difficult is it for the population from the Republic of Moldova to distinguish between fake and real news?", N=1353



Although 51% of respondents stated they could “very easy” or “rather easy” differentiate between media which intends to manipulate, to the question of whether the population of the Republic of Moldova could differentiate between fake and real news – only 29% have provided a positive answer. Depending on the age of the respondents, it is revealed that 34% of the persons aged 36-45 years believe that the population from the Republic of Moldova can differentiate fake from real news. The same opinion have 27% of respondents aged 18-25 and a similar share of respondents from the age group 65+. ([Annex 2.1.4](#))

Figure 2.1.5: The share of respondents which consider that news from the Republic of Moldova are influenced by politics. “Q27. What is your opinion, are news from the Republic of Moldova influenced by politics?”, N=1353



85% of study participants believe that news in the Republic of Moldova are influenced very much (62%) or greatly (23%) by politics.

More the urban area respondents (71%) than the ones from the rural areas (54%) consider that news in the Republic of Moldova are greatly influenced by politics ([Annex 2.1.5](#)), and the population of the Chisinau municipality weight the most, as 98% believe that the news from the country are influenced by politics. Approximately one in five respondents from the Southern region stated that the news from Moldova are influenced a little or not at all by politics. 78% of respondents with higher education believe that the domestic news is greatly influenced by politics. Among the respondents with primary or secondary education 30% less share the same opinion.

The majority of persons present at the focus group stated it is easy to be an informed citizen, because the plurality of sources – internet, library, telephone, archives – allows a citizen find the information he/she needs: “there are many sources and if you have a question you can find the answer online, if you are not sure about the answer, you keep looking: you can telephone, go to the library or archive”. A person added that “if someone wishes to be informed, they will anyway use the TV, internet and all the other information sources”. Another person mentioned about the contribution of society in disseminating news through conversations, exemplifying: “even when you are out at the bus station you can learn more news than online”. Respectively, it was stated that “if you want to, you can be informed” and learn about the news.

However, some believe that the level of information depends on the motivation of each person: “those who want to find an information, can find it”. However, it depends on the area you are interested in, because in some areas there are many news and in others – less. At the same time, it was mentioned that although a variety of sources exists, the lack of time represents a barrier in keeping a citizen informed: “sometimes I manage to read the news only in the evening, close to midnight”. And someone added that the lack of interest represents another cause of why citizens are not up to date with the news and will not engage in an in depth analysis. On the other hand, it was stated that readers’ right to information is infringed when the information is not translated into Russian, and therefore one respondent believes that “it is not as easy as it seems to be informed”.

Also, it was mentioned that currently the public is less focused on information and information sources are focused on attracting the attention of the public, including the aggressive promotion of news: “there are many information sources and I think that news nowadays wants to reach us and not the other way around”. In this sense, it was stated that online there are many links and sources which have an aggressive approach in disseminating information, including the fake news: “initially the real news is disseminated, subsequently other sources use and amend them to serve their interests”.

To this subject, a respondent referred to the positions of the Republic of Moldova in the ranking on internet speed (third place) and the open access to Wi-Fi sources (first place) – which implies an increased freedom of finding any information in any language, on different websites: “you can read anything online presently, in any language and from any country”. On the other hand, other participants emphasized that there is a lot of “informational waste” online and the most difficult is to identify real news, because “each channel, each journalist disseminate information differently”, from their own perspective. According to some respondents, the informational system per se is built to allow decision makers to control the news which reach the public: “we have access to the information they want us to have, but it is hard and even impossible to assess the truthfulness

of this information". Related to this context, someone provided as example the briefings case, when officials leave the room, avoiding to address the direct questions of journalists. Moreover, according to the opinion of the respondents, it is difficult to assess the truthfulness of news, as behind each source there is an influential person who *"surely will not share information damaging himself/herself, even if there is a probability for his/her position to be incorrect"*. In this context, some respondents stated they read only the news they are interested in and consider them truthful only when the information coming from different sources coincides: *"if I see the same news on 2-3 websites, I know that the news is truthful"*. And if they notice that each source interprets differently the same news they don't consider the news real.

The majority of focus group participants stated they know about the fact that some **news aims to manipulate the public opinion**. Moreover, participants stated that large amounts of this type of news are intentionally created *"to mislead the population which has no information"*. Some respondents state that news is developed from the get-go to manipulate and thus *"they (the sources) win in this situation"*.

In this sense, several examples were provided. A person referred to the intense promotion of the waste issue in Balti city: *"from fall to spring the same video was broadcast about the full trashcans"*, to manipulate the population. The consequence is the pain created in society, and pensioners who *"watch news from dawn to dusk"*, go to the city hall and demand explanations, fearing *"to be covered by waste"*. Also, another example was the rise of terrorism after 9/11 2001 in the USA. One of the respondents believes that the subsequent active promotion of the idea that the Muslim population is involved in terrorism actions has facilitated the involvement of some citizens from Arab states in spreading this phenomenon, thus more terrorism actions occur. In this context, a person stated that the information shared on the news does not reflect the reality and that often times, news about promises launched by politicians and which are not materialized: *"half of these promises are empty"*. Another participant added that news about politicians' promises is disseminated *"especially during elections, they show how they give gifts", "they plan but in the end there are no results, nothing"*. Also, many respondents mentioned the cases when a TV channel broadcasts news about the achievements of prime minister Pavel Filip, and other stations report that these achievements don't exist: *"or when Mr. Pavel Filip always brags about achievements, and indeed he achieved a lot, but then on another channel you hear about the opposite"*. Regarding the above, the persons present at the discussion stated they take into consideration both opinions, but don't know who is telling the truth. Some persons provided examples of news aiming to manipulate public opinion, news about the crisis and problems occurring in Ukraine which focused on negatively depicting the Russian Federation and frightened the population by potential, similar scenarios to be repeated in the Republic of Moldova. Another example of manipulative news was provided by respondents from Comrat, and namely, the fact that in the context of the reunification with Romania declarations, signed by some localities from the Republic of Moldova, the Gagauz government has convened a council which expressed its position against the reunification process. As a consequence, a Moldovan news website used this news, stating that the population of UTA Gagauzia *"are ready to bear arms and fight with the Moldovans"* and called them *"separatists"* and *"aggressors"*.

A respondent has identified this information to be manipulative by observing its consequences: *"I noticed that many people become the product of manipulation"*. And another person added that he/she is aware of the manipulation intention of some news, because media sources are not independent and promote the image of their owners: *"mass media can raise to the stars, and then let you fall down"*. At the same time, a respondent shared his/her opinion that *"mass media sources represent the fourth power in a state and that media sources can be used to manipulate people in different ways"*. Moreover, he stated that a person can be unaware of the fact that is being manipulated, and in the end each person is the outcome of the information they consume: *"if you consume something it means this is what you are. If you consume mass media, you are mass media"*. In this sense another participant compared society to *"a sponge"* which absorbs *"the solution poured"* by the media. Also, another person mentioned that he identifies news manipulating the public opinion when reading information which is *"too surreal and too embellished"*.

Participants to the discussions have listed various factors which make them believe that most news from Moldova aim to manipulate. Respectively, the following idea was shared: *"any news should inform the public,*

but in fact, it misinforms it, because each information is paid for". At the same time, a participant stated that manipulating news are focused on certain categories as *"persons without higher education and with a more limited horizon of knowledge"*, as well as pensioners who are more *"nostalgic and easier to manipulate"*. And a respondent emphasized the fact that the population wants to see *"victims"*, to see how *"justice is done"* and, as a result media sources focus on criticizing specific politicians: *"how they act, how they lead, where they vacation"*. Respectively, on one hand, the information about that politician is clarified, and on the other it generates more hatred and frustration in the population.

Several respondents consider that identifying information which manipulates or misinforms represents an important skill for Moldovans, for the population *"not to live a lie"*, to be more aware who they elect, in order to avoid blaming others for the *"conditions they are forced to live in"*. However, the majority of participants believe that Moldovans have built capacities in determining news which will manipulate.

The participants to the discussion understand the term "misinformation" as meaning being pushed into the wrong direction; the practice of disseminating succinctly information through a single source, about a fact which did not occur, to lie to the population; *"incorrect information"*; *"lying"*; *"error"*. At the same time, it was stated that misinformation is a military term and aims at *"misleading the adversary"*. The majority of participants from Comrat have the same understanding of misinformation – fake news and propaganda. They believe that these three phenomena are correlated, and the goal of misinformation is to mislead.

The respondents describe the term "distracting public's attention" as distracting attention from important events by broadcasting especially good deeds: *"they distract our attention with other news, for example, if something occurs they distract our attention by [broadcasting information] about the gifts they allegedly gave or a home for elderly they opened"*; *"suppressing important news through agitation and aggressive promotion of another less significant news to distract the public's attention from the truly important events"*. On the other hand, the stakeholders engage in more serious actions, about which very limited information is disclosed. *"This is an important event and something else is used to distract [our] attention, with a different event"*. Also, the notion *"distracting public attention"* was associated with: promotion and exaggeration of irrelevant news; spreading fake news; disseminating [the same] information for a long period of time. And a person stated that, often times, TV coverages represent *"an element of distracting attention from more important news"*, which are only mentioned in the line running at the bottom of the screen.

A participant to the discussion believes that political parties' practice of organising concerts *"to entertain the public"* aim to actually distract the attention from real problems the population is confronted with, the solution of which should be the task of the elected officials in power.

Several persons mentioned during the discussion that the goal of the misinformation phenomena and public attention distractions is to *"hide the truth"*. This is the focus of the government and of political parties. At the same time, a respondent added that banks, too, use fake information when they inform about the fact that they made several donations.

Participants have provided a few example of news meant to distract public attention:

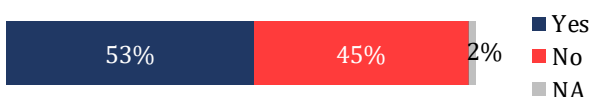
- information about the theft of the billion;
- news about the Syrian conflict broadcasted by Russian news reports in order to divert attention from the conflict in Ukraine;
- more severe crises from Syria and other African countries broadcasted during the Moldovan newscast to divert attention from local problems, *"we forget that we live in Moldova and focus on other issues"*;
- concerts organised by politicians, as Vlad Plahotniuc, featuring artists from Russia, e.g. Filip Kirkorov, while parts of the population were demonstrating in Chisinau;
- screening a film about the history of Moldova on *"Igor Dodon's"* TV station, on the day when the march for reunification was organised;
- the practice of the Parliament to take decisions *"during the night"*, and on the following morning the newscasts were broadcasting news about *"fires, accidents"*, etc.;
- the reports of the Ukrainian conflict stakeholders about the fact that military forces were evacuated, but, in reality, they were present at the border.

At the same time, participants from Comrat have encountered difficulties in providing examples about cases of distracting public attention in the Gagauz region or from the Republic of Moldova.

A person stated that the rural area population is facing more misinformation as they have access only to a handful of TV stations, e.g. Prime, Moldova1 and are unaware they are being manipulated through these sources: *“they believe that things are indeed going well... that they will get their pension and so forth”*.

2.2. The level of information regarding the terms „propaganda” and „fake news”

Figure 2.2.1: The percentage of persons stating they know the term “fake news”. “Q28. Do you know what ... is?”, N= 1353



Generally, 53% of respondents state they know what **fake news** is. 66% of respondents aged 36-45 indicated that the term “fake news” is known to them. At the same time, the same percentage of respondents with secondary/primary education stated they don’t know what “fake news” represents ([Annex 2.2.1](#)). The population from the South region, by less than 10 % (56%), also does not know what “fake news” is. More respondents from the urban area (61%) and the Romanian speaking population (72%) compared to rural area respondents (46%) and the Russian speaking population (48%) believe that they know what fake news represents.

Figure 2.2.2: The perception of the respondents about the fake news concept: “Q29. To what extent do you agree or disagree that the following statements describe fake news? ”, N=714



In order to analyse the level of information regarding the significance of the term “fake news”, respondents were offered a list of statements and they were invited to assess the extent to which they consider the respective statements to describe fake news. Most of them, 90% of respondents, associate fake news with the situations in which journalists pass untrue information for truthful on purpose.

During the focus groups, participants stated they understand “fake news” to be a:

- lie “an untrue piece of news” and “which is not correct”, “a part of the truth is taken out and around it a major lie is developed, as one finds it hard to understand what is a lie, what is fake and what is true”;
- untrue information or “mixed with the truth”;
- new information;

- an incorrect topic “*incorrect information*”;
- simulation;
- lack of arguments;
- lack of originality;
- the presence of the fact, but a false interpretation;
- the use of data for misinformation;
- making news on demand with a hidden aim;
- “*the falsification of certain external news or the inventory of inexistent news*”;
- “distorted news”,
- Senseless information, based only on limited facts.

To this subject, one of the respondents added that “*fake news is in between two extremes, subjective or objective. If news too subjective, these is fake news, it reports about something dubious*”.

Respondents believe that the goals of fake news are:

- „*misleading the public*”;
- „*distracting their attention from reality*”, “*distracting their attention from a global, more important issue*”;
- „*inducing fear*”;
- „*gaining power*”.

At the same time, some respondents believe that fake news are created to boost the PR of celebrities or politicians and is quickly disseminated through all possible channels. A person noted that information sources disseminate a big share of negative news – about accidents, homicides, etc. to frighten the population, and the real problems the republic is confronted with remain unreported.

Among the features of fake news were listed the following:

- attractive title;
- superficiality and subjectivity of the news;
- “*focuses on the extremes, highly positive or negative, both are never reported on*”;
- facts and reported information don’t match;
- “*a news template is used to write the news*”;
- words are eliminated or changed to create a new sense.

To detect fake news, participants pay attention to the author of the article and to the primary source, because such news pop up “*for half an hour*”, and then they vanish. At the same time, respondents pay attention to the authority of the source and the suspicions it generates.

However, several respondents have met difficulties in listing the criteria they use to detect fake news, emphasizing that they still don’t know how to distinguish fake news from real news: “*we don’t really know how to distinguish fake news, because we don’t see it daily, each time, and we couldn’t compare them*”. Another respondent mentioned that “*we might think is real, but by the end of the year we hear that actually it is fake*”.

The persons present at the discussion stated that they often come across fake news in the mass media from the Republic of Moldova, “*a few per week*”. Also, respondents mentioned they know about specialized websites which focus on creating and disseminating fake news. In this sense, the following fake news sources were

mentioned: moldovanews.md, moldovadream.md and Facebook – as a platform of spreading this type of news. At the same time, respondents believe that more bloggers and internet users are involved in the creation and dissemination of fake information. Thus, the assessment of the respondents is that fake news amounts to 50% of all news they come across.

Respondents provided several news examples they consider to be fake:

- the case of schools being closed down in rural areas, where children are forced to walk 4 km to school: *“they closed down a school, and the next school is 4 km away”*, and authorities state that there are no financial resources to transport children: *“and show that there is no money for transportation, and where could a parent, earning only 1000 MDL, take money from to purchase several pairs of shoes for this purpose?”*;
- the case of the justice reform is often a subject of fake news: *“related to the justice reform there is often news [broadcasts], they say they did this and that, but then courthouses are merged again”*;
- the promise of president Igor Dodon: *“Dodon promised early elections. And we still don’t have them”*;
- the death of Ion Suruceanu: *“ I realized that this was not true, but I still thought [to myself]: let’s read it”*;
- the accusation of the American president, D. Trump, against the Russian Federation regarding shooting down a plane over Donbass only half an hour after the plane crash, without any investigation being carried through;
- the accusation against president V. Putin for poisoning citizens from the United Kingdom;
- information about an asteroid fall;
- the apocalypse of 2000;
- news about the average salary of 4000 MDL;
- news about the 30.000 Syrians;
- the rumour about Renato Usatii’s marriage to Maia Sandu;
- news about the death of Sylvester Stallone;
- news about the plane crash, where each information source had its own view about the cause of the crash and who the culprit is: *“some were saying that it is the Russian Federation, others that Ukraine is involved”*.

To this topic, someone mentioned the news regarding the Kemorovo fire, when fake news about the number of victims were disseminated. Another respondent stated that news about this fire were distorted and had a propagandistic flavour. Also, it was stated that in case of some tragedies, though most sources share the same information, the details of the incidents are falsified, to avoid creating pain in society.

Asked about the news on 30.000 Syrians, respondents replied that they did not believe this information to start with, because they believed that this is an impossible mission and too detached from reality: *“It was immediately clear that it is fake. Because they cannot bring them”*. Also, the news seemed to be *“too much out there”* to be credible. Moreover, a participant mentioned that through this news the counterparts were trying to slander Maia Sandu and put her in a bad light.

According to one of the respondents, *“TV stations work to promote their image and often times are quick to post information which is not verified to get more viewers”*. However, *“no one keeps them accountable for defamation”*, because they are protected by some politicians which use them sometimes for their own purposes. Participants stated that they know more or less which sources are owned by politicians and therefore don’t trust them. Also, they have emphasized the fact that regardless of whether a source is owned or not by a politician, one can anyway notice if that source supports them by promoting positive information about them: *“In the end, there is a lot of propaganda in many cases. Maybe officially they are not owned by a politician, but somehow they are still influencing [that source]”*. The respondents stated that in such cases, knowing the reality and having news from other sources, they can identify the political affiliation of a media source. At the same time, most persons

present at the discussion stated that the most contradictory news are related to the political field: *“When someone dies or jumps out of the window, they repeat such information word by word. The majority of political news is fake”*.

At the same time, more persons stated that it is easy for them to identify fake news and provided more arguments to this. Thus, some participants stated that *“from this perspective, there are more sources, we have the option of verifying”*, and more persons emphasized that *“it is impossible for all media sources to be lying”*. Another respondent stated that critical thinking helps him detect fake news and provided an example: *“moldovenesti.md – everything is funny on this website and you know it right away it is fake news”*. At the same time, a third respondent mentioned that analytical programs help her identify fake news. *“They analyse things very well at Ora de Ras. At the first sight you might think this is just news on TV and you think it is something positive, but when they show it [on this programme] I understand that in reality is [all about] how they present it”*. Some persons emphasized that any news has to be verified and the reputation of the journalist plays an important role in identifying fake information: *“if he is professional and has a good image in society, he will definitely make truthful news”*, compared to another journalist accompanied by *“dubious characters”*. Also, the idea that the ability to identify fake news comes with experience was mentioned, once you understand the importance of verifying information and find the primary source: *“we have learned already to verify news and to identify its primary source”*. However, it was also emphasized that a citizen is motivated to look for more details only when news refers to an area they are directly linked to: *“you will look for information if you are truly interested in this field”*. To detect if a news is fake or not, several persons pay attention to the websites which promote it. Also, respondents mentioned the practice of discussing the news among friends to verify if it is truthful or not. More participants emphasized the role of social networks in distributing fake news.

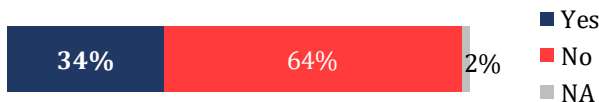
Those who believe that detecting fake news is difficult identified several reasons. One of the participants stated that *“it is hard to say if the information is real or fake”*, especially since you don't know if this has really occurred or was intentionally set up. In this sense, he added that he is not 100% sure of any news and uses the method of comparing sources to determine the truthful character of information. More respondents justified their position by stating that currently, information needs to be verified, analysed, because some sources are changing daily their news: *“It is hard, you don't know if the news is fake or real. You have to verify, deduct and think it through yourself”*. Another respondent added to this that, similarly, he doesn't trust the information he reads, and for this reason he checks several sources, including blogs and forums where the community discusses the news - and this is how he manages to have his *“own opinion about the situation”*. At the same time, was mentioned the practice of some sources to disseminated shortened information on a certain subject. To this topic was mentioned the wish to have access to real and more detailed news: *“in previous years they were publishing investigation articles, but now they are publishing only rumours, without any informational base”*. At the same time, several persons have mentioned the lack of time as the reason why they don't check different news sources. Also, some persons don't perceive current news as an absolute truth: *“it is necessary for some time to pass for me to understand if the news was real or not”*. Some respondents believe that it is hard to differentiate between fake and real messages, because there are a lot of information shared from other sources than the media news sources. Additionally, a person noted that considering the widespread corruption in Moldova, it is also possible for *“information to be sold”* and some journalists to be corrupt and *“the professionalism of a journalist can blind [mislead] even the most intelligent reader”*. In this context, a respondent listed the following examples: *“the cases opened against R. Usatii and Dorin Chirtoaca, and others or even the billion theft, and especially what is linked to corruption, charges brought to persons”* as actions which one cannot be sure of whether they are real or fabricated by a political order. On the other hand, was mentioned the idea that the difference of opinions regarding a certain relevant subject for society confuses the public in the decision making process, and the example provided here was the *“immunization of children”* – which is supported by some sources and rejected by others.

Respondents believe that the most difficult thing is to choose the source which informs objectively and correctly. Respectively, the majority of respondents mentioned they are used to go to the primary source to determine the truthfulness of news. In this sense, Publika and Jurnal TV stations were nominated and it was emphasized that it is better when *“it can be demonstrated through facts what they say on TV”*.

According to one of the respondents, information is a *“powerful weapon”* used between countries, and the reader can understand how the politics of the country works and its intention regarding the *“direction it wants*

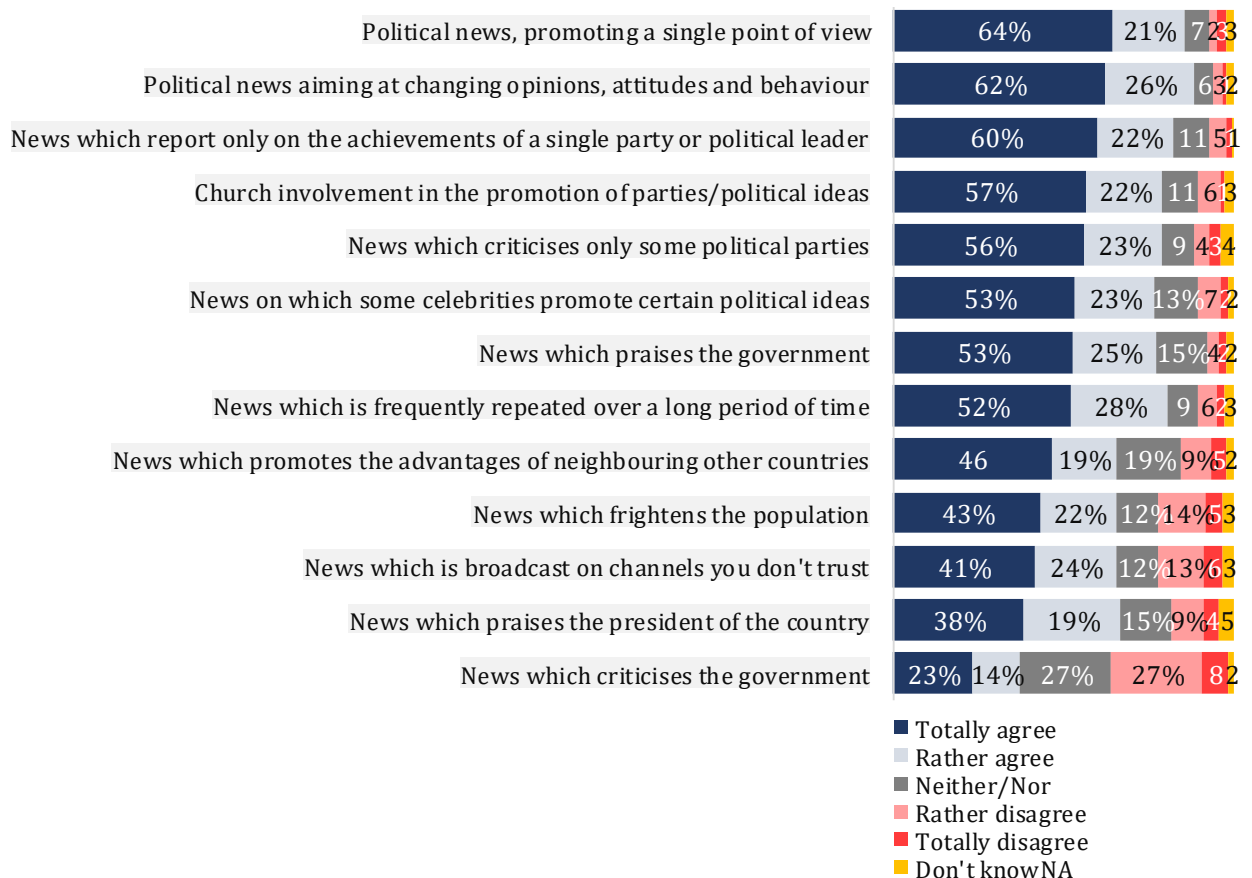
to guide the population in". Thus, it was stated that knowing the type of relationship which exists between countries, as for example the political conflict between USA and the Russian Federation, facilitates the differentiation a citizen makes between news which is real and which are intentionally fabricated. Also, a respondent added: "each country and each news channel turn things to their advantage". In this context the war in Syria was mentioned, which is analysed by the media in the context of the USA – Russian Federation conflict, and there is no source presenting the position of Syrian citizens or domestic information [from Syria]. Thus, it is not clear "where the war takes place" and who is fighting it "is it between the USA and Russia, or Syria and the USA".

Figure 2.2.3: The percentage of persons who state they know the term "propaganda in mass media". "Q28. Do you know what... is?", N= 1353



According to the survey results, it can be observed that 34% of interviewees state they know what **propaganda in the mass media** is. 43% of respondents aged 26 to 35 years and the same percentage from the 36-45 age group stated that the term "propaganda in the mass media" is known to them. The rate of persons knowing about this term is ascending and is directly proportional with the level of education: 85% of the interviewees with secondary/primary education background don't know this term, compared to 38% of respondents with higher education (Annex 2.2.3). Approximately three out of four respondents aged 65+ don't know the term "propaganda in the mass media", 70% of respondents from the rural area stated that they don't know what the term "propaganda in the mass media" means. The same thing was indicated by 57% of the urban area respondents.

Figure 2.2.4: The perception of respondents about the concept of news propaganda. "Q30. To what extent do you agree or disagree with the following statements which describe the news propaganda from Moldova?", N=461



Similarly, to the question on fake news, in order to be able to assess the level of information on what the significance of the term “propaganda in the mass media” represents, respondents were offered a list of statements and they were asked to assess the extent to which these statements describe propaganda. The majority of respondents (88%) answered “strongly agree” or “rather agree” to the statement where media propaganda is associated to “political news aiming to change opinions, attitudes and behaviours”. High percentages were registered also for “news propaganda is political news which promote only a single point of view” (85%) and “news propaganda is news which report only on the achievement of one single party or political leader” (82%).

During the focus groups, participants to the study stated that to them the term “propaganda” means:

- an action of attracting the population on the side of a stakeholder: *“to attract, so that people believe you and not someone else”, “to get more people on their side”, “to be on my side”;*
- more persons, including mayors, joined the Democratic Party: *“what they did recently in the Democratic Party (PD): a lot of people decided to join the party. Mayors too, they left it [something else] behind and joined”;*
- *“spreading information to manipulate”;*
- *lying and spreading false [information], “lies, winning”;*
- *“information repeated several times”;*
- *“promoting an idea”, “promoting an interest”, a conclusion;*
- *“misleading”;*
- *“a subjective assessment”;*
- *“a position which follows the interest of a small group”;*
- *“a way, a method used to create opinions, which could have a positive, as well as a negative side”;*
- *“mass dissemination of information through all channels”, disseminating posters, newspapers on the street, especially to promote a political party or candidate “to vote for someone in particular”;*
- creating the opinion of masses through pressure;
- orienting the opinion to a certain direction, and the example provided here was *“propaganda related to a healthy life style, the fight against corruption which is very active now”;*
- propaganda is advertising, there is positive, as well as negative propaganda, it is unilateral and represents someone’s interest.

Most respondents associated propaganda with political advertising. Contradicting this view, a person stated that propaganda means “disseminating” and it should not be confused with political advertising. And another participant stated that advertising or promoting a campaign is also propaganda: *“we are used to the term propaganda in the political context”*. A respondent added that *“in Moldova we have only propaganda of political ideas”*. A participant from Comrat gave an example in this sense, referring to the attempts to slander the current Bashcan [leader] of UTA Gagauzia - Irina Vlah, by promoting her inability to manage the region and the need to replace her by another candidate.

Respondents differentiate between several types of propaganda: political, religious, social, ideological, image propaganda. In this context, a person stated that in the Republic of Moldova there are two categories of news: *“political and social, and both are negative”*. However, there are no news from other areas, as the technological or scientific ones. Respondents catalogued the broadcasting of information about the official visits of politicians as political propaganda actions. And a respondent stated that even cultural news has a propagandistic flavour to them and provided as example the case of the intense promotion of the national shirt – “ia”, as if *“we don’t know our long lasting traditions”*. In this context, another person mentioned that it depends on the term which is used, because, he/she believes, the word *“propaganda is perceived to be a harsh one”*, and its synonyms *“promote, advertise”* are *“more logical and loyal”*. Regarding religious propaganda, it was noticed that believers promote preaching. And an example to this topic was the “Jehovah Witnesses”, which are wide spread and focus

on disseminating information, attract new members who *“would act as they do”*. According to one of the respondents, there is also an image propaganda, which was exemplified by the case of persons with different racial backgrounds, and the parameters of a woman’s body. Thus, the participant believes that currently the image of persons belonging to a different race is promoted too much, their participation at different summits, conferences, because, first of all, this race *“should not feel neglected as in the past”, and secondly, for the cultural barriers to vanish: “anyway there is no surprise if we meet someone belonging to a different race on the street”*. And regarding the parameters of a woman’s body, currently, there is an intense promotion of voluptuous shapes, compared to previous years, when preference was given to slenderer bodies: *“Have you noticed, even Barbie dolls are more voluptuous now. In order to exclude the intimidation of persons of large sizes, and make them feel good next to slenderer women”*. Analysing political propaganda, a respondent stated that he notices it more in the promises made by the government and by the political candidates before elections, for example, referring to subjects as higher pensions, European integration: *“thus they promote different reforms, but when they come to power – they don’t fulfil them”*.

A respondent stated that propaganda is neither positive, nor negative. The negative one aims to spread lies and is associated with the political field, and the positive one promotes social causes, charity actions, positive changes.

Concerning the goals of propaganda, it was stated that, although we live in a democratic society, which expects pluralism of opinions, *“the governing power is the same, and is unilateral”*, it does not want to give in and creates the opinions of the population through *“animal instincts”* as aggression, hunger, fear and hatred. Another respondent stated that the propaganda of western values and principles, of homosexuality, of promoting the European vector and preparing society for European integration is often used: *“they promote their values, which are not for us”*. Thus, according to the opinion of the participants, the government tries to create the opinion that *“it will be better”* within the European Union.

According to the respondents, political propaganda has the following goals:

- reach political goals, mislead the population;
- win voters;
- divide society and rip the population off of the idea of a *“joint destiny”*;
- *“distract attention from economic problems”*.

More persons stated that through news propaganda a certain opinion is imposed, issues are approached from a single perspective, respectively, the reader doesn’t have the right to choose from different options: *“they report only from one perspective, from the most comfortable one”*. And another respondent added that *“they don’t give us the right to choose”*.

All respondents emphasized that in the Republic of Moldova there is a lot of propaganda and provided the following examples:

- promoting the uninominal and mixed voting systems by most national celebrities;
- information about placing under arrest politicians which *“they tried to broadcast on as many channels as possible”*;
- news about the 30.000 Syrians Maia Sandu allegedly was about to bring. In this sense, participants stated that this influenced the decision of people to vote for another candidate, because they were fearing the potential EU integration and welcoming 30.000 Syrian refugees. And a respondent added: *“because of this news I. Dodon won [the elections]”*;
- the information about the *“unification of the Republic of Moldova with motherland Romania”* process – several persons stated that the goal of this news was to *“confuse society”*, starting with the ethnical diversity of the population and especially in an election year;
- the electoral campaign before the presidential elections, when church representatives – priests, were *“engaging in PR activities”* promoting Igor Dodon. A respondent noted that: *“the first person who congratulated Igor Dodon on winning the elections was the Mythropolit”*;

- a participant referred to the practice used before elections, *“during election time everyone brags about their party, what it has achieved, how many roads it has built; that they did this and the other, but in reality they did not achieve anything”*;
- two respondents provided examples related to the situation when political parties have organised the transportation of persons from different communities to support the mixed voting system at a demonstration in the Great National Assembly Square, and some of the attendees were not even aware of the goal of that action;
- *„chasing the Russians on the other bank of Nistru river”*;
- Customs Union;
- another example of propaganda was the participation of Conchita Wurst at the Eurovision contest. Thus, some respondents believe that the activity had a political interest [attached to it] and they tried to promote transsexuality as *“a normal thing”*: *“I stopped watching Eurovision after this event, it is clear that this is a purely political endeavour”*;
- the signing of the unification with Romania declarations by some communities, the organisation of the Great Centennial Assembly – activities promoting the pro-unification movement. In this sense, it was stated that although the media has intensively broadcast information on this topic, there is no real information of whether these declarations were signed or not.
- A participant referred to the Russian Federation as a clear example of propaganda, because they promote the situation in that country as being a very good one, compared to Europe, where everything is bad, however in reality *“this is local online trash”*.

The participants emphasized the fact that it is difficult to distinguish a news propaganda from real news, because a lot of information is falsified. And another person added that the differences between propaganda and real news *“are evident and better distinguishable during elections”*. In this context, a respondent provided as example the conclusion of the European Commission on the implementation of reforms by the government. Respectively, the *“European Commission has disseminated the same text”*, however the text was differently interpreted by the domestic media sources: the government focused on the fact that they were congratulated, and Jurnal TV added that, in reality, the government did not do much to amend the laws.

The respondents listed the following criteria, which help them detect news propaganda:

- When the news is too far from reality;
- When the same information is interpreted differently by several news channels;
- When the information is repeated too often and too aggressively;
- When the subject reported on is exaggerated or too glorious;
- *“Excess of information, imbalance. The sense of imposing”* generated by the broadcast news;
- *„Involving authorities to disseminate the information”*;
- *“Repeating the same information for some time”*;
- The news is too positive and *“embellished”*. An example to support this comment was the visit to Chisinau of the King of Monaco: *“they were promoting it a lot, as if we were going to become soon a state similar to Monaco”*;
- Predominant positive or negative opinions in the coverage of a news channel, which creates the perception that *“if more people stated it, it must mean that I should also state it”*. Related to this criterion, a respondent emphasized the example of the Romanian Audiovisual Code, where it is stipulated that there has to be a balance between the share of negative and positive news broadcast by a source;
- The continuous support provided by a media source to a politician: *“one watches Accent TV, owned by Igor Dodon, and they are praising him, that he did so many good things.”*;
- Exaggerated information, the lack of a logical train of thought in the broadcast news;
- Focusing on weaknesses of people and on the vulnerable areas as *“religion, children, marriage – these are the most,which count for most of us”*;

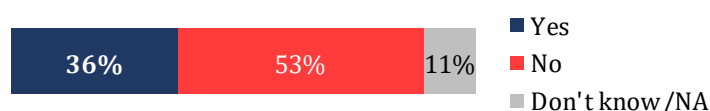
- The involvement of “*influential religious persons, the clerk*” to add a religious flavour to information;
- When new news, which uses the same format, appears on several channels and for a long period of time, this is an indicator of the fact that this is propaganda news: “*a certain information is forced on the population, if you didn’t hear it today, you will hear it within a week, you will manage to go on holidays and upon return you will still find the information about the trashcans on the news*”.

The answers regarding the capacity of identifying propagandistic news were different. Thus, a part of them have confidently answered they can distinguish propagandistic news, while other persons were unsure of their ability to detect such news.

Most respondents believe that “*news broadcast in our country is propaganda*”. Also, the respondents have listed a few TV stations which they believe broadcast propagandistic news, among which: Publika, Canal 2, Canal 3, Prime, TVC 21.

2.3. The percentage of persons aware of the possibility to report misinforming news

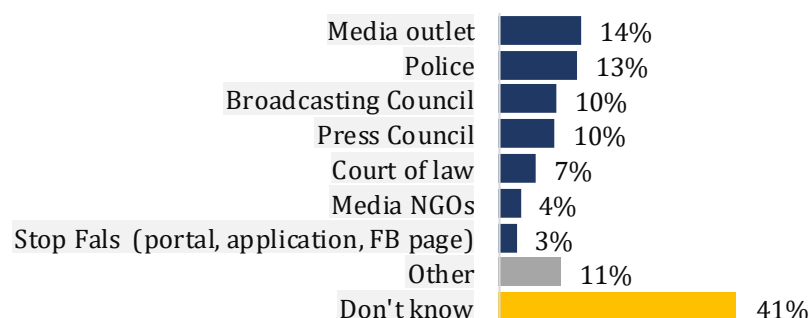
Figure 2.3.1: The share of persons stating they know about the possibility to report or to submit an official complaint if they detect fake news. “*Q33. As far as you know or heard of, are Moldovan citizens able to report or submit an official complaint if they come across fake, offensive news, which infringe someone’s rights*”, N=1353



36% of participants mentioned that they heard of or know about the possibility to report or submit an official complaint if they identify fake news, and 53% – do not.

48% of respondents with higher education background and 44% of participants residing in Chisinau are aware of the possibility to report fake or offensive news ([Annex 2.3.1](#)). 67% of the interviewed citizens from the Southern region are not aware of the possibility to report or submit an official complaint about fake news. As the age increases, the share of respondents aware of the possibility to report fake news decreases (45% of respondents of 18-25 years of age compared to 28% of respondents aged 65+).

Figure 2.3.2: The opinion of respondents about the institutions they can reach out to when detecting fake news. “*Q34. As far as you know or heard, where could citizens report or submit an official complaint to if they would come across such news?*”, N=487



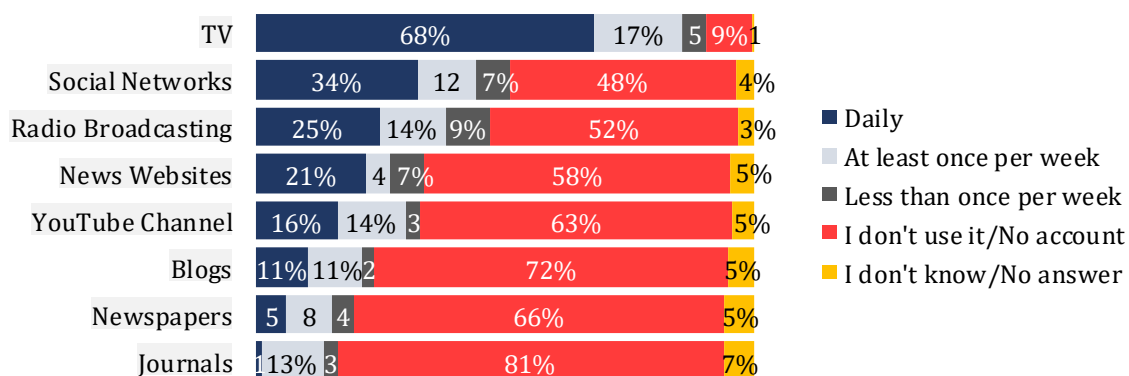
The persons who mentioned having heard or knowing about the possibility to report fake news were asked if they know which institutions they can reach out to in such cases. Thus, 41% of respondents don’t know where they could reach out to, and the rest mentioned that they could report fake or offensive news to the media institution which published/broadcast the news (14%), to the police (13%), to the Press Council (10%) and the Broadcasting Council (10%). ([Annex 2.3.2](#)).

CHAPTER III: INFORMATION SOURCES – FREQUENCY OF USE AND LEVEL OF TRUST

This chapter contains data about the information sources preferred by the respondents, the frequency of use and the level of trust in the sources which are used. Data are provided for each of the following sources: TV, radio, newspapers and online portals.

3.1. Information sources and frequency of use

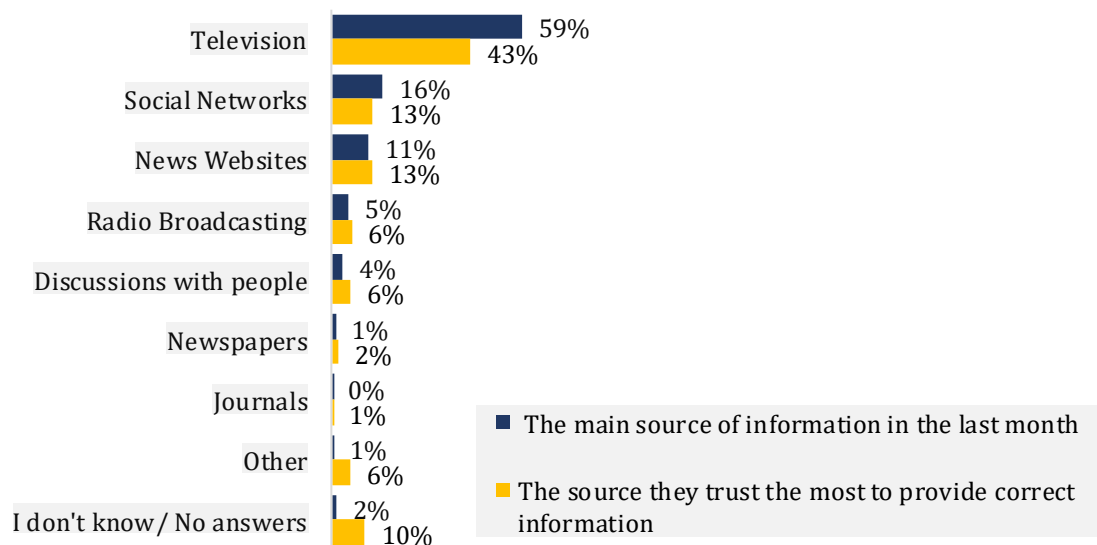
Figure 3.1.1: Frequency of media sources use. “Q5. How often do you use the following sources for information purposes?“, N=1353



For the majority of participants, the most frequently used source of information is television: 68% of respondents use it daily and 17% - at least once per week. The other sources which are frequently used are: social networks, radio and news portals.

81 percent of respondents aged 46-65 use television daily for information purposes. Approximately three out of four persons aged 18-25 use social networks for information purposes on a daily basis. Pensioners (35%) use radio more than students (5%) for daily information. 28 percent of Romanian native speakers respondents and 14% of Russian native speakers respondents mentioned they use radio daily for information purposes ([Annex 3.1.1](#)).

Figure 3.1.2: The main information source citizens used in the last month and the source they trust the most. “Q6. I shall read a list of information sources, could you please tell me, in the last month, what was the main domestic information source for political news and events you have used”, “Q7. Which of these sources do you trust the most in terms of correct information it provides?”, N=1353



59 percent from the analysed sample state that television represents the main information source they used in the last month and it was observed that this is the source interviewees trust the most. Television is followed by the online information sources, which represent the main information channel for about 27% of respondents. 16% - use for information most of the time social networks and 11% - news portals.

78% of respondents aged 46-65 and the same percentage of respondents aged 65+ state that television represents the main information source ([Annex 3.1.2](#)). At the same time, the majority (60%) of those aged 65+ trust television the most. Each second interviewee aged 18-25 stated that social networks represent their main information source on domestic events, and approximately each third respondent states that it represents the source they trust the most in terms of correct information.

During the focus groups, when discussing about the sources participants trust, the attendees have divided into two camps. Most respondents from Cahul and Balti believe that television is a trustworthy source, while the majority of participants from Chisinau trust the news portals more.

The persons **trusting television** have used various arguments to support their position:

- One participant states that news on TV are safe, compared to social networks, where someone writes a piece of news, and the second day – the opposite, *“and then you don't know, what, which one is correct: the first or the second one”*;
- Another participant stated that the field activity of TV reporters makes news more reliable: *“when the journalist goes into the field and talks directly to people, news is more reliable”*, compared to news websites and social networks where anyone could write anything they want, and be commissioned by politicians;
- Another respondent added that TV journalists have *“more accountability when they appear on TV”*, because they are presenting live and there is an editor who manages the inflow of news;
- On TV information is filtered, compared to the news websites where anyone could write anything;
- More respondents stated that the trust in television is due to how the population was educated to use TV as the main source of information, but also due to the opportunity of watching the information on TV, which strengthens the level of trust in the broadcast news: *“people believe what they see”*;
- Another person added that, according to his opinion, television represents a popular source of information, especially among elderly: *“Moldovans prefer TV, especially elderly, compared to youngsters. The majority watches TV and it feels that TV journalists know more; they represent a more popular source”*;
- Also, the role of the Broadcasting Council in overseeing the activity of TV stations and thus ensuring the truthfulness of the broadcast information was noted, *“and respectively, more or less they observe [the rules] and post reliable information”*;

- Radio and television represent the main state information channels, which inform the population before social networks and news portals do: *“news show up on portals or on social networks after we learn about it from TV”*;
- Some persons believe that TV journalists are fairer, because it is easier to sanction the TV channel for fake news, and a person mentioned that *“on TV information is verified before broadcast”*, compared to the news websites which don't filter information, because they always have the possibility to delete any fake news.

The persons who stated that they **don't trust some TV and radio stations** supported their position with the fact that some politicians are also owners of media outlets and transform political information into manipulation: *“a few comments are provided by stating that one political stakeholder is better than the other”*. In this sense, another participant added that he *“feels”* that TV and radio stations owned by political leaders promote a certain way of thinking. Also, another participant emphasized the fact that each TV station represents the position of its management. Respectively, *“you watch same news on different TV channels, and each of them present their point of view, and you have to make your own conclusions on how much the news reflects reality”*. In this sense, another respondent added: *“TV channels are not national [state-owned], they are all private and have their own interest”*. At the same time, a respondent stated that TV is oriented towards a broader population segment, and this is why they broadcast content relevant for the majority, and so those interested in certain news, can find more detailed information online. Some respondents have mentioned the fact that information broadcast on TV will be dubious as long as the owners of TV channels are politicians who have personal interests, and who dictate which news should be broadcast.

Another argument of the respondents who **don't trust television** was the exaggerated processing of information.

Study participants who trust news portals the most provided the following arguments:

- On websites the information is more detailed compared to TV channels, where *“they have limited time and the news is shortened, but on the website you can access the entire, typed in news”*;
- News portals have more freedom regarding the content they disseminate: *“on the website there is no filter as you have on TV, video materials are posted which are not foreseen by the Broadcasting Code...”*;
- *“One can read comments, assumptions, opinions of other people, and from all of this you can reach your own conclusion; there are different opinions. On TV you don't know what others think, maybe they said something different”*;
- *“Online is easier to “stop, and go somewhere else”, on TV – no”*;
- There is possibility to always access information on a certain topic, from different sources *“and compare news”*;
- A respondent stated that internet replaced television, which is oriented towards a narrower segment of the population, compared to the news websites which give you the opportunity to compare information: *“television pertains to the last century”*;
- A more in depth content is available online, a website can redirect you to another one and this ensures access to both positive and negative news;
- On the news websites there is critical thinking and the information which is debated becomes public opinion;
- *“News on the websites do not always coincide with the ones on TV”*;
- *“Websites are more professional”* in disseminating news;
- News websites *“take great care of their reputation”*, respectively, they have greater responsibility, compared to TV or radio stations;

In this context, another person added that he prefers news portals *“because online, after watching the news, everyone can share their opinion. Some watch a channel, others another one and there is a discussion taking place between them, fighting who is right. Reading all the opinions you can form your own opinion, without checking each channel”*. To this subject, a respondent referred to bloggers as news portals and noted that in their case *“besides the news they also give their personal opinion and because of this that news is a bit hacked”*. Another respondent mentioned that *“when a blogger shares something they say it as they see it, without filtering or manipulating it”*.

A participant stated that even if he follows the news on TV, he believes that on news portals information is more reliable compared to the broadcast information on TV. The respondent has supported his opinion with the fact that politicians are more interested in disseminating their information via television: *“because the population [watching TV] is older and easier to manipulate”*. And news websites are targeting more the young public, who has access to a variety of information sources and thus harder to mislead them.

To this subject, the persons who don't trust news websites stated that *“websites can be controlled”* or that the posted information can be edited by order of a stakeholder: *“there are people posting on them and that information can also be edited, and commissioned by someone, of course”*.

Only one focus group participant stated that he trusts social networks as a source of information, because he can arrive at news related conclusions independently based on the comments of the persons which were directly affected or involved in the activity they are reporting about: *“there are real comments from people involved in that event they report on and they share their opinions, and I trust what they say”*. In this context, a respondent mentioned that he always reads the comments *“but it is very hard to find information among them”*.

Several respondents stated that **they don't trust social networks** and have provided more arguments to support this idea. Thus, a person mentioned that social networks are *“garbage”* where he can find and share information, but he doesn't trust them because *“no one is accountable for the content of the news”*. Other respondents stated that social networks represent an aggregator of information users are subscribed to.

According to the level of trust in **local media sources vs. international ones**, respondents separated into two camps. Respectively, half of them stated that they trust local sources more, and the other half – international sources.

Respondents who trust international media sources more provided the following arguments to support their position:

- The capacity of international sources to edit information to make it precise, succinct and clear;
- The abundance of information about politics, parties, charity activities of parties in the local media: *“in our country there is too much information on politics, parties, charity”*;
- The mismatch of the information on the foreign situation broadcast by domestic sources with the information broadcast by international sources: *“In Ukraine there is a channel called Channel 1+1 and one day I just checked to see what is going on in their country, and what we know [from our sources] is different”*;
- The methods of producing programmes used by international stations, which are different from the techniques used by domestic sources, are preferred by the respondents;
- The practice of advertising: *“on the foreign website, first run the news and then advertising, but in our country we have five minutes of news and then 20 minutes of advertising”*.

To this topic, a participant provided examples of news broadcasts from Germany, Austria, and Romania regarding the evolution of humanity, history and technology. But he mentioned also about the existence of sources from other countries which broadcast international news from the following sources: BBC, Euronews, Youtube. In addition to Romanian and Russian language news, a few participants mentioned that they also follow news in French, English and Italian languages.

At the same time, participants shared their opinions about the factors differentiating domestic sources from international ones. Thus, the *“the level of development of the country and the issues addressed”* was mentioned, the professionalism of the international sources compared to the domestic ones, which admit grammar errors, *“use silly titles”*, change the information they collect and don't edit the texts before publication. And a respondent provided an example of a situation when he was interviewed by a reporter, in the evening, and when he read the article, he was horrified by how the information was modified: *“he took a parts from here and there, and has created a new message”*.

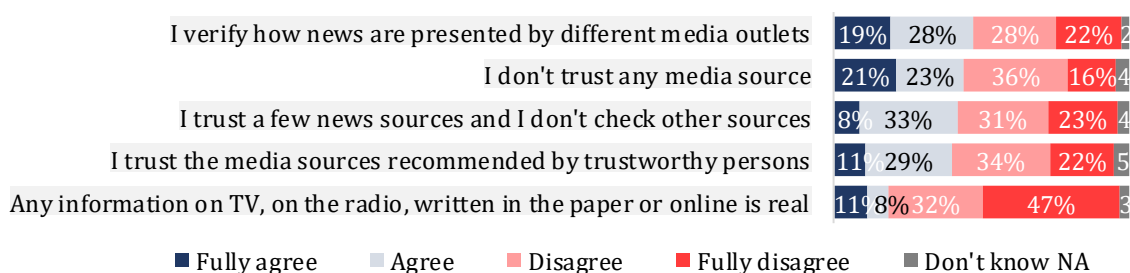
In this context a reference was made to RTVI - as being an impartial station, broadcasting the opinions of all stakeholders: *“even during the presidential elections from the Russian Federation, they have interviewed persons who have voted for Vladimir Putin, as well as the ones who voted against him”*. Thus, participants had already

made up their minds about how many persons have voted, whom have they voted for and what are the reasons of their choice. Compared to the stations which present a single view, as if there are no other views, an approach considered “*incorrect*” by the respondents.

Respondents who prefer local media sources have justified their choice by the fact that they live in Moldova and that it is important to be informed about the situation in their country: “*I live in Moldova; this is why I trust the news from Moldova*”. At the same time, participants to the study mentioned that local news are easier to verify compared to international news.

Regarding advertising, more participants to the discussion seemed to be bothered by the amount of advertising on social sites. Thus, respondents emphasized that the majority of TV stations screen advertisements, and their frequency and length sometimes bores them: “*especially on Pro TV, a champion of advertisements*”. Respectively, it happens that individuals give up watching a good TV station because of advertising, especially since according to the opinion of a participant “*good products and things don't need advertising*”. A respondent mentioned that advertisements are repetitive and “*often times when a child watches TV it can already tell you what will follow in that advertisement*”. At the same time, a participant reported that “*the cheapest advertisements can be seen on the channels of the Democratic Party, meaning Canal 2, Prime*” because for these channels package deals are available and discounts.

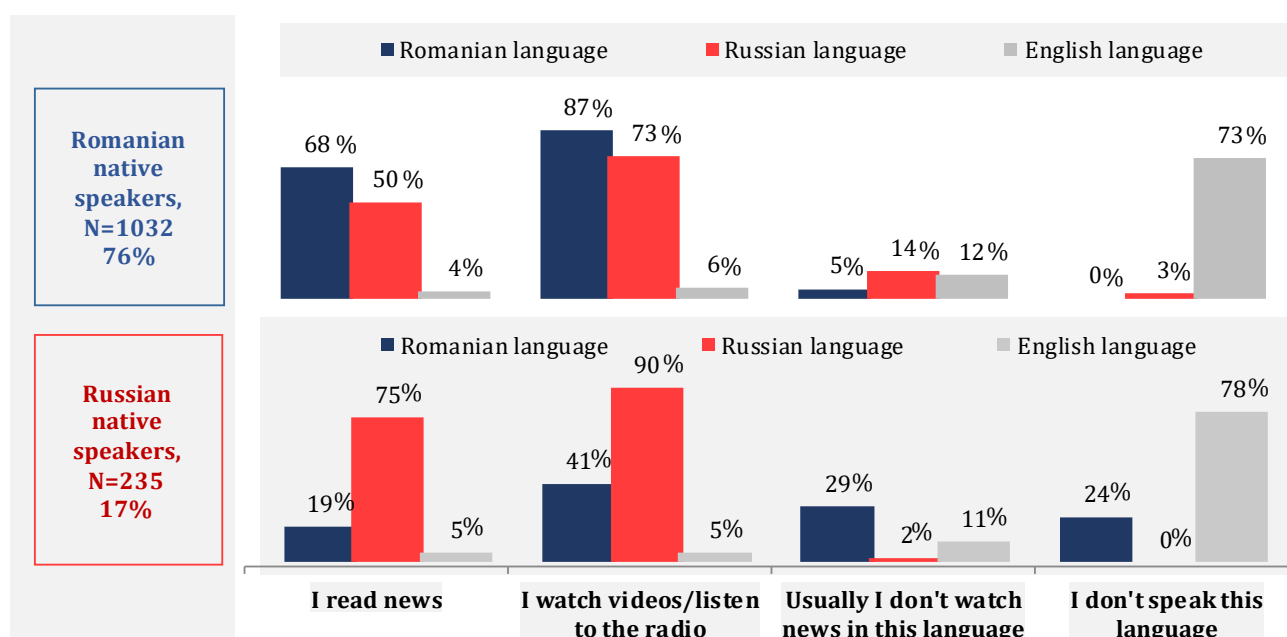
Figure 3.1.3: The citizens’ level of trust in the media.” Q32. Do you agree or not with the following statements?”, N=1353



In order to understand the information behaviour of the respondents, several statements were read to the participants during the survey, and they were asked to assess them on a scale ranging from “strongly agree” to “strongly disagree” – the extent to which these statements represent them. It was observed that the majority, 79% of participants to the study are doubting the fact that none of the information in the media is real, and 44% - don't trust any media channel. At the same time, it was shown that 41% of the interviewees mentioned they follow a few news sources which they trust and don't verify what other sources broadcast.

63 percent of persons with secondary / primary education do not verify how news are presented in different media sources ([Annex 3.1.3](#)). Half (51%) of those with vocational education background trust few news sources and don't verify other sources. Also, 28% of respondents who live in the South, and 21% of respondents from the rural area consider that any information on TV, radio, in the press or online is real. 13% of respondents living in the North have the same opinion, as well as 14% of the persons from the urban area.

Figure 3.1.4: The share of citizens who follow news in Romanian, Russian and/or English. “Q31. In what languages do you watch the news. Please assess each language separately.”, N=1353



During the survey, participants to the study were asked if they are used to watch news in Romanian, Russian and English languages. It is observed that **Romanian language native speakers** read and watch news to the same extent in both Romanian and Russian languages, while **Russian language native speakers** follow mainly the Russian language news.

68% of the Romanian language speakers mention that they usually read news in Romanian, and 50% - read Russian language news as well. Among the **Russian language native speakers**, there is a bigger difference in terms of the share of persons who follow only Russian language news and those who watch both Romanian and Russian languages news. Thus, 75% of the Russian language speakers mentioned they read news in Russian only, and 19% - read news in Romanian as well.

A similar situation was observed among the persons who **watch or listen news** – 73% of the Romanian native speakers watch/listen news in both languages and only 41% of the Russian native speakers watch/listen news in both languages.

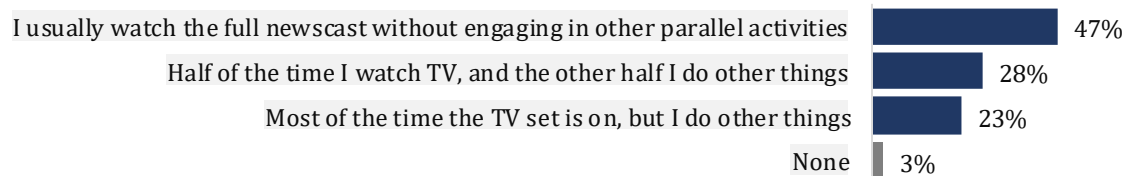
During the focus groups, among the respondents from Comrat, the majority of the Russian native speakers stated they prefer Russian language news, because “*it is easier to read in Russian*” or because they don’t speak Romanian. Some participants noted the fact that the Russian version of the point.md website contains different information compared to the Romanian version of the same site and it happens for the news from one version of the site to the other to be posted with delay. In this sense, a person noticed that “*ProTV station broadcasts certain information, and other Moldovan stations completely different news*”. Thus it was noted that the respective problem is caused by the lack of journalists’ professionalism. Though some Russian speaking participants stated they read news in Romanian as well, this happens however when there is no Russian language translation available. In this context, a respondent mentioned: “*if the news is only in Romanian, I read it in Romanian*”. At the same time, the practice of reading Romanian language news also exists “*especially [for] those linked to the adopted legislation*”.

A Russian speaking respondent added that he doesn’t put too much emphasis on the language he reads the news in, because websites have language options.

3.2. Television – the preferred information channel

Below are presented the responses of the persons who watch TV at least once per week. The proportion of these individuals represents 85% from the total sample.

Figure 3.2.1: The TV news watching behaviour. “Q9. How do you usually watch news on TV?”, N=1155



The respondents who watch TV at least once per week were asked about their habits to watch TV news. Almost half of respondents (47%) state that usually they watch the newscast without doing other things in parallel. At the same time, 28% of participants to the study prefer watching TV news while engaging in other activities, and 23% are most of the time busy with other things while the TV is on, and they listen carefully to the news only when a certain information they are interested in is on.

Among the persons over 65, the majority (65%) usually watches the full newscast without doing anything else simultaneously. 25% of the persons aged 18-25 years stated the same. A share of 37% of those aged 26-35 usually watch TV news, while engaging in other activities ([Annex 3.2.1](#)).

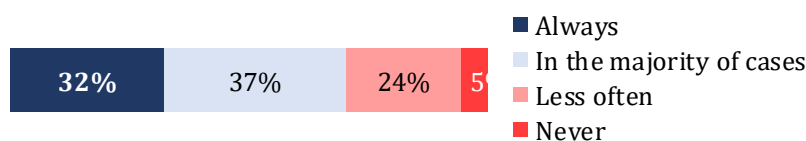
Regarding information practices, the majority stated that it happens for them to do other things during the newscast, and if they hear any information of interest they would then focus on the newscast to learn more details: “*even if I turn the TV on and keep using the phone, if I hear something which interests me, I would focus on the news*”. Another respondent clarified: “*I leave all other chores when I hear something which is relevant to me*”. But some persons mentioned that they dedicate time to exclusively watch the news, without engaging in parallel activities. At the same time, a participant stated that because of his work and lack of time, he doesn’t manage to watch the news.

A respondent who listens to the radio on the job mentioned that he is informed throughout the day and in the evening, when watching the news on TV, he can also engage in other parallel activities.

Among the news which determined respondents focus their attention only on the TV are: the Eastern Partnership Summit and social tragedies (the case of the dentist who killed his wife). The news respondents are mostly interested in are related to employment, hobbies, daily needs, economy, wages, pensions, transportation prices, free time activities (access to pools), trips, “*subjects linked to daily life*”, taxes, crime, and weather forecast. At the same time, a part of respondents stated they follow the “Lumina” show with Andrei Bolocan, and two persons stated they watch the new show of Andrei Bolocan and Nata Albot – “*Internetul grăiește*” (internet is talking).

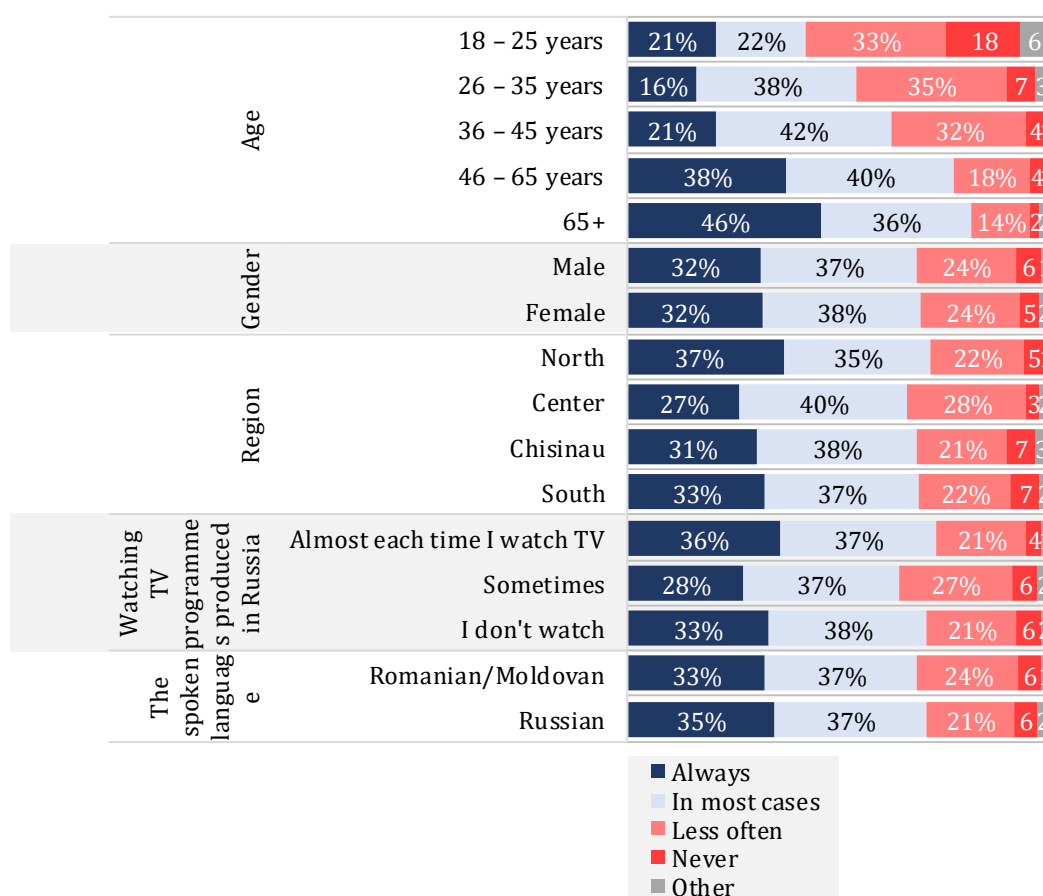
News which bore the most the participants to the discussion are those about: sports, the ceremony of awarding medals conducted by Nicolae Timofti, the congratulatory speeches given by the current president Igor Dodon, “*things without any relevance*”. Also, several persons stated they are not interested in political news. Some participants mentioned they usually switch the channel or stop watching the newscast if news are about Mihai Ghimpu, Andrei Nastase, and Ilan Sor because they are not interested in their activity; or when foreign news which are not linked to the Republic of Moldova are broadcast. And news which participants don’t read are about plastic surgery, the income of other persons (a girl from Chisinau won three million in three week), religion and, namely, “*the conflict between the Moldovan and the Bessarabian Metropolitan Churches*”. Regarding news about religion, a participant stated that news about church, showing how church representatives meet or how they approach the work they do with the population, makes him “*sick*”.

Figure 3.2.2: Frequency of intentional news watching by the respondents. “Q10. During the news hour, for example at 19:00 or 21:00, how often do you switch on the TV or change the channel intentionally to watch news from Moldova?”, N=1155



Generally, approximately one third of respondents mention that during the news hour they always switch on the TV or change the channel intentionally to watch news from Moldova, and 37% - in most cases.

Figure 3.2.2.1: Frequency of intentional news watching by respondents, according to demographic criteria. During the news hour, for example at 19:00 or 21:00, how often do you switch on the TV or change the channel intentionally to watch news from Moldova?”, N=1155



More persons over 65 years of age (46%) compared to youngsters aged 26-35 (16%) switch on the TV to watch news from Moldova, 37% of respondents live in the Northern region and 10% less respondents from the Central region have stated the same thing ([Annex 3.2.2](#)).

During the focus groups, more respondents stated they know the exact time when they can watch news on TV and so they try to be in front of the TV at that time or change the TV channel to watch the news. However, some participants stated that it happens to give up watching the newscast when 2-3 channels broadcast the same news, they already watched: “if you watch several times the same news...”. On the other hand, the practice of watching news daily on different channels was shared “because it happens that on different TV channels different news or the same news are broadcast, but differently presented”. Thus, there is the possibility of comparing news.

Figure 3.2.3: TV channels used to watch news at least once per week. “Q11. Please tell me on which channels do you watch news at least once per week?”, N=1155

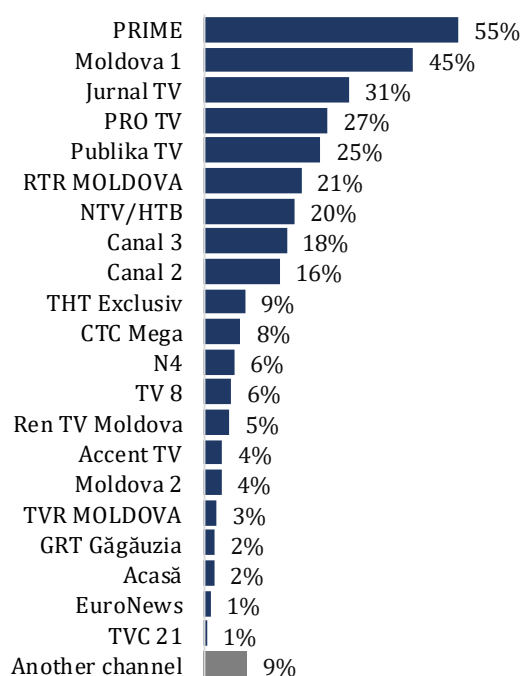
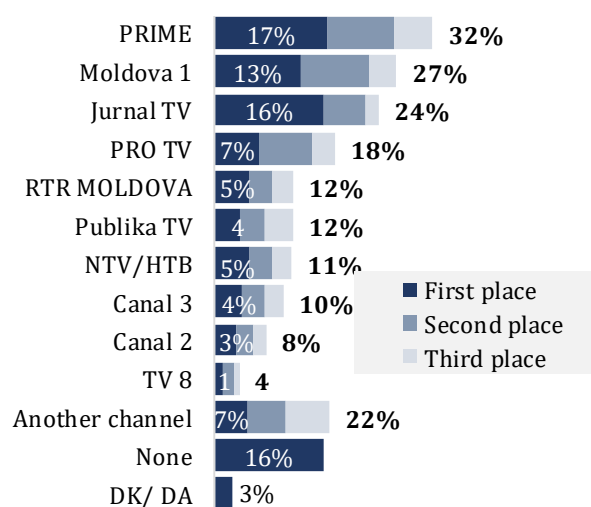


Figure 3.2.4: The level of citizens' trust in TV channels “Q12. Which TV channels do you trust the most in terms of political news and events occurring in the country?”, N=1155



In the top of the preferred TV channels for news watching (Figure 3.2.3) are the following: PRIME – watched once per week by 55% of respondents, Moldova 1 – 45%, Jurnal TV – 31%, Pro TV – 27% and Publika TV – 25%.

A majority of 69% of respondents from the Southern region of the country watch news on PRIME, and 60% of those with secondary / primary education watch Moldova 1. The TV station Moldova 1 is watched by more persons from the rural area (52%) than the urban area (37%). Jurnal TV station was mentioned as the preferred channel for news watching by 42% of persons aged 18-25 years. At the same time, Jurnal TV is watched more by urban area respondents (34%) compared to the rural area respondents (29%). (Annex 3.2.3). A share of 43% of respondents with higher education background mentioned Pro TV. 18% of respondents with secondary / primary education background stated the same thing.

After naming the channels they watch at least once per week, respondents were asked to name three TV channels they trust the most in terms of political and social news: on the first, second and third places. In figure 3.2.4 are presented in dark to light blue colours the percentage of persons per each TV channel trusted by the respondents, and the total percentage of respondents is indicated next to each channel. Thus, it can be observed that the majority of respondents trust the TV channel “Prime” (32%), followed by “Moldova 1” – 27% and “Jurnal TV” - 24%. Although there is a difference of 8 percent between the total weighted percentage for “Prime” and “JurnalTV” stations, it was noticed that both stations were put on the “first place” by a similar number of respondents: 17% for one station and respectively 16 % for the other one.

Approximately each second respondent from the South trusts PRIME TV channel for news from Moldova (Annex 3.2.4). A share of 35% among the persons aged 18-25 indicated that they believe Jurnal TV to be a trustworthy channel regarding national news and events. Among those with secondary/primary education background, 41% stated they trust political news and events broadcast by Moldova 1.

Participants from Cahul shared their opinions about the **TV stations they like to watch**. A respondent replied that he prefers Russian news channels, e.g. RTR Russia, because he considers their programmes to be more in depth, interesting and accessible. The same respondent stated that he feels the difference between the local and the Russian news sources: *“when Moldovans meddle with RTR Russia [programme] you can immediately perceive the difference”*, and emphasized that Russian journalists are more professional and report about news from around the world, compared to the local stations, which are repetitive: *“they reported on Dodon and then repeated the stories ...”*. In supporting this opinion, another participant to the discussion has justified the choice to watch news on Russian TV channels by the fact that reporters and journalists from local stations *“are not as well trained”* and are not professionally approaching their work: *“the way they analyse, answer questions, address questions, their critical thinking skills”*. Another person added that the interest for Russian news channels is explained by the inability to verify them: *“we cannot verify Russian news, this is why we like them”*. And a third person talked about the fact that news from Russian Federation are not directly aimed at him, this is why he prefers to watch them, compared to the local news, which are *“closer to his soul”* and affect him, also emotionally. Equally so, another respondent has associated the preference of watching news in Russian with the ability of the brain to easily assimilate the information provided in Russian, as this is already a well-developed habit. While the development of Romanian news implies the use of some neologisms, which are not known by some parts of the population.

A respondent stated that he prefers TV instead of the internet, *“because I know the exact times when the news will be on and I watch [the newscast]”*. In the same context, another participant reported that for information purposes *“he prefers”* television more, and uses the internet only seldom, only when he has time. Another person mentioned he listens to the radio every day at work, and doesn't watch TV, because TV stations usually *“extol”* too much. Some participants stated they choose the TV station they want to watch depending on the popularity of the invited guests. While some respondents watch TV only in the evening, after work, individuals who spend more time at home have their TV on almost all the time, which runs in the background while other household chores are performed: *“The TV is always on, to set the right mood, and then you listen to what is on, willingly or not”*. Also, women who spend a lot of time in the kitchen have their TV on while cooking.

Asked about the **news sources they trust**, the majority of respondents mentioned they don't fully trust any news source.

However, respondents mentioned a few stations they trust. Several respondents mentioned the TV stations Jurnal TV, Prime TV, Pro TV, and Publika TV to be trustworthy, however none of them fully trusts the news broadcast by these stations. Two participants from Comrat stated they fully trust point.md, gagauziainfo.md and the news source Ria Novosti.

A respondent stated that he trusts more the TV station Jurnal TV because the information on this station reflects reality better and is more objective: *“[their] news doesn't praise anyone, as it happens with the [TV station] of the Democratic Party (PD), or Edelweiss [foundation]”*. Another respondent prefers this TV station and namely the show *“Ora de Ras”*, which helps him focus on certain details which he wouldn't have noticed otherwise. On the other hand, another person stated that he is not convinced that all news on Jurnal TV is real, because when he informs himself about the same issue, other stations add more information: *“everyone is protecting their interests”*. At the same time, another respondent reported that he watched ProTV Chisinau, as well as Jurnal TV, and has noticed that compared to other stations, Jurnal TV has a more direct approach and broadcasts news you can't find on other channels: *“I notice that Jurnal TV broadcasts news I don't see or hear from other sources. They are more direct”*. Two persons mentioned they watch ProTV news, because they trust more this station and they like how they approach the news. Also, there is more trust in ProTV because it is considered an apolitical source, which critically reports information. Another respondent stated that he usually watched news on Prime and Jurnal TV, but has no preference for either of them: *“I watch the one I manage to, as I don't have too much time...”*. Another person added that she, also, watched the TV station Prime, but does not compare news broadcast by it with news of other stations because she can't influence the broadcast news anyway and she has already formed her own opinion: *“but I never compare, because it doesn't depend on me”*.

And a third person added that she also prefers Prime because of the show which follows immediately after the news (Moldova) and which addresses topics which are interesting to her.

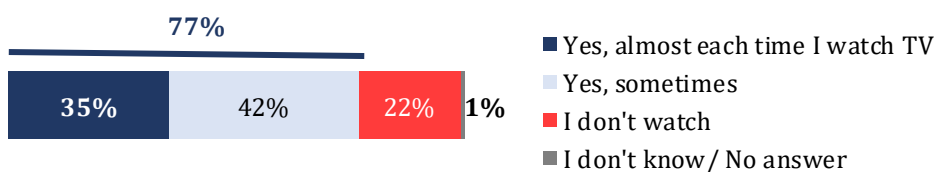
Some persons don't trust the news sources because they lack professionalism and the news they broadcast are not produced by them but picked up [from other sources]. At the same time, it was mentioned that a certain political control over media outlets exists, and the type of news to be broadcast is dictated. Participants believe that this phenomenon exists throughout the world, and not only in the Republic of Moldova.

For another respondent, the lack of trust in media sources was built up on his own experience with the TV station Publika, as he reached out to this station six years ago, aiming to pass some information on Transnistria. Even if initially the station seemed interested in the message, they subsequently refused to publish the content which was sent to them, and did not explain their decision to the respondent.

Discussion participants from Balti stated that they trust Euronews; compared to other sources which shorten information, this station broadcasts detailed news. Also, the live reports on Euronews are considered more trustworthy by the respondents because they have the opportunity to follow the events. And a person stated that even if Euronews also provides its opinion on events, they mainly focus on reporting the facts, the comments of the outlet being kept at a "minimum". At the same time, the Russian source "Eho Moskvi" was also named among the trustworthy sources, because they broadcast both visual and textual information, which cannot be found in other sources. Additionally, personalities from different fields use this source to share their positions. Respectively, analysing their opinions and the information from official sources, the respondent forms his own opinion about the events.

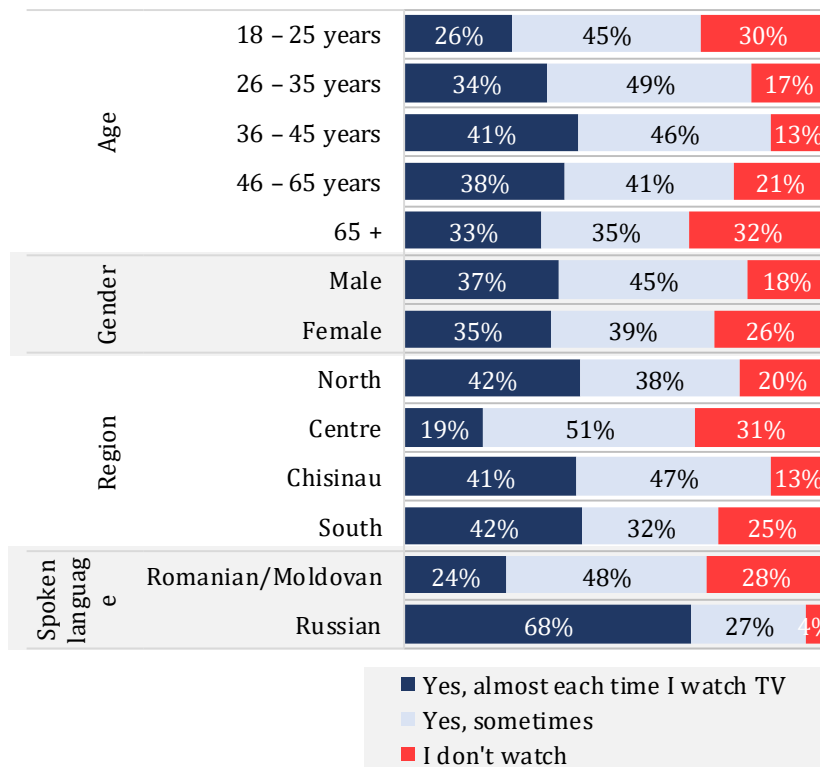
A part of the participants to the discussion stated they don't fully trust any news source, but they prefer to trust rather a journalist than an outlet. One respondent stated that she has a friend who is a journalist, and due to their personal relationship, she trusts her as a journalist but this doesn't mean she trusts the station she works for. Another person stated that she follows the Facebook pages of a few journalists – analysts she trusts, however, based on the fact that each human being is subjective, her level of trust in these journalists varies based on the topic they address: "I don't trust 100% what they say, because they are also people and are subjective, I can trust some topics and others not, as they might have some personal stake in it".

Figure 3.2.5: The share of respondents watching TV programmes produced in Russia. "Q13. Do you watch TV programmes produced in Russia, e.g. NTV, RTR Rossiya?", N=1155



The survey found that a little over one third of respondents (35%) watch almost each time they turn on the TV programmes produced in Russia, e.g. NTV, RTR Rossiya, and 42% – watch them sometimes.

Figure 3.2.5.1: The share of respondents watching TV programmes produced in Russia per demographic criteria. “Q13. Do you watch TV programmes produced in Russia, e.g. NTV, RTR Rossiya?”, N=1155



68% of the Russian speaking population and 24% of the Romanian/Moldovan speaking population watch TV programmes produced in Russia almost each time they watch TV. Depending on the region, 31% of respondents from the Central region don't watch TV programmes produced in Russia. The same thing was indicated by 20% of respondents from the Northern region. Approximately a half (49%) of respondents with higher education backgrounds mentioned they sometimes watch TV programmes from Russia, while 39% of them, vocational education colleges graduates, watch programmes from Russia almost each time they watch TV. ([Annex 3.2.5](#))

During the focus groups, respondents were asked if they know about the law which bans the broadcast of news from other countries. Respectively, the majority of respondents heard about this law. Almost all participants made a connection with the banning of Russian broadcasters, mentioning that several channels were shut down, including the TV station TV Russia: “*why from different countries? I think it is only from one country*”. And two persons explained that this is aimed at countries which are not members of the European Convention or of the European Broadcasting Code, Russia being one of them: “*stations from certain countries which did not sign the European Broadcasting Code are not allowed in our country. It is not only about Russia*”. And another participant proposed “*publishing the list of countries which are not members of the European Convention*”, to make the law clearer; another person stated that he sees no point in that as “*you can find any information online*”. At the same time, respondents from Comrat mentioned the founding of a regional Gagauz station for re-broadcasting news from the Russian Federation.

At the same time, a person stated that the law does not imply closing down foreign TV station, from Russia, but replacing news from different foreign stations: “*they are replacing news even on THT (TNT), the socialists broadcast their news, this is the problem*”. Respectively, several persons noticed the disparity between foreign news from certain TV stations. Also, a respondent mentioned the travel ban of certain Russian journalists to Moldova: “*there were some news on which some Russian journalists were banned the entry on the territory of the Republic of Moldova at the airport and they returned back to their country*”.

Some participants stated that this law “*was not sufficiently publicised*”, and this is why they have only superficial information about it.

During the discussion, several opinions about the aim of this law were shared. For some this law aims at *“improving friendship relations with Russia”*. For others the reason is propaganda – because the Russian Federation stations have a diverse content, which attracts the population and creates a certain dependency, determining it to follow the news, and thus, local channels become less interesting to the public. In this sense, the opinion that the law represents the outcome of a governmental concept was also shared, and namely, that, allegedly, the news from the Russian Federation has negative influence on the public from the Republic of Moldova, and this is why only the entertainment programmes were kept: I believe that Moldovan politicians also watch Russian TV stations and think to themselves: *“they will negatively impact the Moldovan population, let’s keep for them only Pole Ciudes [Russian entertainment programme]”*.

At the same time, some persons believe that if the government has intentionally passed this law to facilitate a greater access to local or Romanian stations, then this will not happen, because they have noticed that on these channels there is more active anti-Russian propaganda and a biased attitude: *“pay attention on what they switched them for. If they banned them due to pro-Russian propaganda, now we have anti-Russian propaganda”*.

Among the possible causes for passing this law were listed: *“keeping the public busy with entertainment programmes”* as this is more convenient for the government; *“the desire of several stakeholders to earn more”* – respondents stating that when one compares news from different sources they notice that none of them are presenting the whole truth, because *„only the media outlets of some stakeholders are left”*.

The majority of participants don’t support the anti-propaganda law and only two persons stated that they do.

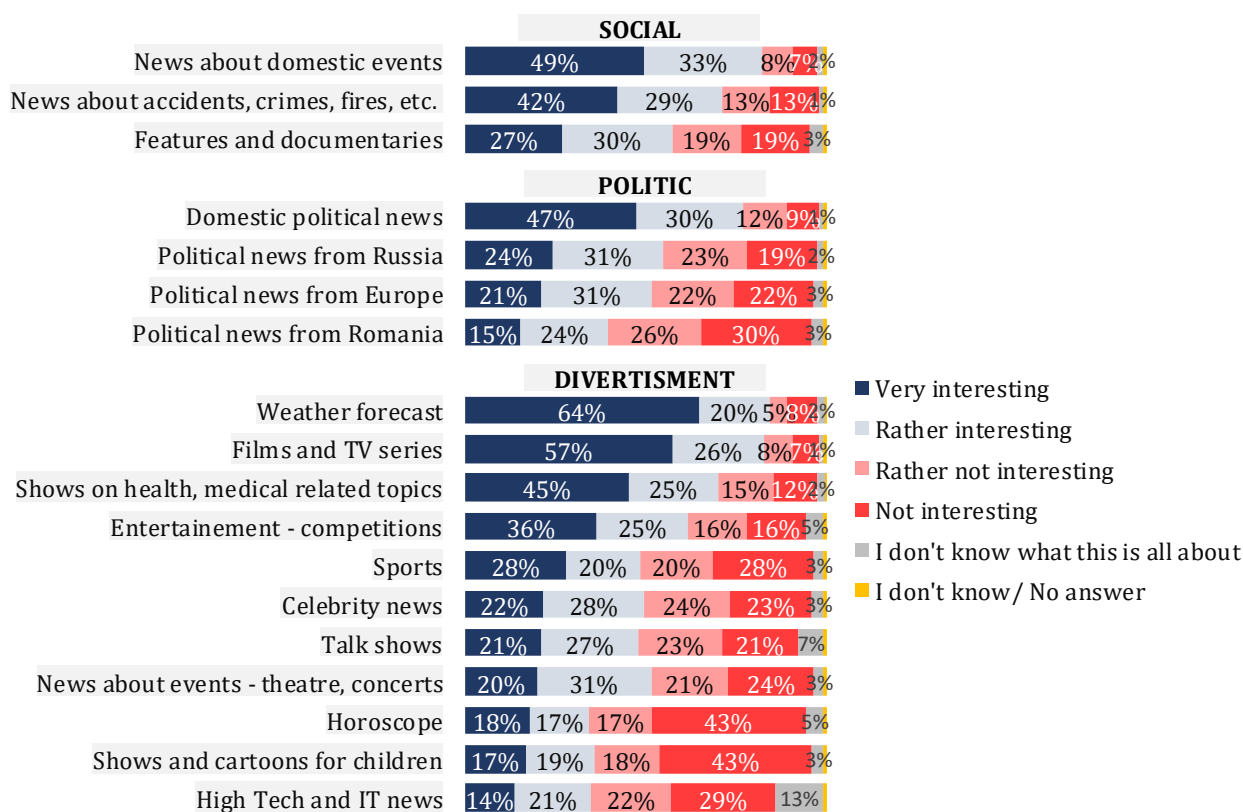
Respondents who support the anti-propaganda law justified their position through the following arguments:

- The respective law will improve the ability of society to analyse information;
- The local sources broadcast objective and subjective information, while Russian sources present rather politicized information, which lacks objectivity and focuses mainly on the political aspect and the political influence.

The arguments of those who don’t support the anti-propaganda law were correlated with the right of each citizen to choose the media sources they want. Also, in supporting this opinion, a respondent referred to his ability to analyse information and to resist being easily influenced by any side. The respondents stated that it is important for them to be able to choose what news to watch, because *“they were not only political, they were addressing different issues”*. Additionally, according to the opinion of the majority, the population is interested in information from the Russian Federation because *“a part of our population works there. Everyone is interested”*.

According to the opinion of some respondents, this law is oriented towards the rural area population, who is less informed, doesn’t have access to internet and mainly uses TV to follow the news.

Figure 3.2.6: The type of programmes which are interesting to the population. “Q22. What type of news and programmes are interesting to you and which programmes are rather boring, linked to the TV stations you watch?”, N=1353



During the survey respondents were presented a list containing different types of news and programmes. They were asked to assess each item, and the extent to which they are interested in each category. In general, it can be observed that the greatest interest is for news and entertainment programmes – 84% of respondents answered they are “very interested” or “rather interested” in the weather forecast, and 83% in films and TV series. There is an interest for news from the Republic of Moldova – 82% of respondents have assessed this category with “very interesting”/“rather interesting”. Political news is also assessed as interesting for the majority of respondents (77%). Contrary to these outcomes, less interest was observed for the news from the neighbouring countries. 39% of participants mentioned they are interested in news from Romania.

Figure 3.2.6.1: The types of programmes which are interesting to the population, according to the gender criterion. “Q22. What type of news and programmes are interesting to you and which programmes are rather boring, linked to the TV stations you watch?”, N=1353

		Gender, % column	
		Masculin	Feminin
Social	News about domestic events	49%	50%
	News about accidents, crimes, fires, etc.	46%	38%
	Features and documentaries	29%	25%
Political	Domestic political news	50%	45%
	Political news from Russia	29%	20%
	Political news from Europe	25%	17%
	Political news from Romania	17%	14%
Entertainment	Weather forecast	61%	67%
	Films and TV series	56%	58%
	Shows on health, medical related topics	36%	53%
	Entertainment - competitions	30%	43%
	Sports	47%	11%
	Celebrity news	18%	25%
	Talk shows	18%	23%
	News about events - theatre, concerts	17%	23%
	Horoscope	13%	22%
	Shows and cartoons for children	12%	21%
	High Tech and IT news	20%	8%

During the qualitative study, respondents were asked how do they usually inform themselves and search for news, as well as about what they pay attention to in news.

Focus group participants mentioned that in order to access information it is important for the news title to be catchy: to be in “*capital letters*”; to contain key-words as “*attention*”, “*breaking news*”, “*important news*” or to refer to the subject of the news and to shortly reflect “*the main idea of the article*”. Also, it was emphasized that the public pays attention to interesting images.

At the same time, it was mentioned the practice of clicking or not on political news, which depends on the politician targeted by the article. Thus, several respondents emphasized the fact that they check news about Igor Dodon, when the information was not published before and more details are provided in addition to the news related to the visits or the meetings he had. Also, they referred to news about Mihai Ghimpu and Vladimir Voronin, as news they check depending on the title: “*if I see that it is about Voronin, I don’t open [click] that news, I only open it if a video material is also available*”. And two persons stated that they don’t check news about political actors they don’t like or if “*the information is irrelevant or is too poor*”. A respondent stated that he follows the live streaming of Parliamentary sessions when he has more free time. Otherwise, he watches short video broadcast by other sources. A person emphasized that the inability to change the domestic political situation determines him to refrain from watching political news, and that he is bored because many politicians tend to speak a lot, and not act for the benefit of the community. In the same context, some respondents added that [the same] political scenarios are repeated each year, only the actors change.

Some respondents mentioned they do not look intentionally for news, excepting the cases when: they missed the news; the news is interesting and is debated within the community; have watched only parts of a TV feature; have greater interest for the area the news focuses on.

Participants stated they choose the news they read based on their personal interests and they are not used to read news which are not from their interest areas, even if such news would pop up on their social networks. Thus, the areas which are mostly followed by the participants are: social, political, scientific (inventions, discoveries), economic, engineering, and medical (discoveries, health and safety tips/advice). Among the areas which are not very often looked into by the participants are: sports and gossip/celebrity news.

Regarding the intentional practice of searching for news, respondents mentioned that they usually either turn on the TV and wait for the newscast, or go online and browse on social networks (Odnoklassniki, Facebook), news websites or search engines. When they wish to find information about some political news, some respondents usually go online, and use the search engine – Google. A person emphasized the habit of accessing the website of the media sources she heard the news on: *“for example, even on the ProTV website it is easier to search unlike Google, because on Google.md there are so many things”*. Moreover, another respondent added that the outcomes on the search engine Google *“could show you news from a few years ago or several investigations to the same topic”*. At the same time, a Russian speaking respondent stated that in the last 25 years he had no interest in political news from the Republic of Moldova and that he would be willing to read them only if the first political news would be about *“making the Russian language the official language of the country”*. This position was supported by another person who believes the domestic political situation is *“unstable”*.

At the same time, a respondent noticed that each person has certain interests and it is important for the analytical stations *“to broadcast next to the information about what has occurred, explanations regarding the causes of the incident”*. In this sense, another person added that media sources should not focus on developing *“shocking”* titles, as these are subjective, but on the contrary, to make sure they provide accurate information, e.g. date, place of the action. Such news is related to, for example, the disappearance of a child - such an article is actively shared on social media. However, when subsequently the respondent looks more into it proves that this event occurred several years ago.

3.3 Radio broadcasting – stations preferred for information purposes

Next are presented the responses of persons who usually listen to radio broadcasting at least once per week. They represent 39% of the total sample.

Figure 3.3.1: Radio broadcasting stations listened to at least once per week. “Q16. What radio stations do you listen to news on at least once per week?”, N=509

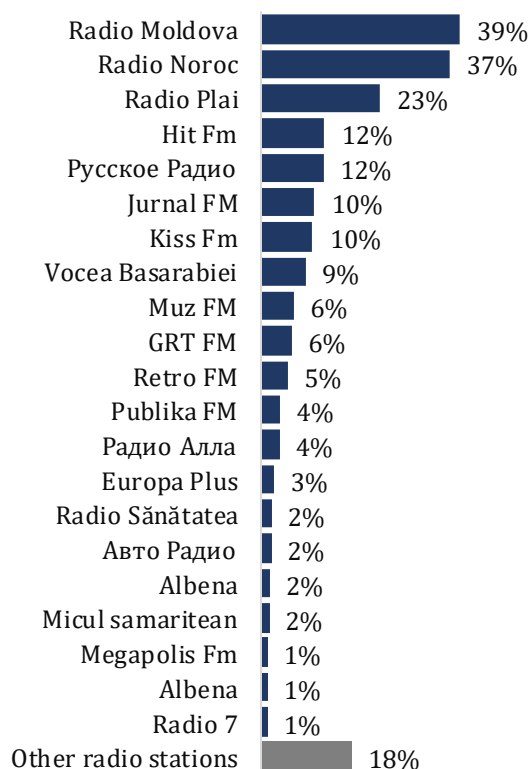
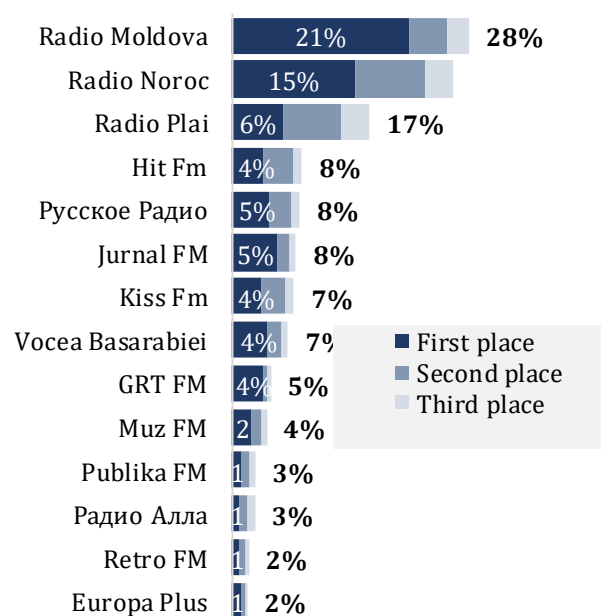


Figure 3.3.2: The radio broadcasting stations citizens trust the most in terms of political and social news. “Q17. Which radio stations do you trust the most in terms of political news and domestic events?”, N=509



Respondents were asked what radio broadcasting stations they listen news on at least once per week. Thus, the most listened to stations, in terms of news, are: Radio Moldova (39%), Radio Noroc (37%) and Radio Plai (23%). The same stations are named among the most trusted ones. Thus, 28% of interviewees mentioned that they trust “Radio Moldova”, 26% – “Radio Noroc” and 17% – “Radio Plai”.

44% of women mentioned they listen news on Radio Moldova weekly, compared to 34% of men ([Annex 3.3.1](#)). 47% of respondents with vocational education background mentioned Radio Noroc, and in the Northern region 1 percentage less of respondents mentioned the same radio broadcasting station. Almost each third respondent aged 26-35 listens the news on Hit FM. 42% of the Russian speaking population listen weekly to Русское Радио [Russkoe Radio].

3.4. Newspapers – preferred publications for information purposes

Further are presented the responses provided by the persons who usually read newspapers at least once in two weeks. Their share from the total sample represents 21%.

Figure 3.4.1: Newspapers citizens use to inform themselves at least once in two weeks. “Q18. Which printed newspapers do you read news in at least once in two weeks?”, N=289

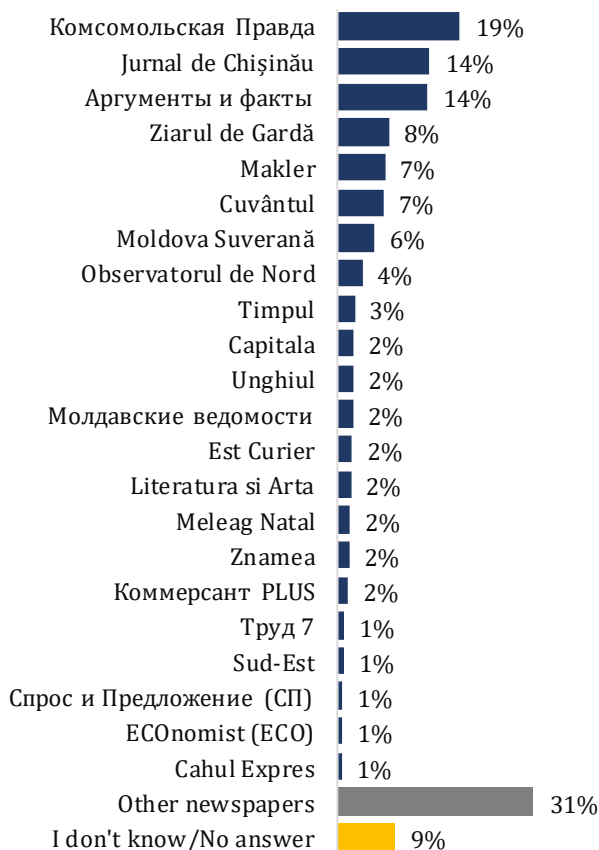


Figure 3.4.2: The printed newspapers citizens trust the most. “Q19. Which newspapers do you trust the most in terms of political news and domestic events?”, N=289



19% of respondents who read newspapers inform themselves at least once in two weeks by reading “Комсомольская Правда” [Komsomoliskaia Pravda], 14% – the newspaper “Jurnal de Chisinau” and a similar percentage, 14%, read the newspaper “Аргументы и факты” [Argumenty u Fakty]. Asked about the newspapers they trust, 15% of respondents mentioned - “Комсомольская Правда” [Komsomoliskaia Pravda], 13% - newspaper “Jurnal de Chisinau” and 11% - “Аргументы и факты” [Argumenty u Fakty].

Among this group of persons, of respondents aged 65+, each fourth person mentioned that the newspaper “Аргументы и факты” [Argumenty u Fakty] is the newspaper they go to for news. 34% of the Chisinau inhabitants regularly inform themselves by reading “Комсомольская Правда” [Komsomoliskaia Pravda], and 29% - “Jurnal de Chisinau” ([Annex 3.4.1](#)).

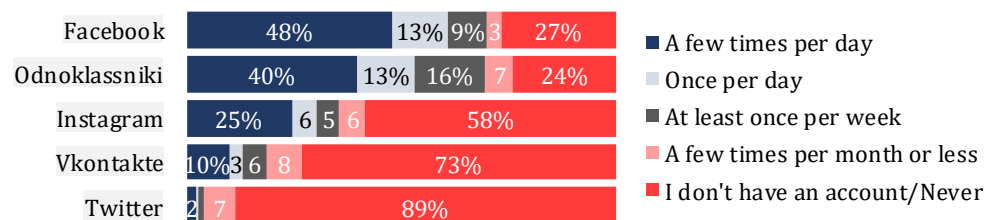
3.5. Online behaviour – preferred web portals for information purposes

Figure 3.5.1: The share of citizens who use internet at least once per month. “Q20A. Do you use internet at least once per month?”, N=1353



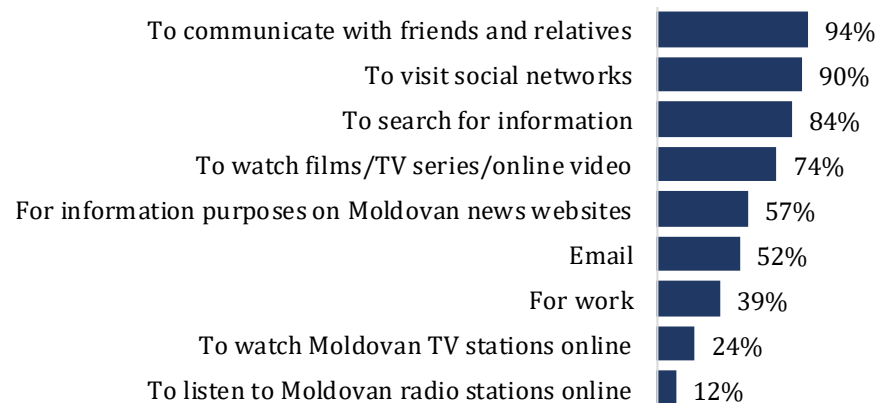
60% of participants use internet at least once per month. 98% of respondents with ages ranging 18 – 25 years of age and 95% of those with ages between 26 – 35 years of age use internet once per month and more. 44% of the persons aged 44-65 and 14% of those aged 65+ use internet monthly. A percentage of 28% of respondents with secondary/primary education background use internet regularly, while the majority (85%) of the persons with higher education background have the same behaviour ([Annex 3.5.1](#)).

Figure 3.5.2: Frequency of social networks use. "Q20. How often do you use ...?", N=811



Of the social networks used, "Facebook" and "Odnoklassniki" are accessed frequently by 61% and respectively by 53% of persons At least once per week. The least visited social network is allegedly Twitter – only 11% of participants mentioned having accounts on this platform. Young people aged 18-25 visit Facebook (74%) the most and persons from the urban areas (51%) – visit it a few times per day ([Annex 3.5.2.1](#)). The social network Odnoklassniki is accessed a few times per day by persons from rural areas (48%), and by persons from urban areas (32%) ([Annexe 3.5.2](#)).

Figure 3.5.3: The reasons internet is used for. "Q21. Do you use internet for the following purposes?", N=811



Most internet users (94%) use internet to communicate with their friends and relatives and / or to visit social networks (90%). A smaller share, 57% – uses internet for information purposes, and for domestic news.

Next are presented the responses of the persons, visiting news websites at least once per week. Their share represents 36% of the total sample.

Figure 3.5.4: News websites used by citizens for information purposes. "Q14. Which websites do you visit to check the news at least once per week?", N=490

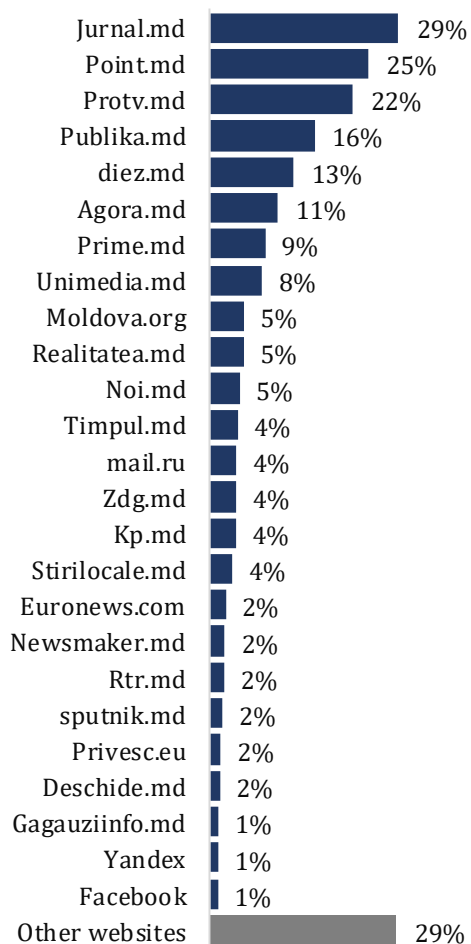
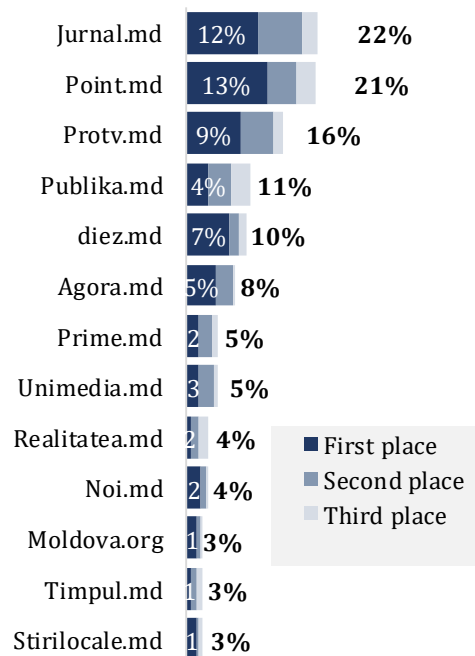


Figure 3.5.5: The level of trust of citizens in news websites. "Q15. Which news websites do you trust the most in terms of political news and domestic events?", N=490



The most visited news portal seems to be: "Jurnal.md". This portal is visited by 29% of persons who visit news websites at least once per week. On the second place is "Point.md" and "Protv.md", which were mentioned by 25% and respectively - 22% of respondents.

22 % of respondents trust "Jurnal.md" the most in terms of domestic political and social news. A similar weight, 21% of participants, was registered by the website "Point.md".

The majority of participants to the focus groups stated that they use internet for information purposes or to access certain news websites or social networks.

One part of respondents searches for news on search engines as Google or Yandex. In this sense, the idea that checking news online is part of their life style was shared: "checking news is not intentional, is a life style", regardless of whether you are looking up information for some friends or you receive it involuntarily.

Among the news websites used the most are: point.md, diez.md, unimedia.md. Other websites are: moldovenesti.info, protv.md, jurnal.md, deschide.md, ziaruldegardă.md, newsmaker.md, tv8.md, kp.md (Komsomoliskaia Pravda), aif.md (arguments and facts), makler.md, stirilocale.md, agora.md. International news sources were also mentioned, e.g. BBC, the Russian portal "Дождь" (Dojzdi), Chinese TV station CCTV,

watched online, lenta.ru, and mail.ru. Also, the respondents from Balti follow the independent news portal esp.md and the portal baltionline.md. The majority of respondents from Comrat stated they visit local news websites (Gagauz), e.g. gagauzinfo.md. At the same time, they also visit the Russian news source Ria-Novosti.

Simultaneously, it was shared that news are also followed via web links which pop up online, without paying much attention to the name of the website. On the other hand, some respondents stated that they visit intentionally news websites when they are online, and a person stated that she consumes more information on the verified news portals and informs herself about the topics she is interested in.

The respondents mentioned that they use social networks as information sources. Respectively, the majority of respondents state they are connected to facebook.com, and others are connected to the odnoklassniki.ru network. Some persons mentioned that on social networks there is a lot of useful information and they usually click on the shared web links only after they analyse the title: *“if I am interested in the subject, then I open it, if not – I ignore it”*. All the persons from Comrat, participating in the study, stated that social networks represent their main source of information.

One part of respondents state that they are following different personalities – anchor-men/women, politicians – on social networks and learn this way about the news about them or posted by them. Another practice which was shared was the use of Facebook groups for information purposes, especially by the respondents from Balti municipality, who have online groups related to their city.

At the same time, other respondents have revealed that they use social networks more for entertainment, rather than for information on domestic events, emphasizing that sharing news is a secondary function of social networks.

The respondents mentioned that they don't visit the websites containing fake news, e.g. “Moldova Dream”. At the same time, several persons stated they pay attention to these web links when they read the title of the news, and another participant doesn't react to unknown websites. Several participants noted the fact that some news titles are a *“disaster”* and often times they don't reflect the content of the article. A respondent added to this: *“if I am interested in the subject, I will open it, regardless of the title”*. To this regard, the persons present at the discussion have listed the entertainment websites from the Republic of Moldova: Moldova Dream and Muligambia.

ANNEXES

Annex 1.1: "Q3. How well informed do you feel regarding the general events from the Republic of Moldova? (a potential answer)", N=1353 (Figure 1.1)

		N	Very well informed, %	To a large extent informed, %	To a small extent informed, %	Not at all / To a very small extent, %	I don't know / No answer
Total		1353	19	36	34	9	1
Gender	Male	639	21	37	32	9	1
	Female	714	17	35	36	10	1
Age	18 – 25 years	200	20	30	37	11	2
	26 – 35 years	219	19	33	40	7	1
	36 – 45 years	189	20	45	29	5	0
	46 – 65 years	482	20	38	33	8	2
	Over 65 years	262	18	34	32	13	2
Urban/Rural	Urban	605	22	43	27	7	1
	Rural	748	18	31	39	11	2
Region	North	380	13	32	40	12	2
	Centre	337	19	35	38	7	2
	Chisinau	329	21	46	27	5	1
	South	307	26	32	30	11	1
Borough	Botanica	59	40	36	22	2	0
	Buiuani	75	19	41	25	15	0
	Centre	54	14	62	22	2	0
	Ciocana	56	19	41	37	3	0
	Riscani	57	11	69	20	0	0
Education	Primary/Secondary School	248	9	27	42	18	3
	High school/Secondary	246	16	31	44	8	1
	Vocational	386	23	36	32	8	1
	Upper secondary vocational education	169	15	47	30	6	2
	Higher education	294	29	42	23	5	1
Occupation	Civil servant	17	34	40	11	14	0
	Director/ Manager	15	67	13	20	0	0
	Qualified specialist	161	29	47	21	3	1
	Qualified worker	192	14	42	36	7	1
	Unqualified worker	107	20	32	42	5	1
	Farmer in an individual farm	59	11	23	51	16	0
	Entrepreneur	13	16	31	46	7	0
	Student	83	20	37	33	6	4
	Maternity leave	66	17	33	43	7	0
	Pensioner	450	18	37	33	11	2
	Unemployed	191	18	29	38	13	2
Other	18	18	18	29	35	0	
Income	Less than 3000 MDL	511	18	31	36	13	2
	3000-5000 MDL	345	22	36	36	5	1
	5000 - 10000 MDL	248	20	41	30	8	1
	Over 10000 MDL	72	19	39	33	8	1
Vehicle	I drive the vehicle	338	22	39	28	10	1
	Another member of the family drives the vehicle	314	20	41	33	5	2
	We don't own a vehicle	692	17	33	38	11	2
Language	Romanian/Moldovan	1032	17	36	37	8	2
	Russian	235	24	40	26	11	0
	Other	84	34	30	18	16	2

Annex 1.2: "Q4. In general, how happy or unhappy are you with mass media from the Republic of Moldova (TV, press, radio, online news portals, etc.)?", N=1353 (Figure 1.2)

		N	Very happy, %	Rather happy, %	Rather unhappy, %	Very unhappy, %	Don't know/NA, %
Total		1353	6	34	38	18	5
Gender	Male	639	7	32	37	21	3
	Female	714	5	35	39	15	6
Age	18 – 25 years	200	6	46	26	18	5
	26 – 35 years	219	8	34	39	16	4
	36 – 45 years	189	5	38	42	13	2
	46 – 65 years	482	6	31	39	20	4
	Over 65 years	262	6	27	39	18	9
Urban/Rural	Urban	605	4	32	41	20	4
	Rural	748	8	36	35	16	6
Region	North	380	3	33	37	19	8
	Centre	337	7	36	38	14	4
	Chisinau	329	3	34	41	17	4
	South	307	11	32	35	20	2
Borough	Botanica	59	7	37	30	18	9
	Buiuani	75	4	32	34	25	5
	Centre	54	2	38	46	14	0
	Ciocana	56	2	28	45	24	2
	Riscani	57	2	36	56	3	3
Education	Primary/Secondary School	248	5	39	30	15	11
	High school/Secondary	246	6	36	37	18	4
	Vocational	386	9	33	35	19	3
	Upper secondary vocational education	169	4	31	44	17	4
	Higher education	294	5	31	42	20	3
Occupation	Civil servant	17	7	29	19	40	5
	Director/ Manager	15	8	22	41	29	0
	Qualified specialist	161	5	37	43	13	3
	Qualified worker	192	5	30	46	15	4
	Unqualified worker	107	6	35	41	16	2
	Farmer in an individual farm	59	2	29	47	20	2
	Entrepreneur	13	8	29	24	31	9
	Student	83	9	47	26	12	6
	Maternity leave	66	14	42	32	8	4
	Pensioner	450	5	29	39	20	6
	Unemployed	191	5	39	30	21	5
Other	18	12	41	23	24	0	
Income	Less than 3000 MDL	511	6	32	36	21	5
	3000-5000 MDL	345	5	34	38	19	5
	5000 - 10000 MDL	248	6	31	43	15	5
	Over 10000 MDL	72	7	42	36	14	1
Vehicle	I drive the vehicle	338	7	32	40	17	4
	Another member of the family drives the vehicle	314	7	37	38	15	2
	We don't own a vehicle	692	5	34	36	19	6
Language	Romanian/Moldovan	1032	5	35	39	17	5
	Russian	235	5	32	39	19	6
	Other	84	17	30	22	26	5

Annex 2.1.1: "Q23. Please tell me to what extent do you agree or disagree with the following statement: "is it important for Moldovans to be able to distinguish the news aiming to manipulate or misinform citizens", N=1353 (Figure 2.1.1)

		N	Agree, %	Neither/No r, %	Disagree, %	I don't know/ No answer
Total		1353	92	5	2	2
Gender	Male	639	94	4	1	1
	Female	714	90	5	2	3
Age	18 – 25 years	200	94	3	3	1
	26 – 35 years	219	92	4	4	1
	36 – 45 years	189	96	3	1	0
	46 – 65 years	482	91	6	1	2
	Over 65 years	262	88	5	2	4
Urban/R ural	Urban	605	94	4	1	1
	Rural	748	90	5	2	2
Region	North	380	94	3	1	2
	Centre	337	90	6	1	3
	Chisinau	329	94	4	1	1
	South	307	88	6	5	1
Borough	Botanica	59	95	5	0	0
	Buiuani	75	87	10	1	2
	Centre	54	91	5	2	2
	Ciocana	56	97	2	0	2
	Riscani	57	100	0	0	0
Education	Primary/Secondary School	248	84	9	2	5
	High school/Secondary	246	91	5	2	1
	Vocational	386	92	4	2	1
	Upper secondary vocational education	169	93	5	1	1
	Higher education	294	98	1	1	0.3
Occupati on	Civil servant	17	100	0	0	0
	Director/ Manager	15	100	0	0	0
	Qualified specialist	161	97	3	1	0
	Qualified worker	192	92	4	2	2
	Unqualified worker	107	94	3	3	1
	Farmer in an individual farm	59	91	7	0	2
	Entrepreneur	13	100	0	0	0
	Student	83	94	4	1	1
	Maternity leave	66	86	6	7	1
	Pensioner	450	89	6	1	3
	Unemployed	191	91	4	4	1
Other	18	77	18	6	0	
Income	Less than 3000 MDL	511	90	5	1	4
	3000-5000 MDL	345	90	6	3	1
	5000 - 10000 MDL	248	95	3	1	0
	Over 10000 MDL	72	94	4	1	0
Vehicle	I drive the vehicle	338	94	4	2	0.3
	Another member of the family drives the vehicle	314	91	5	2	1
	We don't own a vehicle	692	91	5	2	3
Languag e	Romanian/Moldovan	1032	92	5	1	2
	Russian	235	91	5	3	1
	Other	84	86	5	9	0

Annex 2.1.2: "Q24. To what extent do you agree or not with the following statement: "I follow news exclusively from independent sources? (a potential answer)", N=1353 (Figure 2.1.2)

		N	I watch news only from independent sources, %	I watch news from independent and other sources, %	I watch news, but I don't know which sources are independent, %	I don't know/ NA, %
Total		1353	16	28	45	11
Gender	Male	639	17	31	43	9
	Female	714	16	25	46	14
Age	18 - 25 years	200	18	33	36	13
	26 - 35 years	219	20	32	41	7
	36 - 45 years	189	17	29	48	7
	46 - 65 years	482	16	26	47	10
	Over 65 years	262	13	22	48	18
Urban/Rural	Urban	605	16	33	43	8
	Rural	748	16	23	46	14
Region	North	380	17	21	45	17
	Centre	337	17	24	47	12
	Chisinau	329	15	38	38	9
	South	307	17	28	48	6
Borough	Botanica	59	19	44	32	5
	Buiuani	75	19	38	26	17
	Centre	54	10	47	38	5
	Ciocana	56	21	30	48	2
	Riscani	57	8	34	53	5
Education	Primary/Secondary School	248	15	14	48	23
	High school/Secondary	246	17	21	50	12
	Vocational	386	14	33	44	9
	Upper secondary vocational education	169	14	33	41	12
	Higher education	294	21	36	40	4
Occupation	Civil servant	17	25	27	48	0
	Director/ Manager	15	21	55	23	0
	Qualified specialist	161	18	37	42	3
	Qualified worker	192	17	32	43	8
	Unqualified worker	107	14	27	48	12
	Farmer in an individual farm	59	37	16	38	9
	Entrepreneur	13	43	8	43	6
	Student	83	14	33	35	19
	Maternity leave	66	21	35	40	4
	Pensioner	450	13	22	51	14
	Unemployed	191	17	27	40	16
Other	18	12	29	55	5	
Income	Less than 3000 MDL	511	13	21	53	13
	3000-5000 MDL	345	20	31	39	10
	5000 - 10000 MDL	248	20	33	41	7
	Over 10000 MDL	72	15	45	31	9
Vehicle	I drive the vehicle	338	22	33	40	5
	Another member of the family drives the vehicle	314	19	30	38	13
	We don't own a vehicle	692	12	24	50	14
Language	Romanian/Moldovan	1032	16	27	44	13
	Russian	235	16	31	46	6
	Other	84	19	26	44	11

Annex 2.1.3: "Q25. Do you think you could identify situations when the media (TV, press, radio, online news portals, etc.) want to manipulate or change the opinion of citizens, for example: disseminate fake news, propaganda, misinform, etc.?", N=1353 (Figure 2.1.3)

		N	Very easy or rather easy, %	Very or rather difficult, %	Don't know/No answer, %
Total		1353	51	43	6
Gender	Male	639	57	39	4
	Female	714	46	47	7
Age	18 – 25 years	200	51	42	7
	26 – 35 years	219	58	38	4
	36 – 45 years	189	57	41	2
	46 – 65 years	482	49	46	5
	Over 65 years	262	44	45	10
Urban/Rural	Urban	605	56	40	4
	Rural	748	47	46	7
Region	North	380	49	43	8
	Centre	337	50	43	7
	Chisinau	329	58	38	4
	South	307	47	49	4
Borough	Botanica	59	56	41	3
	Buiuani	75	54	40	6
	Centre	54	67	32	2
	Ciocana	56	54	46	0
	Riscani	57	75	21	3
Education	Primary/Secondary School	248	31	56	13
	High school/Secondary	246	50	44	6
	Vocational	386	51	44	5
	Upper secondary vocational education	169	58	38	5
	Higher education	294	63	35	1
Occupation	Civil servant	17	50	50	0
	Director/ Manager	15	85	15	0
	Qualified specialist	161	64	34	2
	Qualified worker	192	60	36	4
	Unqualified worker	107	49	49	2
	Farmer in an individual farm	59	52	48	0
	Entrepreneur	13	55	45	0
	Student	83	63	27	10
	Maternity leave	66	46	52	3
	Pensioner	450	46	46	9
Unemployed	191	39	53	7	
Other	18	36	60	5	
Income	Less than 3000 MDL	511	44	48	8
	3000-5000 MDL	345	52	43	5
	5000 - 10000 MDL	248	58	39	3
	Over 10000 MDL	72	46	52	2
Vehicle	I drive the vehicle	338	58	38	3
	Another member of the family drives the vehicle	314	54	40	5
	We don't own a vehicle	692	45	48	7
Language	Romanian/Moldovan	1032	51	43	6
	Russian	235	49	47	4
	Other	84	48	44	8

Annex 2.1.4: "Q26. But how easy or difficult is it for the population from the Republic of Moldova to distinguish between fake and real news?", N=1353 (Figure 2.1.4)

		N	Very easy or rather easy, %	Very difficult or rather difficult, %	I don't know / No answer, %
Total		1353	29	61	10
Gender	Male	639	31	62	7
	Female	714	28	59	13
Age	18 - 25 years	200	27	63	9
	26 - 35 years	219	32	61	7
	36 - 45 years	189	34	60	6
	46 - 65 years	482	28	63	9
	Over 65 years	262	27	55	17
	Urban/Rural	Urban	605	28	64
	Rural	748	30	58	12
Region	North	380	24	63	13
	Centre	337	28	60	12
	Chisinau	329	28	64	8
	South	307	38	57	6
Borough	Botanica	59	43	51	6
	Buiuani	75	16	72	12
	Centre	54	35	55	10
	Ciocana	56	29	71	0
	Riscani	57	29	62	10
Education	Primary/Secondary School	248	20	60	21
	High school/Secondary	246	33	59	8
	Vocational	386	36	56	9
	Upper secondary vocational education	169	31	61	8
	Higher education	294	24	70	6
Occupation	Civil servant	17	29	65	7
	Director/ Manager	15	28	65	7
	Qualified specialist	161	30	64	6
	Qualified worker	192	37	58	5
	Unqualified worker	107	31	63	5
	Farmer in an individual farm	59	38	55	7
	Entrepreneur	13	30	70	0
	Student	83	20	67	13
	Maternity leave	66	28	66	6
	Pensioner	450	27	58	15
	Unemployed	191	28	62	11
Other	18	29	71	0	
Income	Less than 3000 MDL	511	29	59	12
	3000-5000 MDL	345	31	61	8
	5000 - 10000 MDL	248	29	65	6
	Over 10000 MDL	72	24	66	10
Vehicle	I drive the vehicle	338	30	65	5
	Another member of the family drives the vehicle	314	29	61	10
	We don't own a vehicle	692	29	59	13
Language	Romanian/Moldovan	1032	29	61	10
	Russian	235	26	65	9
	Other	84	38	47	15

Annex 2.1.5: "Q27. What is your opinion, are news from the Republic of Moldova influenced by politics?", N=1353 (Figure 2.1.5)

		N	Very much influenced, %	Very influenced, %	Little influenced, %	Not at all influenced, %	I don't know/ No answer, %
Total		1353	62	23	7	4	5
Gender	Male	639	62	24	6	4	4
	Female	714	61	21	7	3	7
Age	18 – 25 years	200	61	25	6	5	3
	26 – 35 years	219	62	22	8	4	4
	36 – 45 years	189	60	26	7	5	3
	46 – 65 years	482	61	22	7	4	6
	Over 65 years	262	64	20	6	1	9
Urban/Rural	Urban	605	71	20	4	2	3
	Rural	748	54	25	8	5	8
Region	North	380	63	22	7	2	7
	Centre	337	59	28	6	1	6
	Chisinau	329	68	25	4	2	2
	South	307	57	15	10	11	7
Borough	Botanica	59	72	22	7	0	0
	Buiucani	75	62	23	6	7	2
	Centre	54	65	33	0	0	2
	Ciocana	56	90	7	2	0	2
	Riscani	57	58	33	6	0	3
Education	Primary/Secondary School	248	48	24	8	4	15
	High school/Secondary	246	64	22	6	4	5
	Vocational	386	60	24	8	4	4
	Upper secondary vocational education	169	59	29	7	3	1
	Higher education	294	78	14	5	2	2
Occupation	Civil servant	17	69	19	6	0	7
	Director/ Manager	15	78	22	0	0	0
	Qualified specialist	161	67	24	7	1	1
	Qualified worker	192	60	27	6	4	2
	Unqualified worker	107	59	27	9	4	2
	Farmer in an individual farm	59	64	22	7	4	4
	Entrepreneur	13	52	24	8	8	8
	Student	83	68	20	3	3	6
	Maternity leave	66	62	15	10	6	7
	Pensioner	450	64	20	5	3	8
	Unemployed	191	55	22	10	6	7
Other	18	53	23	7	17	0	
Income	Less than 3000 MDL	511	60	21	7	4	8
	3000-5000 MDL	345	60	21	8	6	5
	5000 - 10000 MDL	248	71	19	6	2	3
	Over 10000 MDL	72	62	29	4	3	1
Vehicle	I drive the vehicle	338	66	23	6	3	2
	Another member of the family drives the vehicle	314	60	23	9	3	5
	We don't own a vehicle	692	61	22	6	4	7
Language	Romanian/Moldovan	1032	63	24	6	2	5
	Russian	235	62	18	9	5	6
	Other	84	46	16	9	24	5

Annex 2.2.1: "Q28.Do you know what....is?", N= 1353 (Figure 2.2.1)

		N	Fake news		
			Yes, %	No, %	Don't know/NA, %
Total		1353	53	45	2
Gender	Male	639	53	46	1
	Female	714	53	45	3
Age	18 – 25 years	200	63	34	3
	26 – 35 years	219	57	42	1
	36 – 45 years	189	66	33	1
	46 – 65 years	482	47	51	2
	Over 65 years	262	42	55	2
Urban/Rural	Urban	605	61	38	1
	Rural	748	46	52	2
Region	North	380	49	49	2
	Centre	337	57	41	2
	Chisinau	329	62	36	2
	South	307	44	56	1
Borough	Botanica	59	52	47	2
	Buiuani	75	57	43	0
	Centre	54	86	11	4
	Ciocana	56	68	32	0
	Riscani	57	61	39	0
Education	Primary/Secondary School	248	30	66	4
	High school/Secondary	246	50	48	2
	Vocational	386	49	50	1
	Upper secondary vocational education	169	62	37	2
	Higher education	294	75	24	1
Occupation	Civil servant	17	59	36	5
	Director/ Manager	15	68	32	0
	Qualified specialist	161	76	24	0
	Qualified worker	192	61	38	1
	Unqualified worker	107	44	56	0
	Farmer in an individual farm	59	48	52	0
	Entrepreneur	13	76	24	0
	Student	83	74	22	3
	Maternity leave	66	61	39	0
	Pensioner	450	43	55	2
	Unemployed	191	40	56	4
Other	18	47	46	6	
Income	Less than 3000 MDL	511	43	55	2
	3000-5000 MDL	345	49	50	1
	5000 - 10000 MDL	248	67	32	1
	Over 10000 MDL	72	70	28	1
Vehicle	I drive the vehicle	338	62	38	1
	Another member of the family drives the vehicle	314	56	42	2
	We don't own a vehicle	692	47	51	2
Language	Romanian/Moldovan	1032	55	43	2
	Russian	235	48	50	2
	Other	84	33	65	2

Annex 2.2.2.1: "Q29. To what extent do you agree or disagree with the fact that the following statements describe fake news?", N=714 (Figure 2.2.2)

		N	Journalists intentionally present fake information pretending it is real			
			Agree, %	Neither/none, %	Disagree, %	Don't know/No answer, %
Total		714	90	4	4	1
Gender	Male	339	90	4	4	1
	Female	376	90	4	4	1
Age	18 – 25 years	127	83	9	6	2
	26 – 35 years	125	88	5	7	0
	36 – 45 years	125	93	3	3	2
	46 – 65 years	227	93	4	3	1
	Over 65 years	111	92	1	4	3
Urban/Rural	Urban	370	90	6	3	1
	Rural	344	89	2	6	2
Region	North	186	91	2	5	1
	Centre	191	91	3	3	3
	Chisinau	204	90	8	1	0
	South	134	85	4	9	2
Borough	Botanica	30	94	0	3	3
	Buiucani	43	93	7	0	0
	Centre	47	80	20	0	0
	Ciocana	38	95	2	3	0
	Riscani	35	97	3	0	0
Education	Primary/Secondary School	74	89	5	4	1
	High school/Secondary	123	91	2	6	1
	Vocational	187	87	5	6	2
	Upper secondary vocational education	104	89	6	3	2
	Higher education	221	92	4	3	1
Occupation	Civil servant	10	100	0	0	0
	Director/ Manager	10	100	0	0	0
	Qualified specialist	122	93	4	3	0
	Qualified worker	117	89	5	5	2
	Unqualified worker	47	93	5	3	0
	Farmer in an individual farm	28	88	4	8	0
	Entrepreneur	10	100	0	0	0
	Student	62	81	10	6	4
	Maternity leave	40	86	4	9	0
	Pensioner	194	91	2	5	3
	Unemployed	77	90	6	4	0
Other	8	87	0	13	0	
Income	Less than 3000 MDL	217	91	3	3	2
	3000-5000 MDL	169	88	5	6	1
	5000 - 10000 MDL	166	91	4	5	0
	Over 10000 MDL	51	89	9	2	0
Vehicle	I drive the vehicle	208	90	4	5	1
	Another member of the family drives the vehicle	176	88	4	6	2
	We don't own a vehicle	323	91	4	3	2
Language	Romanian/Moldovan	571	92	3	4	1
	Russian	113	85	6	8	2
	Other	28	74	18	4	4

Annex 2.2.2.2: "Q29. To what extent do you agree or disagree with the fact that the following statements describe fake news?", N=714 (Figure 2.2.2)

		N	Journalists present news without verifying if all information is real			
			Agree, %	Neither/none, %	Disagree, %	Don't know/No answer, %
Total		714	80	12	6	2
Gender	Male	339	80	12	6	1
	Female	376	80	11	6	3
Age	18 – 25 years	127	70	17	11	3
	26 – 35 years	125	78	14	8	0
	36 – 45 years	125	79	13	6	2
	46 – 65 years	227	87	9	3	2
	Over 65 years	111	80	9	6	5
Urban/Rural	Urban	370	78	14	7	1
	Rural	344	82	9	6	3
Region	North	186	79	11	6	3
	Centre	191	84	9	4	3
	Chisinau	204	76	16	8	0
	South	134	81	9	7	3
Borough	Botanica	30	76	12	12	0
	Buiucani	43	77	16	7	0
	Centre	47	64	27	9	0
	Ciocana	38	76	13	11	0
	Riscani	35	81	14	6	0
Education	Primary/Secondary School	74	73	14	8	5
	High school/Secondary	123	83	9	6	1
	Vocational	187	83	10	5	2
	Upper secondary vocational education	104	79	13	3	4
	Higher education	221	78	13	8	1
Occupation	Civil servant	10	82	18	0	0
	Director/ Manager	10	37	31	33	0
	Qualified specialist	122	82	12	6	0
	Qualified worker	117	79	13	6	2
	Unqualified worker	47	86	12	2	0
	Farmer in an individual farm	28	79	17	4	0
	Entrepreneur	10	87	13	0	0
	Student	62	72	14	10	4
	Maternity leave	40	79	11	9	0
	Pensioner	194	79	10	6	5
	Unemployed	77	83	6	10	1
Other	8	88	12	0	0	
Income	Less than 3000 MDL	217	79	12	5	5
	3000-5000 MDL	169	80	13	6	1
	5000 - 10000 MDL	166	81	10	9	0
	Over 10000 MDL	51	82	14	4	0
Vehicle	I drive the vehicle	208	80	13	7	1
	Another member of the family drives the vehicle	176	79	12	8	2
	We don't own a vehicle	323	81	10	6	3
Language	Romanian/Moldovan	571	82	11	5	2
	Russian	113	73	13	13	2
	Other	28	75	14	4	7

Annex 2.2.2.3: "Q29. To what extent do you agree or disagree with the fact that the following statements describe fake news?", N=714 (Figure 2.2.2)

		N	Fake news this is when media (TV stations, radio, news portals, etc.) influence the information to promote a certain point of view			
			Agree, %	Neither/none, %	Disagree, %	Don't know/No answer, %
Total		714	83	7	6	4
Gender	Male	339	84	7	6	3
	Female	376	83	7	6	4
Age	18 – 25 years	127	79	9	7	5
	26 – 35 years	125	84	10	5	2
	36 – 45 years	125	84	7	8	2
	46 – 65 years	227	87	5	5	2
	Over 65 years	111	81	6	5	8
Urban/Rural	Urban	370	84	9	6	1
	Rural	344	83	5	6	6
Region	North	186	82	6	5	6
	Centre	191	86	6	3	5
	Chisinau	204	85	10	5	1
	South	134	79	6	13	2
Borough	Botanica	30	82	9	9	0
	Buiuani	43	77	14	7	2
	Centre	47	85	9	6	0
	Ciocana	38	87	8	2	2
	Riscani	35	88	12	0	0
Education	Primary/Secondary School	74	77	4	8	11
	High school/Secondary	123	80	9	7	4
	Vocational	187	81	7	8	4
	Upper secondary vocational education	104	89	7	2	2
	Higher education	221	86	7	5	1
Occupation	Civil servant	10	89	0	11	0
	Director/ Manager	10	69	19	12	0
	Qualified specialist	122	83	11	7	0
	Qualified worker	117	86	6	6	3
	Unqualified worker	47	83	6	9	2
	Farmer in an individual farm	28	73	15	8	4
	Entrepreneur	10	77	23	0	0
	Student	62	83	9	3	5
	Maternity leave	40	82	2	14	2
	Pensioner	194	84	5	4	6
	Unemployed	77	86	5	4	5
Other	8	76	0	24	0	
Income	Less than 3000 MDL	217	82	5	5	7
	3000-5000 MDL	169	84	7	7	2
	5000 - 10000 MDL	166	83	8	8	2
	Over 10000 MDL	51	82	10	8	0
Vehicle	I drive the vehicle	208	85	9	5	1
	Another member of the family drives the vehicle	176	85	5	7	3
	We don't own a vehicle	323	82	7	6	5
Language	Romanian/Moldovan	571	84	7	5	4
	Russian	113	80	8	11	1
	Other	28	81	4	7	7

Annex 2.2.2.4: "Q29. To what extent do you agree or disagree with the fact that the following statements describe fake news?", N=714 (Figure 2.2.2)

		N	Superficially reported news are fake news			
			Agree, %	Neither/none, %	Disagree, %	Don't know/No answer, %
Total		714	61	18	15	6
Gender	Male	339	64	17	13	6
	Female	376	59	19	16	7
Age	18 – 25 years	127	59	19	15	7
	26 – 35 years	125	54	25	17	4
	36 – 45 years	125	59	20	18	3
	46 – 65 years	227	67	14	11	7
	Over 65 years	111	64	14	14	8
Urban/Rural	Urban	370	54	24	19	3
	Rural	344	69	12	10	9
Region	North	186	65	17	10	9
	Centre	191	67	13	10	9
	Chisinau	204	51	25	22	3
	South	134	64	15	16	4
Borough	Botanica	30	47	19	34	0
	Buiucani	43	35	29	27	9
	Centre	47	55	31	13	2
	Ciocana	38	55	16	27	2
	Riscani	35	46	35	19	0
Education	Primary/Secondary School	74	67	11	10	12
	High school/Secondary	123	65	14	13	8
	Vocational	187	58	18	15	9
	Upper secondary vocational education	104	63	25	7	5
	Higher education	221	59	19	20	2
Occupation	Civil servant	10	71	18	11	0
	Director/ Manager	10	39	10	51	0
	Qualified specialist	122	60	19	17	4
	Qualified worker	117	66	20	11	3
	Unqualified worker	47	58	22	16	4
	Farmer in an individual farm	28	71	4	14	11
	Entrepreneur	10	89	11	0	0
	Student	62	69	17	9	5
	Maternity leave	40	46	32	20	2
	Pensioner	194	62	16	13	9
Unemployed	77	61	17	14	8	
Other	8	39	36	12	12	
Income	Less than 3000 MDL	217	64	14	10	12
	3000-5000 MDL	169	64	17	14	5
	5000 - 10000 MDL	166	63	17	18	3
	Over 10000 MDL	51	53	27	18	2
Vehicle	I drive the vehicle	208	63	16	17	4
	Another member of the family drives the vehicle	176	64	19	14	4
	We don't own a vehicle	323	59	18	14	9
Language	Romanian/Moldovan	571	63	19	12	6
	Russian	113	55	14	26	5
	Other	28	62	14	17	7

Annex 2.2.2.5: "Q29. To what extent do you agree or disagree with the fact that the following statements describe fake news?", N=714 (Figure 2.2.2)

		N	Fake news are news which present only partial information			
			Agree, %	Neither/no r, %	Disagree, %	Don't know/No answer, %
Total		714	74	10	13	3
Gender	Male	339	76	8	14	2
	Female	376	73	11	13	3
Age	18 - 25 years	127	62	15	18	5
	26 - 35 years	125	71	13	16	0
	36 - 45 years	125	83	5	12	0
	46 - 65 years	227	79	9	10	3
	Over 65 years	111	73	6	13	8
Urban/Rural	Urban	370	68	14	17	1
	Rural	344	81	5	9	5
Region	North	186	75	7	13	5
	Centre	191	77	9	8	5
	Chisinau	204	70	13	16	1
	South	134	74	9	15	1
Borough	Botanica	30	65	10	25	0
	Buiucani	43	66	11	23	0
	Centre	47	73	16	11	0
	Ciocana	38	67	15	18	0
	Riscani	35	70	14	13	3
Education	Primary/Secondary School	74	73	9	13	5
	High school/Secondary	123	76	7	13	4
	Vocational	187	74	9	14	3
	Upper secondary vocational education	104	80	12	5	2
	Higher education	221	71	11	16	2
Occupation	Civil servant	10	67	22	11	0
	Director/ Manager	10	39	19	42	0
	Qualified specialist	122	78	9	13	0
	Qualified worker	117	74	15	11	0
	Unqualified worker	47	66	18	16	0
	Farmer in an individual farm	28	89	3	0	8
	Entrepreneur	10	91	9	0	0
	Student	62	68	8	19	5
	Maternity leave	40	71	11	16	2
	Pensioner	194	73	6	14	7
	Unemployed	77	79	6	12	2
Other	8	88	12	0	0	
Income	Less than 3000 MDL	217	77	6	12	5
	3000-5000 MDL	169	76	8	13	3
	5000 - 10000 MDL	166	69	12	19	1
	Over 10000 MDL	51	78	12	10	0
Vehicle	I drive the vehicle	208	77	10	12	1
	Another member of the family drives the vehicle	176	74	10	13	3
	We don't own a vehicle	323	72	10	14	4
Language	Romanian/Moldovan	571	76	10	12	3
	Russian	113	66	10	23	2
	Other	28	80	13	4	3

Annex 2.2.3: "Q28.Do you know what....is?", N= 1353 (Figure 2.2.3)

	N	Propaganda through media
--	---	--------------------------

			Yes, %	No, %	Don't know/No answer, %
Total		1353	34	64	2
Gender	Male	639	37	62	1
	Female	714	31	66	2
Age	18 – 25 years	200	41	55	5
	26 – 35 years	219	43	56	1
	36 – 45 years	189	43	55	2
	46 – 65 years	482	30	69	1
	Over 65 years	262	23	76	1
Urban/Rural	Urban	605	42	57	1
	Rural	748	28	70	2
Region	North	380	32	66	1
	Centre	337	32	65	3
	Chisinau	329	44	55	1
	South	307	28	71	1
Borough	Botanica	59	37	61	2
	Buiucani	75	50	50	0
	Centre	54	56	40	4
	Ciocana	56	37	63	0
	Riscani	57	49	51	0
Education	Primary/Secondary School	248	12	85	3
	High school/Secondary	246	24	74	1
	Vocational	386	28	70	2
	Upper secondary vocational education	169	45	53	2
	Higher education	294	61	38	1
Occupation	Civil servant	17	55	40	5
	Director/ Manager	15	75	25	0
	Qualified specialist	161	59	41	0
	Qualified worker	192	38	60	2
	Unqualified worker	107	25	75	0
	Farmer in an individual farm	59	25	73	2
	Entrepreneur	13	64	36	0
	Student	83	44	50	6
	Maternity leave	66	35	65	0
	Pensioner	450	25	74	1
	Unemployed	191	25	72	3
Other	18	41	52	6	
Income	Less than 3000 MDL	511	24	75	2
	3000-5000 MDL	345	33	66	1
	5000 - 10000 MDL	248	47	51	2
	Over 10000 MDL	72	53	46	1
Vehicle	I drive the vehicle	338	49	50	1
	Another member of the family drives the vehicle	314	35	63	2
	We don't own a vehicle	692	26	72	2
Language	Romanian/Moldovan	1032	34	65	1
	Russian	235	37	61	2
	Other	84	28	68	4

Annex 2.2.4.1: "Q30.To what extent do you agree or disagree with the following statements, which describe the news propaganda from Moldova?", N=461 (Figure 2.2.4)

		N	News propaganda are news which are frequently repeated over a long period of time			
			Agree, %	Neither /nor, %	Disagree, %	Don't know/No answer, %
Total		461	79	11	8	3
Gender	Male	237	78	13	6	2
	Female	224	80	8	9	3
Age	18 - 25 years	81	67	18	11	4
	26 - 35 years	94	80	8	9	3
	36 - 45 years	81	79	11	9	1
	46 - 65 years	145	86	8	5	2
	Over 65 years	59	77	10	8	5
Urban/Rural	Urban	252	80	10	9	1
	Rural	208	78	11	5	5
Region	North	123	82	9	6	2
	Centre	109	75	15	5	5
	Chisinau	144	80	11	8	1
	South	85	79	5	12	5
Borough	Botanica	22	86	9	5	0
	Buiucani	37	69	16	15	0
	Centre	31	72	15	13	0
	Ciocana	21	86	5	5	4
	Riscani	28	92	8	0	0
Education	Primary/Secondary School	31	73	14	9	4
	High school/Secondary	60	77	14	4	5
	Vocational	109	75	14	7	4
	Upper secondary vocational education	76	84	9	5	3
	Higher education	180	81	7	10	1
Occupation	Civil servant	10	86	14	0	0
	Director/ Manager	11	62	10	27	0
	Qualified specialist	95	89	6	5	0
	Qualified worker	72	82	14	2	2
	Unqualified worker	27	57	19	20	4
	Farmer in an individual farm	15	72	14	6	8
	Entrepreneur	8	78	12	10	0
	Student	36	74	12	10	3
	Maternity leave	23	72	4	16	8
	Pensioner	112	80	10	6	4
	Unemployed	47	79	11	6	4
Other	7	100	0	0	0	
Income	Less than 3000 MDL	122	79	11	7	3
	3000-5000 MDL	114	78	7	9	6
	5000 - 10000 MDL	115	77	14	7	2
	Over 10000 MDL	38	72	17	11	0
Vehicle	I drive the vehicle	164	84	8	6	2
	Another member of the family drives the vehicle	110	77	10	10	3
	We don't own a vehicle	182	76	13	8	4
Language	Romanian/Moldovan	349	81	12	5	3
	Russian	87	74	10	15	2
	Other	24	73	0	18	9

Annex 2.2.4.2: "Q30.To what extent do you agree or disagree with the following statements, which describe the news propaganda from Moldova?", N=461 (Figure 2.2.4)

		N	News propaganda are news which are broadcast on channels you don't trust			
			Agree, %	Neither /nor, %	Disagree, %	Don't know/No answer, %
Total		461	66	12	19	3
Gender	Male	237	65	14	18	4
	Female	224	66	11	20	3
Age	18 - 25 years	81	54	19	20	6
	26 - 35 years	94	59	10	31	0
	36 - 45 years	81	59	16	20	6
	46 - 65 years	145	74	10	13	3
	Over 65 years	59	80	6	13	2
Urban/Rural	Urban	252	59	14	24	3
	Rural	208	73	10	13	4
Region	North	123	67	15	11	6
	Centre	109	69	14	14	3
	Chisinau	144	60	11	28	1
	South	85	68	8	20	4
Borough	Botanica	22	69	13	14	5
	Buiucani	37	55	8	36	0
	Centre	31	37	16	48	0
	Ciocana	21	77	10	13	0
	Riscani	28	69	11	21	0
Education	Primary/Secondary School	31	70	0	23	7
	High school/Secondary	60	69	14	13	5
	Vocational	109	61	15	18	6
	Upper secondary vocational education	76	68	9	20	4
	Higher education	180	65	14	21	0
Occupation	Civil servant	10	64	24	12	0
	Director/ Manager	11	73	9	18	0
	Qualified specialist	95	66	10	24	0
	Qualified worker	72	66	17	17	0
	Unqualified worker	27	68	20	8	4
	Farmer in an individual farm	15	58	20	21	0
	Entrepreneur	8	60	0	24	16
	Student	36	60	13	18	8
	Maternity leave	23	61	8	27	4
	Pensioner	112	71	9	15	5
	Unemployed	47	54	12	27	7
Other	7	86	14	0	0	
Income	Less than 3000 MDL	122	71	10	14	4
	3000-5000 MDL	114	66	12	19	3
	5000 - 10000 MDL	115	64	13	22	1
	Over 10000 MDL	38	71	13	16	0
Vehicle	I drive the vehicle	164	65	16	17	1
	Another member of the family drives the vehicle	110	66	11	19	4
	We don't own a vehicle	182	65	9	21	5
Language	Romanian/Moldovan	349	68	12	17	3
	Russian	87	58	12	28	3
	Other	24	61	14	17	9

Annex 2.2.4.3 "Q30.To what extent do you agree or disagree with the following statements, which describe the news propaganda from Moldova?", N=461 (Figure 2.2.4)

		N	Propaganda news is news which report only on the achievements (good things about) of a single party or political leader			
			Agree, %	Neither /nor, %	Disagree, %	Don't know/No answer, %
Total		461	82	11	6	1
Gender	Male	237	83	11	6	0
	Female	224	82	11	7	1
Age	18 – 25 years	81	74	14	10	1
	26 – 35 years	94	74	15	10	0
	36 – 45 years	81	87	9	5	0
	46 – 65 years	145	89	7	3	1
	Over 65 years	59	82	9	7	1
Urban/Rural	Urban	252	79	14	7	0
	Rural	208	86	7	6	1
Region	North	123	87	5	6	2
	Centre	109	87	8	5	0
	Chisinau	144	72	19	9	0
	South	85	85	9	4	1
Borough	Botanica	22	77	9	14	0
	Buiucani	37	72	21	8	0
	Centre	31	63	28	9	0
	Ciocana	21	72	23	5	0
	Riscani	28	89	0	11	0
Education	Primary/Secondary School	31	84	16	0	0
	High school/Secondary	60	85	7	8	0
	Vocational	109	82	12	6	0
	Upper secondary vocational education	76	78	12	7	3
	Higher education	180	83	10	7	0
Occupation	Civil servant	10	100	0	0	0
	Director/ Manager	11	83	8	9	0
	Qualified specialist	95	81	12	6	0
	Qualified worker	72	84	11	5	0
	Unqualified worker	27	84	11	4	0
	Farmer in an individual farm	15	92	0	8	0
	Entrepreneur	8	77	0	23	0
	Student	36	70	16	10	3
	Maternity leave	23	72	8	20	0
	Pensioner	112	85	8	5	2
	Unemployed	47	75	20	4	0
Other	7	100	0	0	0	
Income	Less than 3000 MDL	122	84	8	6	1
	3000-5000 MDL	114	81	11	7	1
	5000 - 10000 MDL	115	81	13	6	0
	Over 10000 MDL	38	83	12	6	0
Vehicle	I drive the vehicle	164	86	11	3	0
	Another member of the family drives the vehicle	110	82	7	10	1
	We don't own a vehicle	182	78	14	8	1
Language	Romanian/Moldovan	349	85	9	5	1
	Russian	87	70	19	10	0
	Other	24	81	7	12	0

Annex 2.2.4.4: "Q30.To what extent do you agree or disagree with the following statements, which describe the news propaganda from Moldova?", N=461 (Figure 2.2.4)

		N	Propaganda news is news on which some celebrities promote certain political ideas			
			Agree, %	Neither/nor, %	Disagree, %	Don't know/No answer, %
Total		461	80	9	8	3
Gender	Male	237	79	10	8	2
	Female	224	82	7	8	3
Age	18 - 25 years	81	74	14	8	4
	26 - 35 years	94	77	7	15	1
	36 - 45 years	81	84	7	9	0
	46 - 65 years	145	86	7	5	3
	Over 65 years	59	77	11	4	8
Urban/Rural	Urban	252	81	10	7	2
	Rural	208	80	8	9	3
Region	North	123	83	8	5	3
	Centre	109	80	9	7	5
	Chisinau	144	83	10	5	2
	South	85	73	7	19	1
Borough	Botanica	22	95	0	5	0
	Buiucani	37	84	11	3	2
	Centre	31	62	25	10	3
	Ciocana	21	86	10	4	0
	Riscani	28	92	0	4	4
Education	Primary/Secondary School	31	84	6	7	3
	High school/Secondary	60	81	7	8	4
	Vocational	109	77	11	8	4
	Upper secondary vocational education	76	76	14	7	3
	Higher education	180	84	6	9	2
Occupation	Civil servant	10	88	0	12	0
	Director/ Manager	11	73	19	9	0
	Qualified specialist	95	89	4	6	1
	Qualified worker	72	80	10	9	1
	Unqualified worker	27	77	14	9	0
	Farmer in an individual farm	15	80	13	8	0
	Entrepreneur	8	76	24	0	0
	Student	36	77	9	8	6
	Maternity leave	23	72	0	28	0
	Pensioner	112	77	10	6	7
	Unemployed	47	86	7	4	2
Other	7	86	0	14	0	
Income	Less than 3000 MDL	122	78	8	8	6
	3000-5000 MDL	114	83	8	7	2
	5000 - 10000 MDL	115	78	9	12	2
	Over 10000 MDL	38	72	14	11	3
Vehicle	I drive the vehicle	164	83	8	8	1
	Another member of the family drives the vehicle	110	80	9	7	4
	We don't own a vehicle	182	79	9	9	3
Language	Romanian/Moldovan	349	83	8	7	2
	Russian	87	73	12	9	6
	Other	24	69	4	26	0

Annex 2.2.4.5: "Q30.To what extent do you agree or disagree with the following statements, which describe the news propaganda from Moldova?", N=461 (Figure 2.2.4)

		N	Church involvement in the promotion of parties/political ideas is propaganda			
			Agree, %	Neither /nor, %	Disagree, %	Don't know/No answer, %
Total		461	79	9	8	4
Gender	Male	237	78	11	8	3
	Female	224	80	8	7	5
Age	18 – 25 years	81	72	11	9	8
	26 – 35 years	94	81	10	8	2
	36 – 45 years	81	77	8	10	5
	46 – 65 years	145	82	9	7	2
	Over 65 years	59	79	8	7	6
Urban/Rural	Urban	252	79	10	9	2
	Rural	208	79	9	7	6
Region	North	123	80	11	6	3
	Centre	109	76	8	8	8
	Chisinau	144	82	8	9	1
	South	85	77	10	9	5
Borough	Botanica	22	77	9	10	4
	Buiucani	37	82	16	2	0
	Centre	31	72	3	21	3
	Ciocana	21	100	0	0	0
	Riscani	28	78	11	11	0
Education	Primary/Secondary School	31	71	10	7	13
	High school/Secondary	60	81	7	6	6
	Vocational	109	76	11	9	4
	Upper secondary vocational education	76	79	12	5	4
	Higher education	180	81	8	10	1
Occupation	Civil servant	10	66	22	12	0
	Director/ Manager	11	53	29	17	0
	Qualified specialist	95	87	6	7	0
	Qualified worker	72	83	8	7	2
	Unqualified worker	27	61	15	20	4
	Farmer in an individual farm	15	78	8	6	8
	Entrepreneur	8	100	0	0	0
	Student	36	75	11	6	8
	Maternity leave	23	67	8	12	13
	Pensioner	112	75	11	8	6
	Unemployed	47	85	7	2	6
Other	7	86	0	14	0	
Income	Less than 3000 MDL	122	77	11	8	4
	3000-5000 MDL	114	80	6	7	7
	5000 - 10000 MDL	115	75	14	6	4
	Over 10000 MDL	38	78	6	16	0
Vehicle	I drive the vehicle	164	81	9	9	1
	Another member of the family drives the vehicle	110	82	10	5	4
	We don't own a vehicle	182	75	9	8	7
Language	Romanian/Moldovan	349	81	10	6	4
	Russian	87	72	7	16	5
	Other	24	78	9	9	5

Annex 2.2.4.6: "Q30.To what extent do you agree or disagree with the following statements, which describe the news propaganda from Moldova?", N=461 (Figure 2.2.4)

		N	Propaganda news is news which frighten the population			
			Agree, %	Neither /nor, %	Disagree, %	Don't know/No answer, %
Total		461	66	12	19	3
Gender	Male	237	62	17	18	3
	Female	224	69	7	20	3
Age	18 - 25 years	81	57	18	18	7
	26 - 35 years	94	58	16	23	2
	36 - 45 years	81	68	13	16	3
	46 - 65 years	145	71	7	19	3
	Over 65 years	59	70	8	18	3
Urban/Rural	Urban	252	59	16	23	1
	Rural	208	73	7	14	6
Region	North	123	69	17	9	4
	Centre	109	69	8	18	6
	Chisinau	144	56	15	28	1
	South	85	72	4	21	3
Borough	Botanica	22	60	27	14	0
	Buiucani	37	58	14	28	0
	Centre	31	37	7	52	3
	Ciocana	21	62	24	13	0
	Riscani	28	62	11	28	0
Education	Primary/Secondary School	31	69	9	16	7
	High school/Secondary	60	67	14	12	7
	Vocational	109	67	10	20	3
	Upper secondary vocational education	76	71	8	18	3
	Higher education	180	61	15	22	2
Occupation	Civil servant	10	77	23	0	0
	Director/ Manager	11	35	39	17	9
	Qualified specialist	95	70	10	19	1
	Qualified worker	72	62	16	22	0
	Unqualified worker	27	67	17	16	0
	Farmer in an individual farm	15	60	6	14	20
	Entrepreneur	8	64	12	10	14
	Student	36	58	22	13	6
	Maternity leave	23	68	4	24	4
	Pensioner	112	67	8	20	5
	Unemployed	47	64	8	24	4
Other	7	100	0	0	0	
Income	Less than 3000 MDL	122	71	5	18	6
	3000-5000 MDL	114	68	10	19	3
	5000 - 10000 MDL	115	63	18	15	4
	Over 10000 MDL	38	65	20	15	0
Vehicle	I drive the vehicle	164	66	15	17	2
	Another member of the family drives the vehicle	110	67	9	19	5
	We don't own a vehicle	182	63	11	22	3
Language	Romanian/Moldovan	349	69	12	16	3
	Russian	87	52	14	29	4
	Other	24	60	4	36	0

Annex 2.2.4.7: "Q30.To what extent do you agree or disagree with the following statements, which describe the news propaganda from Moldova?", N=461 (Figure 2.2.4)

		N	Propaganda news is news which promote the advantages of neighbouring other countries			
			Agree, %	Neither /nor, %	Disagree, %	Don't know/No answer, %
Total		461	67	15	14	5
Gender	Male	237	67	17	12	4
	Female	224	67	13	15	5
Age	18 – 25 years	81	60	23	11	6
	26 – 35 years	94	61	14	22	2
	36 – 45 years	81	69	17	10	5
	46 – 65 years	145	69	12	14	6
	Over 65 years	59	79	11	9	2
Urban/Rural	Urban	252	66	15	17	2
	Rural	208	68	14	10	8
Region	North	123	74	13	6	6
	Centre	109	65	15	14	6
	Chisinau	144	62	19	17	2
	South	85	67	11	19	4
Borough	Botanica	22	87	8	5	0
	Buiucani	37	48	26	26	0
	Centre	31	51	15	28	6
	Ciocana	21	85	15	0	0
	Riscani	28	50	29	18	4
Education	Primary/Secondary School	31	73	17	4	6
	High school/Secondary	60	75	12	5	9
	Vocational	109	65	18	14	4
	Upper secondary vocational education	76	68	17	8	7
	Higher education	180	64	13	21	3
Occupation	Civil servant	10	74	14	12	0
	Director/ Manager	11	53	29	17	0
	Qualified specialist	95	69	11	16	5
	Qualified worker	72	73	16	9	2
	Unqualified worker	27	56	21	20	4
	Farmer in an individual farm	15	72	6	14	8
	Entrepreneur	8	64	12	10	14
	Student	36	60	24	8	8
	Maternity leave	23	51	8	36	4
	Pensioner	112	69	13	12	5
	Unemployed	47	67	22	8	4
Other	7	100	0	0	0	
Income	Less than 3000 MDL	122	70	16	9	6
	3000-5000 MDL	114	65	14	14	7
	5000 - 10000 MDL	115	65	15	18	3
	Over 10000 MDL	38	64	12	21	3
Vehicle	I drive the vehicle	164	74	11	12	3
	Another member of the family drives the vehicle	110	58	18	19	5
	We don't own a vehicle	182	66	16	12	6
Language	Romanian/Moldovan	349	68	16	11	5
	Russian	87	64	10	22	3
	Other	24	57	17	21	5

"Q30.To what extent do you agree or disagree with the following statements, which describe the news propaganda from Moldova?", N=461 (Figure 2.2.4)

		N	Propaganda news is news which criticise only some political parties			
			Agree, %	Neither /nor, %	Disagree, %	Don't know/No answer, %
Total		461	76	13	9	2
Gender	Male	237	77	12	8	2
	Female	224	76	14	9	1
Age	18 - 25 years	81	75	13	8	4
	26 - 35 years	94	70	18	12	0
	36 - 45 years	81	78	9	11	3
	46 - 65 years	145	81	11	6	2
	Over 65 years	59	76	16	7	1
Urban/Rural	Urban	252	70	16	13	1
	Rural	208	85	9	4	3
Region	North	123	84	6	6	3
	Centre	109	84	9	5	2
	Chisinau	144	68	23	9	0
	South	85	69	11	17	3
Borough	Botanica	22	65	17	18	0
	Buiucani	37	64	31	5	0
	Centre	31	61	33	6	0
	Ciocana	21	72	18	10	0
	Riscani	28	79	11	10	0
Education	Primary/Secondary School	31	73	16	7	4
	High school/Secondary	60	88	6	5	2
	Vocational	109	77	12	10	1
	Upper secondary vocational education	76	72	19	5	4
	Higher education	180	74	13	12	1
Occupation	Civil servant	10	88	0	12	0
	Director/ Manager	11	72	9	19	0
	Qualified specialist	95	78	15	8	0
	Qualified worker	72	74	14	10	2
	Unqualified worker	27	88	12	0	0
	Farmer in an individual farm	15	94	0	6	0
	Entrepreneur	8	80	10	10	0
	Student	36	73	19	3	6
	Maternity leave	23	72	12	16	0
	Pensioner	112	76	15	5	4
	Unemployed	47	74	10	13	3
Other	7	100	0	0	0	
Income	Less than 3000 MDL	122	82	10	5	3
	3000-5000 MDL	114	72	16	11	2
	5000 - 10000 MDL	115	81	12	7	0
	Over 10000 MDL	38	66	14	17	4
Vehicle	I drive the vehicle	164	78	12	8	2
	Another member of the family drives the vehicle	110	76	11	10	3
	We don't own a vehicle	182	75	15	8	2
Language	Romanian/Moldovan	349	81	12	5	2
	Russian	87	66	12	20	2
	Other	24	53	25	17	5

"Q30.To what extent do you agree or disagree with the following statements, which describe the news propaganda from Moldova?", N=461 (Figure 2.2.4)

		N	Propaganda news is political news, promoting a single point of view			
			Agree, %	Neither/nor, %	Disagree, %	Don't know/No answer, %
Total		461	88	6	4	2
Gender	Male	237	87	6	4	2
	Female	224	89	5	4	2
Age	18 – 25 years	81	82	11	4	3
	26 – 35 years	94	84	8	7	1
	36 – 45 years	81	90	6	2	2
	46 – 65 years	145	93	2	3	2
	Over 65 years	59	91	3	4	2
Urban/Rural	Urban	252	88	7	4	1
	Rural	208	88	4	4	4
Region	North	123	89	6	3	2
	Centre	109	89	6	2	4
	Chisinau	144	91	5	4	0
	South	85	81	6	9	3
Borough	Botanica	22	95	0	5	0
	Buiucani	37	84	10	6	0
	Centre	31	91	9	0	0
	Ciocana	21	91	5	4	0
	Riscani	28	96	0	4	0
Education	Primary/Secondary School	31	85	6	0	10
	High school/Secondary	60	86	6	5	4
	Vocational	109	92	4	4	0
	Upper secondary vocational education	76	89	6	4	2
	Higher education	180	87	7	5	1
Occupation	Civil servant	10	88	12	0	0
	Director/ Manager	11	90	10	0	0
	Qualified specialist	95	89	9	1	1
	Qualified worker	72	94	3	3	0
	Unqualified worker	27	72	8	16	4
	Farmer in an individual farm	15	92	0	0	8
	Entrepreneur	8	78	0	22	0
	Student	36	81	13	3	3
	Maternity leave	23	80	4	16	0
	Pensioner	112	91	3	2	4
	Unemployed	47	86	8	4	2
Other	7	100	0	0	0	
Income	Less than 3000 MDL	122	89	4	3	4
	3000-5000 MDL	114	87	5	5	3
	5000 - 10000 MDL	115	87	7	6	1
	Over 10000 MDL	38	84	13	3	0
Vehicle	I drive the vehicle	164	91	7	1	1
	Another member of the family drives the vehicle	110	87	5	7	2
	We don't own a vehicle	182	87	5	5	3
Language	Romanian/Moldovan	349	89	6	3	2
	Russian	87	87	7	4	2
	Other	24	82	0	13	5

Annex 2.2.4.10: "Q30.To what extent do you agree or disagree with the following statements, which describe the news propaganda from Moldova?", N=461 (Figure 2.2.4)

		N	Propaganda news is news which praise the government			
			Agree, %	Neither /nor, %	Disagree, %	Don't know/No answer, %
Total		461	77	15	6	2
Gender	Male	237	77	14	6	2
	Female	224	77	15	5	2
Age	18 – 25 years	81	71	17	7	5
	26 – 35 years	94	75	17	5	2
	36 – 45 years	81	77	14	9	0
	46 – 65 years	145	80	14	3	3
	Over 65 years	59	84	9	5	1
Urban/Rural	Urban	252	77	17	4	2
	Rural	208	78	11	7	3
Region	North	123	85	8	4	4
	Centre	109	76	16	6	3
	Chisinau	144	70	24	4	1
	South	85	82	6	11	1
Borough	Botanica	22	77	8	14	0
	Buiucani	37	69	28	2	0
	Centre	31	47	43	3	7
	Ciocana	21	86	14	0	0
	Riscani	28	79	17	4	0
Education	Primary/Secondary School	31	87	13	0	0
	High school/Secondary	60	75	13	11	0
	Vocational	109	74	17	5	4
	Upper secondary vocational education	76	74	17	5	4
	Higher education	180	80	13	6	2
Occupation	Civil servant	10	88	0	12	0
	Director/ Manager	11	54	27	19	0
	Qualified specialist	95	80	16	3	1
	Qualified worker	72	80	12	7	0
	Unqualified worker	27	79	12	9	0
	Farmer in an individual farm	15	52	21	19	8
	Entrepreneur	8	76	24	0	0
	Student	36	71	13	10	6
	Maternity leave	23	80	12	8	0
	Pensioner	112	82	12	3	3
	Unemployed	47	72	22	2	4
Other	7	86	0	0	14	
Income	Less than 3000 MDL	122	78	14	5	2
	3000-5000 MDL	114	78	14	4	4
	5000 - 10000 MDL	115	80	14	6	0
	Over 10000 MDL	38	68	16	13	3
Vehicle	I drive the vehicle	164	80	15	5	1
	Another member of the family drives the vehicle	110	81	11	5	4
	We don't own a vehicle	182	73	17	6	3
Language	Romanian/Moldovan	349	79	13	5	3
	Russian	87	72	18	8	2
	Other	24	67	20	13	0

Annex 2.2.4.11: "Q30.To what extent do you agree or disagree with the following statements, which describe the news propaganda from Moldova?", N=461 (Figure 2.2.4)

		N	Propaganda news is news which criticises the government			
			Agree, %	Neither/nor, %	Disagree, %	Don't know/No answer, %
Total		461	37	27	34	2
Gender	Male	237	35	29	34	1
	Female	224	39	24	35	2
Age	18 - 25 years	81	38	32	29	1
	26 - 35 years	94	33	33	33	1
	36 - 45 years	81	36	22	42	0
	46 - 65 years	145	37	26	34	3
	Over 65 years	59	45	19	34	2
Urban/Rural	Urban	252	33	31	36	0
	Rural	208	43	22	32	3
Region	North	123	43	25	30	2
	Centre	109	40	23	33	4
	Chisinau	144	28	35	35	1
	South	85	40	19	40	0
Borough	Botanica	22	37	22	41	0
	Buiucani	37	30	49	21	0
	Centre	31	12	56	29	3
	Ciocana	21	54	13	33	0
	Riscani	28	17	20	63	0
Education	Primary/Secondary School	31	38	31	31	0
	High school/Secondary	60	46	22	30	2
	Vocational	109	39	25	35	2
	Upper secondary vocational education	76	35	28	33	4
	Higher education	180	34	28	36	1
Occupation	Civil servant	10	30	37	33	0
	Director/ Manager	11	0	27	73	0
	Qualified specialist	95	37	30	32	1
	Qualified worker	72	35	27	38	0
	Unqualified worker	27	34	27	38	0
	Farmer in an individual farm	15	44	20	28	8
	Entrepreneur	8	60	24	16	0
	Student	36	43	25	29	3
	Maternity leave	23	48	20	32	0
	Pensioner	112	39	25	34	2
	Unemployed	47	36	30	30	4
Other	7	58	14	28	0	
Income	Less than 3000 MDL	122	42	25	31	2
	3000-5000 MDL	114	40	24	33	3
	5000 - 10000 MDL	115	33	30	37	1
	Over 10000 MDL	38	35	38	27	0
Vehicle	I drive the vehicle	164	37	28	34	1
	Another member of the family drives the vehicle	110	34	29	33	5
	We don't own a vehicle	182	39	24	36	1
Language	Romanian/Moldovan	349	37	27	34	2
	Russian	87	43	27	28	1
	Other	24	17	28	55	0

Annex 2.2.4.12: "Q30.To what extent do you agree or disagree with the following statements, which describe the news propaganda from Moldova?", N=461 (Figure 2.2.4)

		N	Propaganda news is news which praise the president of the country			
			Agree, %	Neither/nor, %	Disagree, %	Don't know/No answer, %
Total		461	65	19	13	2
Gender	Male	237	63	21	13	3
	Female	224	67	17	14	2
Age	18 – 25 years	81	58	24	13	5
	26 – 35 years	94	58	26	15	1
	36 – 45 years	81	62	18	17	3
	46 – 65 years	145	75	14	9	1
	Over 65 years	59	67	15	16	1
Urban/Rural	Urban	252	56	26	17	2
	Rural	208	76	11	9	3
Region	North	123	70	14	13	4
	Centre	109	74	18	7	1
	Chisinau	144	48	31	20	1
	South	85	76	9	10	4
Borough	Botanica	22	52	17	27	4
	Buiucani	37	45	38	18	0
	Centre	31	28	49	19	3
	Ciocana	21	69	14	17	0
	Riscani	28	48	30	21	0
Education	Primary/Secondary School	31	77	14	10	0
	High school/Secondary	60	72	12	11	5
	Vocational	109	62	23	11	3
	Upper secondary vocational education	76	72	18	9	2
	Higher education	180	60	20	18	2
Occupation	Civil servant	10	74	14	12	0
	Director/ Manager	11	25	37	29	9
	Qualified specialist	95	64	21	14	1
	Qualified worker	72	69	18	12	2
	Unqualified worker	27	67	17	16	0
	Farmer in an individual farm	15	66	28	6	0
	Entrepreneur	8	38	36	10	16
	Student	36	55	28	11	6
	Maternity leave	23	69	8	24	0
	Pensioner	112	71	16	11	3
Unemployed	47	68	17	13	2	
Other	7	86	14	0	0	
Income	Less than 3000 MDL	122	76	14	7	2
	3000-5000 MDL	114	69	15	13	3
	5000 - 10000 MDL	115	61	26	12	2
	Over 10000 MDL	38	57	27	16	0
Vehicle	I drive the vehicle	164	66	20	11	2
	Another member of the family drives the vehicle	110	68	16	13	3
	We don't own a vehicle	182	62	20	16	2
Language	Romanian/Moldovan	349	73	16	10	2
	Russian	87	44	30	25	2
	Other	24	32	34	21	13

Annex 2.2.4.13: "Q30.To what extent do you agree or disagree with the following statements, which describe the news propaganda from Moldova?", N=461 (Figure 2.2.4)

		N	Propaganda news is political news aiming at changing opinions, attitudes and behaviours			
			Agree, %	Neither/nor, %	Disagree, %	Don't know/No answer, %
Total		461	85	7	5	3
Gender	Male	237	83	9	5	3
	Female	224	88	6	5	2
Age	18 – 25 years	81	78	13	5	4
	26 – 35 years	94	86	10	4	0
	36 – 45 years	81	82	6	6	5
	46 – 65 years	145	88	5	4	3
	Over 65 years	59	92	2	6	0
Urban/Rural	Urban	252	88	7	4	1
	Rural	208	82	7	6	5
Region	North	123	82	10	5	3
	Centre	109	84	6	5	5
	Chisinau	144	92	5	2	1
	South	85	80	8	10	2
Borough	Botanica	22	90	5	5	0
	Buiucani	37	97	0	3	0
	Centre	31	97	3	0	0
	Ciocana	21	92	4	0	4
	Riscani	28	92	4	4	0
Education	Primary/Secondary School	31	72	14	4	10
	High school/Secondary	60	89	5	2	5
	Vocational	109	82	6	9	3
	Upper secondary vocational education	76	90	6	2	2
	Higher education	180	87	8	5	0
Occupation	Civil servant	10	72	28	0	0
	Director/ Manager	11	90	10	0	0
	Qualified specialist	95	88	8	4	0
	Qualified worker	72	93	3	1	3
	Unqualified worker	27	84	0	13	4
	Farmer in an individual farm	15	85	0	0	15
	Entrepreneur	8	74	10	0	16
	Student	36	77	15	5	3
	Maternity leave	23	84	4	12	0
	Pensioner	112	86	6	6	3
	Unemployed	47	81	10	4	4
Other	7	100	0	0	0	
Income	Less than 3000 MDL	122	84	7	7	2
	3000-5000 MDL	114	83	4	6	6
	5000 - 10000 MDL	115	89	7	3	1
	Over 10000 MDL	38	83	14	3	0
Vehicle	I drive the vehicle	164	87	8	3	2
	Another member of the family drives the vehicle	110	86	6	7	1
	We don't own a vehicle	182	84	7	5	4
Language	Romanian/Moldovan	349	87	7	3	3
	Russian	87	88	5	6	1
	Other	24	58	14	22	5

Annex 2.3.1: "Q33. As far as you know or heard of, are Moldovan citizens able to report or submit an official complaint if they come across fake, offensive news, which infringe someone's rights", N=1353 (Figure 2.3.1)

		N	Yes, %	No, %	Don't know/ No answer, %
Total		1353	36	53	11
Gender	Male	639	35	54	11
	Female	714	37	52	11
Age	18 - 25 years	200	42	48	10
	26 - 35 years	219	41	52	7
	36 - 45 years	189	39	50	11
	46 - 65 years	482	34	55	11
	Over 65 years	262	28	56	16
Urban/Rural	Urban	605	36	53	11
	Rural	748	36	53	11
Region	North	380	39	48	13
	Centre	337	34	52	15
	Chisinau	329	44	45	11
	South	307	27	67	6
Borough	Botanica	59	40	42	18
	Buiucani	75	45	45	9
	Centre	54	44	44	12
	Ciocana	56	37	62	2
	Riscani	57	53	37	10
Education	Primary/Secondary School	248	25	54	21
	High school/Secondary	246	36	52	12
	Vocational	386	34	56	10
	Upper secondary vocational education	169	37	52	12
	Higher education	294	48	48	4
Occupation	Civil servant	17	50	50	0
	Director/ Manager	15	54	38	7
	Qualified specialist	161	45	49	6
	Qualified worker	192	35	57	8
	Unqualified worker	107	34	55	11
	Farmer in an individual farm	59	34	57	9
	Entrepreneur	13	45	48	7
	Student	83	50	36	14
	Maternity leave	66	46	47	7
	Pensioner	450	28	57	15
	Unemployed	191	34	55	11
Other	18	60	28	12	
Income	Less than 3000 MDL	511	31	56	13
	3000-5000 MDL	345	36	55	9
	5000 - 10000 MDL	248	45	45	10
	Over 10000 MDL	72	52	39	9
Vehicle	I drive the vehicle	338	39	52	9
	Another member of the family drives the vehicle	314	43	48	9
	We don't own a vehicle	692	31	56	13
Language	Romanian/Moldovan	1032	39	49	12
	Russian	235	29	62	9
	Other	84	21	67	12

Annex 2.3.2.1: "Q34. As far as you know or heard, where could citizens report or submit an official complaint to if they would come across such news?", N=487 (Figure 2.3.2)

		N	To the media outlet which has published/broadcast the news, %	Police, %	Broadcasting Council, %	Press Council, %
Total		487	14	13	10	10
Gender	Male	224	17	15	11	12
	Female	263	11	12	9	8
Age	18 – 25 years	85	19	16	13	12
	26 – 35 years	90	13	11	13	15
	36 – 45 years	74	22	16	10	7
	46 – 65 years	164	11	14	8	10
	Over 65 years	74	9	9	7	3
Urban/Rural	Urban	218	16	12	10	8
	Rural	269	12	14	9	11
Region	North	147	11	12	10	8
	Centre	113	16	17	12	15
	Chisinau	145	19	13	10	7
	South	82	8	12	8	11
Borough	Botanica	23	13	8	8	4
	Buiucani	34	22	0	14	5
	Centre	24	17	8	0	12
	Ciocana	20	19	14	18	4
	Riscani	30	24	23	9	6
Education	Primary/Secondary School	63	10	23	3	10
	High school/Secondary	89	11	16	9	16
	Vocational	130	10	12	6	8
	Upper secondary vocational education	62	17	4	5	5
	Higher education	142	20	13	20	8
Occupation	Civil servant	9	0	25	31	0
	Director/ Manager	8	0	14	13	13
	Qualified specialist	72	21	5	20	9
	Qualified worker	67	16	15	6	13
	Unqualified worker	36	2	9	3	3
	Farmer in an individual farm	20	6	30	0	15
	Entrepreneur	6	52	19	19	0
	Student	41	29	14	12	9
	Maternity leave	30	12	21	9	13
	Pensioner	127	7	9	8	8
	Unemployed	64	14	23	6	8
Other	11	10	0	10	21	
Income	Less than 3000 MDL	156	10	10	7	7
	3000-5000 MDL	124	15	14	6	10
	5000 - 10000 MDL	110	11	18	14	11
	Over 10000 MDL	38	27	16	13	11
Vehicle	I drive the vehicle	132	21	19	11	11
	Another member of the family drives the vehicle	133	12	11	9	13
	We don't own a vehicle	217	12	11	10	6
Language	Romanian/Moldovan	400	12	14	11	11
	Russian	69	23	11	8	6
	Other	18	21	8	0	0

Annex 2.3.2.1: "Q34. As far as you know or heard, where could citizens report or submit an official complaint to if they would come across such news?", N=487 (Figure 2.3.2)

		N	Court of law, %	Media NGOs (IJC, API, Freedom House, Jurists for Human Rights), %	Stop Fals (portal, application, FB page), %
Total		487	7	4	3
Gender	Male	224	6	3	3
	Female	263	7	5	3
Age	18 – 25 years	85	8	2	7
	26 – 35 years	90	1	7	5
	36 – 45 years	74	9	7	2
	46 – 65 years	164	6	3	2
	Over 65 years	74	9	1	0
Urban/Rural	Urban	218	6	6	6
	Rural	269	7	2	1
Region	North	147	4	1	0
	Centre	113	10	3	2
	Chisinau	145	8	8	8
	South	82	5	4	2
Borough	Botanica	23	12	4	0
	Buiucani	34	8	6	11
	Centre	24	9	8	0
	Ciocana	20	0	13	9
	Riscani	30	10	9	16
Education	Primary/Secondary School	63	7	0	0
	High school/Secondary	89	3	4	1
	Vocational	130	9	2	1
	Upper secondary vocational education	62	7	5	5
	Higher education	142	7	7	7
Occupation	Civil servant	9	0	0	0
	Director/ Manager	8	25	0	0
	Qualified specialist	72	7	8	8
	Qualified worker	67	3	3	2
	Unqualified worker	36	12	2	0
	Farmer in an individual farm	20	6	0	0
	Entrepreneur	6	0	19	0
	Student	41	5	2	13
	Maternity leave	30	3	9	9
	Pensioner	127	9	3	1
	Unemployed	64	5	3	0
Other	11	21	0	0	
Income	Less than 3000 MDL	156	9	2	1
	3000-5000 MDL	124	6	4	1
	5000 - 10000 MDL	110	4	6	4
	Over 10000 MDL	38	8	8	8
Vehicle	I drive the vehicle	132	6	2	3
	Another member of the family drives the vehicle	133	5	7	5
	We don't own a vehicle	217	7	3	2
Language	Romanian/Moldovan	400	6	4	4
	Russian	69	13	4	1
	Other	18	0	11	0

Annex 2.3.2.3: "Q34. As far as you know or heard, where could citizens report or submit an official complaint to if they would come across such news?", N=487 (Figure 2.3.2)

		N	Other, %	No answer, %	Don't know, %
Total		487	11	0.4	41
Gender	Male	224	10	0	38
	Female	263	11	1	44
Age	18 – 25 years	85	7	0	35
	26 – 35 years	90	4	0	46
	36 – 45 years	74	8	1	35
	46 – 65 years	164	14	0	43
	Over 65 years	74	20	1	45
Urban/Rural	Urban	218	8	0	43
	Rural	269	13	1	40
Region	North	147	19	0	40
	Centre	113	10	0	35
	Chisinau	145	5	0	40
	South	82	5	2	54
Borough	Botanica	23	16	0	40
	Buiucani	34	3	0	41
	Centre	24	7	0	56
	Ciocana	20	5	0	50
	Riscani	30	0	0	28
Education	Primary/Secondary School	63	17	0	33
	High school/Secondary	89	8	1	44
	Vocational	130	10	1	47
	Upper secondary vocational education	62	14	0	51
	Higher education	142	9	0	33
Occupation	Civil servant	9	0	0	44
	Director/ Manager	8	0	0	48
	Qualified specialist	72	7	0	35
	Qualified worker	67	7	0	41
	Unqualified worker	36	10	0	59
	Farmer in an individual farm	20	6	0	43
	Entrepreneur	6	14	0	15
	Student	41	5	0	36
	Maternity leave	30	3	3	39
	Pensioner	127	19	1	45
	Unemployed	64	13	0	40
Other	11	10	0	38	
Income	Less than 3000 MDL	156	18	1	44
	3000-5000 MDL	124	10	1	43
	5000 - 10000 MDL	110	5	0	37
	Over 10000 MDL	38	3	0	39
Vehicle	I drive the vehicle	132	9	0	33
	Another member of the family drives the vehicle	133	11	1	39
	We don't own a vehicle	217	11	0.4	48
Language	Romanian/Moldovan	400	11	0.2	40
	Russian	69	10	1	44
	Other	18	11	0	56

Annex 3.1.1.1: "Q5. How often do you use the following sources for information purposes?", N=1353 (Figure 3.1.1)

		N	TV				
			Daily, %	At least once per week, %	Less than once per week, %	I don't use it / No account, %	Don't know/ No answer, %
Total		1353	68	17	5	9	1
Gender	Male	639	64	20	5	10	0.2
	Female	714	71	15	4	9	1
Age	18 - 25 years	200	33	21	19	26	1
	26 - 35 years	219	56	27	5	11	1
	36 - 45 years	189	70	24	2	4	0.5
	46 - 65 years	482	81	13	2	5	0.2
	Over 65 years	262	79	11	2	7	1
Urban/Rural	Urban	605	68	17	4	10	1
	Rural	748	68	18	5	8	1
Region	North	380	67	17	6	10	0.5
	Centre	337	70	20	5	4	1
	Chisinau	329	63	17	5	14	1
	South	307	71	16	3	10	0
Borough	Botanica	59	66	15	5	13	2
	Buiucani	75	54	21	6	18	1
	Centre	54	67	17	4	12	0
	Ciocana	56	62	18	2	17	2
	Riscani	57	75	13	6	5	0
Education	Primary/Secondary School	248	63	18	6	12	1
	High school/Secondary	246	64	17	7	11	1
	Vocational	386	76	15	4	4	0.5
	Upper secondary vocational education	169	69	17	6	8	0
	Higher education	294	65	19	2	13	0.3
Occupation	Civil servant	17	65	21	0	14	0
	Director/ Manager	15	36	28	0	36	0
	Qualified specialist	161	65	21	2	11	1
	Qualified worker	192	68	20	6	6	0
	Unqualified worker	107	69	19	1	11	0
	Farmer in an individual farm	59	55	29	11	4	2
	Entrepreneur	13	61	15	0	15	8
	Student	83	29	23	22	24	1
	Maternity leave	66	60	21	7	12	0
	Pensioner	450	81	11	2	5	1
	Unemployed	191	67	16	4	12	0.5
Other	18	53	6	18	18	5	
Income	Less than 3000 MDL	511	75	14	3	7	1
	3000-5000 MDL	345	71	16	5	7	1
	5000 - 10000 MDL	248	60	23	6	10	0.4
	Over 10000 MDL	72	52	27	7	14	0
Vehicle	I drive the vehicle	338	63	20	5	11	1
	Another member of the family drives the vehicle	314	68	17	6	8	1
	We don't own a vehicle	692	70	16	4	9	0.4
Language	Romanian/Moldovan	1032	67	18	5	10	0.5
	Russian	235	70	18	3	8	1
	Other	84	75	12	6	5	1

Annex 3.1.1.2: "Q5. How often do you use the following information sources?", N=1353 (Figure 3.1.1)

		N	Social networks				
			Daily, %	At least once per week, %	Less than once per week, %	I don't use it/No account, %	DON'T KNOW /NO ANSWER, %
Total		1353	34	11	2	48	4
Gender	Male	639	35	13	2	46	4
	Female	714	34	9	2	50	4
Age	18 - 25 years	200	76	12	3	8	1
	26 - 35 years	219	64	19	3	14	1
	36 - 45 years	189	43	19	5	30	3
	46 - 65 years	482	16	8	2	68	5
	Over 65 years	262	5	3	0	84	8
Urban/Rural	Urban	605	41	14	3	39	4
	Rural	748	29	9	2	56	4
Region	North	380	31	9	3	54	3
	Centre	337	23	13	4	55	6
	Chisinau	329	45	14	2	35	4
	South	307	39	8	1	49	3
Borough	Botanica	59	50	11	2	28	10
	Buiucani	75	49	19	0	32	0
	Centre	54	39	23	4	33	2
	Ciocana	56	44	8	2	43	3
	Riscani	57	41	10	3	44	2
Education	Primary/Secondary School	248	15	3	1	76	5
	High school/Secondary	246	37	8	3	47	5
	Vocational	386	27	13	2	54	4
	Upper secondary vocational education	169	43	14	4	36	3
	Higher education	294	53	16	2	26	3
Occupation	Civil servant	17	66	16	0	13	5
	Director/ Manager	15	48	22	0	30	0
	Qualified specialist	161	59	20	2	18	1
	Qualified worker	192	44	14	4	33	5
	Unqualified worker	107	38	9	2	50	1
	Farmer in an individual farm	59	13	13	3	61	10
	Entrepreneur	13	29	8	24	40	0
	Student	83	74	13	2	10	0
	Maternity leave	66	74	19	0	7	0
	Pensioner	450	9	4	0.2	80	7
	Unemployed	191	32	11	4	51	2
Other	18	70	12	6	12	0	
Income	Less than 3000 MDL	511	16	5	1	71	7
	3000-5000 MDL	345	38	14	3	42	3
	5000 - 10000 MDL	248	56	14	3	26	2
	Over 10000 MDL	72	60	15	4	19	1
Vehicle	I drive the vehicle	338	47	16	3	33	1
	Another member of the family drives the vehicle	314	44	13	4	35	3
	We don't own a vehicle	692	24	7	1	62	6
Language	Romanian/Moldovan	1032	35	10	2	48	4
	Russian	235	31	14	2	50	4
	Other	84	40	13	3	43	2

Annex 3.1.1.3: "Q5. How often do you use the following sources for information purposes?", N=1353 (Figure 3.1.1)

		N	Radio broadcasting				
			Daily, %	At least once per week, %	Less than once per week, %	I don't use it/No account, %	DON'T KNOW/NO ANSWER, %
Total		1353	25	12	7	52	3
Gender	Male	639	30	15	7	44	3
	Female	714	22	10	7	58	4
Age	18 - 25 years	200	9	9	11	65	5
	26 - 35 years	219	23	16	6	50	5
	36 - 45 years	189	24	11	9	54	2
	46 - 65 years	482	32	14	6	46	2
	Over 65 years	262	30	9	5	52	4
Urban/Rural	Urban	605	16	10	8	60	5
	Rural	748	33	14	6	45	2
Region	North	380	24	8	9	57	3
	Centre	337	30	20	9	38	4
	Chisinau	329	18	9	6	61	6
	South	307	30	12	6	51	2
Borough	Botanica	59	15	11	2	55	18
	Buiucani	75	21	5	3	68	3
	Centre	54	14	17	8	61	0
	Ciocana	56	18	12	12	54	3
	Riscani	57	15	7	5	70	3
Education	Primary/Secondary School	248	27	10	5	56	2
	High school/Secondary	246	26	11	9	50	5
	Vocational	386	29	13	7	48	3
	Upper secondary vocational education	169	21	16	9	52	3
	Higher education	294	22	11	7	55	5
Occupation	Civil servant	17	32	17	0	41	10
	Director/ Manager	15	15	7	7	71	0
	Qualified specialist	161	27	14	7	51	1
	Qualified worker	192	22	11	10	52	6
	Unqualified worker	107	31	22	4	43	1
	Farmer in an individual farm	59	30	15	10	42	4
	Entrepreneur	13	14	8	0	69	8
	Student	83	5	10	12	65	8
	Maternity leave	66	7	10	11	67	5
	Pensioner	450	35	9	5	48	3
	Unemployed	191	22	15	6	55	1
Other	18	12	6	6	71	5	
Income	Less than 3000 MDL	511	35	10	5	47	4
	3000-5000 MDL	345	26	15	5	51	3
	5000 - 10000 MDL	248	19	14	9	52	6
	Over 10000 MDL	72	18	13	11	54	4
Vehicle	I drive the vehicle	338	30	13	7	45	4
	Another member of the family drives the vehicle	314	19	12	10	56	3
	We don't own a vehicle	692	26	11	6	54	3
Language	Romanian/Moldovan	1032	28	13	8	48	3
	Russian	235	14	10	6	66	4
	Other	84	23	10	5	60	2

Annex 3.1.1.4: "Q5. How often do you use the following sources for information purposes?", N=1353 (Figure 3.1.1)

		N	News websites (video or text)				DO NOT KNOW/NO ANSWER, %
			Daily, %	At least once per week, %	Less than once per week, %	I don't use it/No account, %	
Total		1353	21	14	3	58	5
Gender	Male	639	21	16	3	55	5
	Female	714	20	12	3	60	5
Age	18 - 25 years	200	41	26	8	22	3
	26 - 35 years	219	43	24	2	29	2
	36 - 45 years	189	22	20	4	50	4
	46 - 65 years	482	11	8	2	74	5
	Over 65 years	262	5	3	0.3	85	8
Urban/Rural	Urban	605	27	18	3	49	4
	Rural	748	16	11	3	65	5
Region	North	380	19	15	2	60	3
	Centre	337	14	15	5	60	7
	Chisinau	329	29	19	4	44	6
	South	307	23	6	2	67	3
Borough	Botanica	59	30	16	2	41	11
	Buiucani	75	27	18	7	47	1
	Centre	54	25	25	3	47	0
	Ciocana	56	45	14	2	36	3
	Riscani	57	21	22	3	50	3
Education	Primary/Secondary School	248	7	4	2	82	5
	High school/Secondary	246	16	13	3	60	7
	Vocational	386	15	11	3	67	4
	Upper secondary vocational education	169	25	23	6	43	3
	Higher education	294	40	22	2	33	3
Occupation	Civil servant	17	54	25	0	11	10
	Director/ Manager	15	35	28	0	37	0
	Qualified specialist	161	38	24	4	33	2
	Qualified worker	192	25	18	5	47	6
	Unqualified worker	107	22	10	1	66	1
	Farmer in an individual farm	59	5	16	7	63	8
	Entrepreneur	13	8	30	7	54	0
	Student	83	32	35	9	22	3
	Maternity leave	66	54	14	4	25	3
	Pensioner	450	7	4	0.4	82	7
	Unemployed	191	20	13	3	62	2
Other	18	23	18	18	36	5	
Income	Less than 3000 MDL	511	10	6	1	77	6
	3000-5000 MDL	345	22	13	5	55	4
	5000 - 10000 MDL	248	36	20	3	37	4
	Over 10000 MDL	72	35	32	0	30	4
Vehicle	I drive the vehicle	338	30	23	3	41	3
	Another member of the family drives the vehicle	314	26	18	5	48	3
	We don't own a vehicle	692	13	8	2	71	6
Language	Romanian/Moldovan	1032	19	15	3	58	5
	Russian	235	28	13	2	55	3
	Other	84	21	10	2	65	2

Annex 3.1.1.5: "Q5. How often do you use the following sources for information purposes?", N=1353 (Figure 3.1.1)

		N	YouTube Channels				DON'T KNOW/NO ANSWER, %
			Daily, %	At least once per week, %	Less than once per week, %	I don't use it/No account, %	
Total		1353	16	13	3	63	5
Gender	Male	639	18	15	3	59	5
	Female	714	15	11	3	67	4
Age	18 - 25 years	200	39	24	5	30	2
	26 - 35 years	219	31	27	5	35	1
	36 - 45 years	189	18	17	3	59	3
	46 - 65 years	482	7	7	2	79	6
	Over 65 years	262	2	1	2	86	9
Urban/Rural	Urban	605	22	16	3	56	4
	Rural	748	12	11	3	69	5
Region	North	380	16	6	2	72	5
	Centre	337	10	16	3	65	6
	Chisinau	329	26	20	3	48	4
	South	307	14	12	4	68	3
Borough	Botanica	59	30	13	2	45	10
	Buiucani	75	27	22	3	48	0
	Centre	54	30	23	2	44	2
	Ciocana	56	33	12	5	47	3
	Riscani	57	10	25	3	60	2
Education	Primary/Secondary School	248	6	6	0.3	82	6
	High school/Secondary	246	18	11	2	63	7
	Vocational	386	12	12	3	69	4
	Upper secondary vocational education	169	20	20	3	53	4
	Higher education	294	26	19	5	47	3
Occupation	Civil servant	17	25	37	5	27	5
	Director/ Manager	15	0	15	6	79	0
	Qualified specialist	161	30	23	5	41	1
	Qualified worker	192	15	21	5	53	6
	Unqualified worker	107	10	12	1	75	2
	Farmer in an individual farm	59	8	12	2	67	11
	Entrepreneur	13	23	23	0	53	0
	Student	83	36	27	5	32	0
	Maternity leave	66	42	22	7	28	1
	Pensioner	450	4	2	2	85	8
	Unemployed	191	18	11	2	67	2
Other	18	59	17	0	24	0	
Income	Less than 3000 MDL	511	8	4	1	80	8
	3000-5000 MDL	345	16	15	4	60	4
	5000 - 10000 MDL	248	27	21	5	46	3
	Over 10000 MDL	72	30	22	1	44	3
Vehicle	I drive the vehicle	338	23	18	4	51	4
	Another member of the family drives the vehicle	314	22	17	4	54	3
	We don't own a vehicle	692	10	9	2	73	6
Language	Romanian/Moldovan	1032	17	13	3	63	5
	Russian	235	18	13	2	63	4
	Other	84	4	18	4	70	3

Annex 3.1.1.6: "Q5. How often do you use the following sources for information purposes?", N=1353 (Figure 3.1.1)

		N	Blogs (video or text)				DO NOT KNOW/NO ANSWER, %
			Daily, %	At least once per week, %	Less than once per week, %	I don't use it/No account, %	
Total		1353	11	8	4	72	5
Gender	Male	639	11	8	4	71	6
	Female	714	11	8	4	73	5
Age	18 - 25 years	200	27	20	7	44	3
	26 - 35 years	219	18	15	7	57	3
	36 - 45 years	189	12	10	4	70	3
	46 - 65 years	482	4	3	3	83	6
	Over 65 years	262	2	0	1	88	9
Urban/Rural	Urban	605	16	9	5	65	5
	Rural	748	6	7	3	78	6
Region	North	380	13	5	2	75	4
	Centre	337	6	9	5	73	8
	Chisinau	329	16	12	7	60	6
	South	307	7	6	3	80	4
Borough	Botanica	59	19	8	10	54	10
	Buiucani	75	11	14	8	64	3
	Centre	54	18	8	9	61	3
	Ciocana	56	29	13	5	50	3
	Riscani	57	6	11	3	76	3
Education	Primary/Secondary School	248	4	2	1	88	5
	High school/Secondary	246	11	8	4	70	7
	Vocational	386	7	6	4	78	4
	Upper secondary vocational education	169	13	8	7	67	5
	Higher education	294	18	15	5	58	5
Occupation	Civil servant	17	18	22	0	55	5
	Director/ Manager	15	7	8	0	85	0
	Qualified specialist	161	18	18	7	54	3
	Qualified worker	192	10	9	7	68	7
	Unqualified worker	107	6	6	2	85	2
	Farmer in an individual farm	59	2	7	4	74	13
	Entrepreneur	13	7	7	0	78	8
	Student	83	25	20	10	44	1
	Maternity leave	66	31	18	4	44	3
	Pensioner	450	3	1	1	87	8
	Unemployed	191	11	8	3	76	2
Other	18	34	7	6	48	5	
Income	Less than 3000 MDL	511	5	3	1	83	8
	3000-5000 MDL	345	10	8	5	73	4
	5000 - 10000 MDL	248	18	14	6	57	4
	Over 10000 MDL	72	19	20	5	52	4
Vehicle	I drive the vehicle	338	16	13	5	62	5
	Another member of the family drives the vehicle	314	13	10	7	66	4
	We don't own a vehicle	692	7	4	3	80	6

Language	Romanian/Moldovan	+1032	10	8	4	71	6
	Russian	235	14	6	4	73	4
	Other	84	2	8	1	85	3

Annex 3.1.1.7: "Q5. How often do you use the following sources for information purposes?", N=1353 (Figure 3.1.1)

		N	Newspapers				
			Daily, %	At least once per week, %	Less than once per week, %	I don't use it/No account, %	DON'T KNOW/NO ANSWER, %
Total		1353	5	14	9	66	5
Gender	Male	639	7	12	7	68	6
	Female	714	4	15	11	65	5
Age	18 - 25 years	200	2	7	10	76	6
	26 - 35 years	219	3	10	8	72	8
	36 - 45 years	189	4	13	11	65	7
	46 - 65 years	482	8	15	12	61	4
	Over 65 years	262	5	21	4	65	5
Urban/Rural	Urban	605	4	12	11	67	6
	Rural	748	7	15	8	66	5
Region	North	380	5	17	8	66	5
	Centre	337	5	17	11	58	8
	Chisinau	329	2	11	13	68	6
	South	307	10	9	4	74	3
Borough	Botanica	59	5	13	15	53	14
	Buiucani	75	3	11	8	76	3
	Centre	54	0	7	19	74	0
	Ciocana	56	0	12	19	68	2
	Riscani	57	2	14	13	68	3
Education	Primary/Secondary School	248	3	9	7	76	4
	High school/Secondary	246	5	11	9	65	9
	Vocational	386	8	14	7	68	4
	Upper secondary vocational education	169	4	15	13	62	5
	Higher education	294	5	18	12	60	5
Occupation	Civil servant	17	11	22	0	52	15
	Director/ Manager	15	9	13	14	63	0
	Qualified specialist	161	6	15	13	64	3
	Qualified worker	192	5	8	10	69	9
	Unqualified worker	107	6	13	4	74	3
	Farmer in an individual farm	59	7	17	13	55	8
	Entrepreneur	13	8	8	14	62	8
	Student	83	1	8	11	71	9
	Maternity leave	66	3	10	18	64	5
	Pensioner	450	8	18	7	63	5
	Unemployed	191	2	12	10	74	2
Other	18	0	6	6	83	5	
Income	Less than 3000 MDL	511	7	15	8	64	5
	3000-5000 MDL	345	7	15	7	67	5
	5000 - 10000 MDL	248	4	14	11	62	8
	Over 10000 MDL	72	1	15	9	70	5
Vehicle	I drive the vehicle	338	6	11	10	67	6
	Another member of the family drives the vehicle	314	3	17	11	64	5

	We don't own a vehicle	692	6	14	8	67	5
Language	Romanian/Moldovan	1032	4	14	10	66	6
	Russian	235	7	14	10	65	4
	Other	84	15	13	1	69	2

Annex 3.1.1.8: "Q5. How often do you use the following sources for information purposes?", N=1353 (Figure 3.1.1)

		N	Journals				
			Daily, %	At least once per week, %	Less than once per week, %	I don't use it/No account, %	DON'T KNOW/ NO ANSWER, %
Total		1353	1	4	7	81	7
Gender	Male	639	1	5	4	82	8
	Female	714	1	4	8	81	6
Age	18 - 25 years	200	1	6	8	77	7
	26 - 35 years	219	1	6	7	79	7
	36 - 45 years	189	1	5	9	77	8
	46 - 65 years	482	1	4	7	83	5
	Over 65 years	262	1	2	2	86	9
Urban/Rural	Urban	605	1	4	8	80	7
	Rural	748	1	5	5	83	6
Region	North	380	1	3	5	85	6
	Centre	337	0.3	8	8	74	10
	Chisinau	329	2	4	8	78	8
	South	307	1	2	5	88	3
Borough	Botanica	59	5	7	11	61	16
	Buiucani	75	3	3	3	90	3
	Centre	54	0	5	12	83	0
	Ciocana	56	2	3	12	76	7
	Riscani	57	0	3	11	79	7
Education	Primary/Secondary School	248	1	3	3	89	5
	High school/Secondary	246	0	4	5	80	10
	Vocational	386	2	4	7	82	5
	Upper secondary vocational education	169	0	4	9	81	6
	Higher education	294	1	7	9	77	6
Occupation	Civil servant	17	0	17	8	60	15
	Director/ Manager	15	0	8	0	92	0
	Qualified specialist	161	1	6	12	78	3
	Qualified worker	192	0.5	5	7	78	9
	Unqualified worker	107	0	4	4	89	3
	Farmer in an individual farm	59	0	5	10	75	9
	Entrepreneur	13	8	8	14	62	8
	Student	83	1	7	7	75	9
	Maternity leave	66	1	4	15	74	5
	Pensioner	450	1	2	4	85	8
	Unemployed	191	1	5	5	86	3
Other	18	0	6	0	89	5	
Income	Less than 3000 MDL	511	1	4	4	84	7
	3000-5000 MDL	345	1	4	8	81	6
	5000 - 10000 MDL	248	1	6	7	77	9
	Over 10000 MDL	72	0	6	8	80	5
Vehicle	I drive the vehicle	338	1	5	8	80	7

	Another member of the family drives the vehicle	314	0.3	6	10	77	7
	We don't own a vehicle	692	1	4	4	85	6
Language	Romanian/Moldovan	1032	1	5	7	80	7
	Russian	235	1	3	8	83	5
	Other	84	0	1	1	96	2

Annex 3.1.2.1: "Q6. I will read to you a list of information sources, could you please tell me, in the last month, what was the main domestic information source for political news and events you have used", N=1353 (Figure 3.1.2)

		N	Television, %	Social Networks, %	News websites, %	Radio broadcasting, %
Total		1353	59	16	11	5
Gender	Male	639	56	17	12	7
	Female	714	62	15	11	4
Age	18 - 25 years	200	17	50	24	2
	26 - 35 years	219	35	31	20	7
	36 - 45 years	189	60	14	15	4
	46 - 65 years	482	78	3	5	6
	Over 65 years	262	78	1	3	7
Urban/Rural	Urban	605	55	19	14	3
	Rural	748	63	13	9	7
Region	North	380	59	15	11	6
	Centre	337	67	12	8	7
	Chisinau	329	53	20	15	5
	South	307	59	16	11	4
Borough	Botanica	59	54	31	7	2
	Buiucani	75	47	17	20	6
	Centre	54	50	21	16	6
	Ciocana	56	57	13	18	7
	Riscani	57	64	17	13	2
Education	Primary/Secondary School	248	67	9	4	10
	High school/Secondary	246	59	17	10	5
	Vocational	386	67	13	7	4
	Upper secondary vocational education	169	57	18	14	4
	Higher education	294	44	24	22	4
Occupation	Civil servant	17	46	25	17	13
	Director/ Manager	15	36	42	22	0
	Qualified specialist	161	44	19	25	7
	Qualified worker	192	56	18	12	6
	Unqualified worker	107	67	14	8	6
	Farmer in an individual farm	59	64	8	4	11
	Entrepreneur	13	40	29	15	0
	Student	83	14	55	25	0
	Maternity leave	66	42	36	22	0
	Pensioner	450	79	2	3	7
	Unemployed	191	58	18	11	4
Other	18	29	43	6	6	
Income	Less than 3000 MDL	511	72	6	5	7
	3000-5000 MDL	345	61	15	13	4
	5000 - 10000 MDL	248	43	27	19	6
	Over 10000 MDL	72	37	34	20	3
Vehicle	I drive the vehicle	338	47	20	17	7
	Another member of the family drives the vehicle	314	57	21	15	2

	We don't own a vehicle	692	66	11	7	6
Language	Romanian/Moldovan	1032	60	16	11	6
	Russian	235	55	16	13	5
	Other	84	64	15	9	3

Annex 3.1.2.2: "Q6. I will read to you a list of information sources, could you please tell me, in the last month, what was the main domestic information source for political news and events you have used", N=1353 (Figure 3.1.2)

		N	Discussions with people, %	Newspapers, %	Journals, %	Other, %	Don't know/ No answer, %
Total		1353	4	1	0.1	1	3
Gender	Male	639	4	1	0	1	3
	Female	714	3	1	0.1	1	3
Age	18 - 25 years	200	2	0	0	2	4
	26 - 35 years	219	3	0	0	0.4	3
	36 - 45 years	189	4	0	0	0	3
	46 - 65 years	482	4	1	0	1	2
	Over 65 years	262	4	4	0.3	1	3
Urban/Rural	Urban	605	4	1	0.1	1	3
	Rural	748	3	2	0	1	2
Region	North	380	3	1	0	1	3
	Centre	337	2	2	0	1	2
	Chisinau	329	4	1	0	0	3
	South	307	7	1	0.3	1	2
Borough	Botanica	59	3	0	0	0	4
	Buiucani	75	5	3	0	0	3
	Centre	54	5	0	0	0	2
	Ciocana	56	3	0	0	0	2
	Riscani	57	2	0	0	0	3
Education	Primary/Secondary School	248	5	1	0.4	1	3
	High school/Secondary	246	5	0.4	0	0	4
	Vocational	386	4	1	0	1	3
	Upper secondary vocational education	169	3	2	0	1	1
	Higher education	294	1	1	0	0.3	3
Occupation	Civil servant	17	0	0	0	0	0
	Director/ Manager	15	0	0	0	0	0
	Qualified specialist	161	3	0	0	1	2
	Qualified worker	192	3	0	0	1	4
	Unqualified worker	107	2	1	0	0	2
	Farmer in an individual farm	59	7	3	0	0	4
	Entrepreneur	13	8	0	0	0	9
	Student	83	1	0	0	0	5
	Maternity leave	66	0	0	0	0	0
	Pensioner	450	4	3	0.2	1	3
	Unemployed	191	6	1	0	1	3
Other	18	11	0	0	5	0	
Income	Less than 3000 MDL	511	5	2	0.2	1	2
	3000-5000 MDL	345	3	1	0	0	3
	5000 - 10000 MDL	248	3	0	0	0	3
	Over 10000 MDL	72	3	0	0	0	3
Vehicle	I drive the vehicle	338	2	2	0	1	3
	Another member of the family drives the vehicle	314	3	0	0.3	0	2
	We don't own a vehicle	692	4	2	0	1	3
Language	Romanian/Moldovan	402	3	1	0.1	1	3
	Russian	235	5	1	0	0.4	4
	Other	84	6	3	0	0	0

Annex 3.1.2.3: "Q7. Which of these sources do you trust the most in terms of correct information it provides?", N=1353 (Figure 3.1.2)

		N	Television, %	Social networks, %	News websites, %	Radio broadcas ting, %
Total		1353	43	13	13	6
Gender	Male	639	40	13	15	8
	Female	714	46	13	11	5
Age	18 - 25 years	200	11	32	31	1
	26 - 35 years	219	29	23	20	3
	36 - 45 years	189	37	19	14	4
	46 - 65 years	482	57	4	6	10
	Over 65 years	262	60	1	3	9
Urban/R ural	Urban	605	42	14	16	3
	Rural	748	44	12	10	9
Region	North	380	43	10	13	7
	Centre	337	49	9	11	8
	Chisinau	329	39	16	16	3
	South	307	42	16	11	8
Borough	Botanica	59	38	23	15	0
	Buiucani	75	36	15	18	1
	Centre	54	35	14	18	0
	Ciocana	56	53	11	19	7
	Riscani	57	38	16	8	3
Educatio n	Primary/Secondary School	248	48	7	5	12
	High school/Secondary	246	45	14	11	7
	Vocational	386	51	11	9	7
	Upper secondary vocational education	169	40	18	15	4
	Higher education	294	30	15	24	3
Occupati on	Civil servant	17	12	13	17	20
	Director/ Manager	15	23	29	26	7
	Qualified specialist	161	31	16	28	3
	Qualified worker	192	39	15	16	4
	Unqualified worker	107	47	12	13	8
	Farmer in an individual farm	59	42	2	6	13
	Entrepreneur	13	33	45	8	0
	Student	83	13	39	32	0
	Maternity leave	66	31	25	19	0
	Pensioner	450	60	2	4	10
	Unemployed	191	42	15	9	5
Other	18	19	42	11	6	
Income	Less than 3000 MDL	511	54	5	5	11
	3000-5000 MDL	345	46	15	12	4
	5000 - 10000 MDL	248	33	22	23	5
	Over 10000 MDL	72	20	23	27	3
Vehicle	I drive the vehicle	338	32	16	21	7
	Another member of the family drives the vehicle	314	42	16	17	3
	We don't own a vehicle	692	50	10	7	7
Languag e	Romanian/Moldovan	1032	44	13	13	7
	Russian	235	43	10	14	4
	Other	84	32	20	6	7

Annex 3.1.2.4: "Q7. Which of these sources do you trust the most in terms of correct information it provides?", N=1353 (Figure 3.1.2)

		N	Discussions with people, %	Newspapers, %	Journals, %	Other, %	Don't know/ No answer, %
Total		1353	6	2	1	6	10
Gender	Male	639	6	2	0.3	6	10
	Female	714	6	2	1	6	11
Age	18 - 25 years	200	4	0	0	8	12
	26 - 35 years	219	6	0	0.4	6	14
	36 - 45 years	189	9	1	0	7	9
	46 - 65 years	482	7	3	0.5	5	8
	Over 65 years	262	3	6	1	5	12
Urban/Rural	Urban	605	6	1	0.3	7	11
	Rural	748	7	3	1	5	9
Region	North	380	4	2	1	6	14
	Centre	337	3	2	0.3	8	9
	Chisinau	329	5	2	0.3	7	13
	South	307	14	2	1	3	4
Borough	Botanica	59	3	0	2	4	16
	Buiuani	75	3	4	0	8	16
	Centre	54	7	2	0	7	18
	Ciocana	56	5	0	0	2	3
	Riscani	57	8	2	0	12	13
Education	Primary/Secondary School	248	7	2	1	7	12
	High school/Secondary	246	6	3	0	4	10
	Vocational	386	6	2	1	5	8
	Upper secondary vocational education	169	6	2	1	6	10
	Higher education	294	4	2	1	9	12
Occupation	Civil servant	17	5	0	0	0	33
	Director/ Manager	15	0	0	0	0	15
	Qualified specialist	161	6	1	1	9	7
	Qualified worker	192	7	2	0	5	12
	Unqualified worker	107	7	2	0	6	6
	Farmer in an individual farm	59	16	3	0	2	17
	Entrepreneur	13	0	0	0	0	13
	Student	83	1	0	0	5	10
	Maternity leave	66	8	0	0	4	12
	Pensioner	450	4	4	1	5	9
	Unemployed	191	8	2	1	9	8
Other	18	6	0	0	5	11	
Income	Less than 3000 MDL	511	7	4	1	5	9
	3000-5000 MDL	345	7	1	1	5	9
	5000 - 10000 MDL	248	3	0.5	0.4	4	9
	Over 10000 MDL	72	3	3	0	4	17
Vehicle	I drive the vehicle	338	6	3	0	6	10
	Another member of the family drives the vehicle	314	7	1	2	5	9
	We don't own a vehicle	692	6	3	0.3	6	11
Language	Romanian/Moldovan	1032	4	2	1	6	11
	Russian	235	10	2	0	6	11
	Other	84	23	5	0	4	3

Annex 3.1.3.1: "Q32. Do you agree or not with the following statements?", N=1353 (Figure 3.1.3)

		N	Any information on TV, on the radio, written in the paper or online is real				
			Fully agree, %	Agree, %	Disagree, %	Fully disagree, %	Don't know/NA, %
Total		1353	11	8	32	47	3
Gender	Male	639	14	8	33	44	2
	Female	714	9	7	30	50	4
Age	18 – 25 years	200	7	8	30	53	2
	26 – 35 years	219	14	8	34	42	2
	36 – 45 years	189	15	8	28	48	0
	46 – 65 years	482	13	8	31	45	3
	Over 65 years	262	5	5	35	48	6
Urban/Rural	Urban	605	9	5	33	50	2
	Rural	748	12	9	30	44	4
Region	North	380	6	7	34	50	3
	Centre	337	11	12	32	41	5
	Chisinau	329	6	7	35	51	2
	South	307	23	5	25	44	3
Borough	Botanica	59	20	5	34	41	0
	Buiuani	75	8	11	30	49	2
	Centre	54	0	7	35	57	2
	Ciocana	56	3	3	41	50	2
	Riscani	57	0	3	46	48	3
Education	Primary/Secondary School	248	8	9	31	44	8
	High school/Secondary	246	12	9	31	46	2
	Vocational	386	17	8	29	44	2
	Upper secondary vocational education	169	9	7	36	45	2
	Higher education	294	7	4	32	55	1
Occupation	Civil servant	17	26	10	33	30	0
	Director/ Manager	15	8	0	17	76	0
	Qualified specialist	161	12	7	32	48	1
	Qualified worker	192	16	6	36	40	2
	Unqualified worker	107	17	9	32	40	2
	Farmer in an individual farm	59	11	2	38	47	2
	Entrepreneur	13	8	16	14	62	0
	Student	83	2	11	22	63	1
	Maternity leave	66	14	11	26	41	7
	Pensioner	450	7	7	30	50	5
	Unemployed	191	13	7	35	43	2
Other	18	0	24	35	41	0	
Income	Less than 3000 MDL	511	12	8	32	44	5
	3000-5000 MDL	345	14	7	30	47	2
	5000 - 10000 MDL	248	13	6	31	49	1
	Over 10000 MDL	72	8	12	26	53	1
Vehicle	I drive the vehicle	338	13	7	30	49	1
	Another member of the family drives the vehicle	314	11	8	32	46	2
	We don't own a vehicle	692	10	7	32	46	4
Language	Romanian/Moldovan	1032	8	8	31	49	3
	Russian	235	12	5	39	43	2
	Other	84	41	7	22	27	4

Annex 3.1.3.2: "Q32. Do you agree or not with the following statements?", N=1353 (Figure 3.1.3)

		N	I trust a few news sources and I don't check other sources (TV, radio, newspapers or internet)				
			Fully agree, %	Agree, %	Disagree, %	Fully disagree, %	Don't know/NA, %
Total		1353	8	33	31	23	4
Gender	Male	639	9	34	30	23	4
	Female	714	8	33	32	24	4
Age	18 - 25 years	200	11	33	28	26	2
	26 - 35 years	219	10	31	32	24	4
	36 - 45 years	189	8	39	28	20	4
	46 - 65 years	482	8	35	31	23	3
	Over 65 years	262	7	28	33	25	6
Urban/Rural	Urban	605	8	29	34	26	2
	Rural	748	9	36	28	22	5
Region	North	380	6	31	29	28	7
	Centre	337	9	38	29	19	4
	Chisinau	329	8	34	37	20	2
	South	307	12	31	30	27	1
Borough	Botanica	59	6	28	28	38	0
	Buiuani	75	11	47	31	12	0
	Centre	54	8	33	34	24	2
	Ciocana	56	7	14	55	23	2
	Riscani	57	9	39	41	6	5
Education	Primary/Secondary School	248	6	34	26	25	9
	High school/Secondary	246	9	32	32	24	3
	Vocational	386	7	35	30	25	3
	Upper secondary vocational education	169	10	41	30	15	4
	Higher education	294	10	28	35	25	1
Occupation	Civil servant	17	13	32	25	30	0
	Director/ Manager	15	8	21	15	56	0
	Qualified specialist	161	11	31	34	22	3
	Qualified worker	192	12	37	34	14	3
	Unqualified worker	107	8	38	25	24	5
	Farmer in an individual farm	59	7	44	28	19	2
	Entrepreneur	13	0	41	27	32	0
	Student	83	10	31	32	26	1
	Maternity leave	66	10	30	31	25	4
	Pensioner	450	6	30	31	28	5
	Unemployed	191	10	34	32	20	4
Other	18	7	29	35	30	0	
Income	Less than 3000 MDL	511	7	33	31	24	5
	3000-5000 MDL	345	11	36	31	19	3
	5000 - 10000 MDL	248	10	32	29	27	2
	Over 10000 MDL	72	10	31	36	20	3
Vehicle	I drive the vehicle	338	11	31	34	21	2
	Another member of the family drives the vehicle	314	8	41	28	21	2
	We don't own a vehicle	692	7	31	31	26	5
Language	Romanian/Moldovan	1032	8	34	31	24	4
	Russian	235	10	34	32	21	3
	Other	84	14	29	29	23	5

Annex 3.1.3.3: "Q32. Do you agree or not with the following statements?", N=1353 (Figure 3.1.3)

		N	I trust the media sources (TV, radio, newspaper or internet) recommended by trustworthy persons				
			Fully agree, %	Agree, %	Disagree, %	Fully disagree, %	Don't know/NA, %
Total		1353	11	29	34	22	5
Gender	Male	639	13	28	34	21	5
	Female	714	9	30	34	23	5
Age	18 – 25 years	200	9	26	35	27	3
	26 – 35 years	219	11	29	35	22	4
	36 – 45 years	189	15	28	35	19	4
	46 – 65 years	482	12	29	33	21	4
	Over 65 years	262	7	32	31	21	10
Urban/Rural	Urban	605	10	28	36	22	3
	Rural	748	11	29	31	21	7
Region	North	380	10	28	32	22	8
	Centre	337	9	37	34	16	5
	Chisinau	329	9	30	37	21	2
	South	307	16	20	31	29	3
Borough	Botanica	59	13	26	29	31	0
	Buiuani	75	11	28	39	19	4
	Centre	54	9	43	34	12	2
	Ciocana	56	5	20	52	23	0
	Riscani	57	2	39	43	13	3
Education	Primary/Secondary School	248	11	28	30	20	11
	High school/Secondary	246	11	26	38	21	4
	Vocational	386	13	28	31	24	5
	Upper secondary vocational education	169	7	42	33	16	3
	Higher education	294	11	27	37	24	2
Occupation	Civil servant	17	18	39	31	12	0
	Director/ Manager	15	0	21	27	53	0
	Qualified specialist	161	12	29	36	22	2
	Qualified worker	192	13	29	39	15	4
	Unqualified worker	107	19	31	24	21	6
	Farmer in an individual farm	59	11	37	27	23	2
	Entrepreneur	13	26	24	36	15	0
	Student	83	6	30	32	29	3
	Maternity leave	66	10	21	40	25	4
	Pensioner	450	8	29	34	23	7
	Unemployed	191	13	28	33	21	5
Other	18	0	36	46	18	0	
Income	Less than 3000 MDL	511	11	28	34	19	7
	3000-5000 MDL	345	11	27	36	22	4
	5000 - 10000 MDL	248	13	30	29	27	2
	Over 10000 MDL	72	7	26	44	18	5
Vehicle	I drive the vehicle	338	12	26	36	23	3
	Another member of the family drives the vehicle	314	12	30	33	20	5
	We don't own a vehicle	692	9	30	33	22	6
Language	Romanian/Moldovan	1032	10	30	33	21	6
	Russian	235	10	27	37	24	2
	Other	84	19	24	32	23	2

Annex 3.1.3.4: "Q32. Do you agree or not with the following statements?", N=1353 (Figure 3.1.3)

		N	I verify how news are presented by different media sources (TV, radio, newspapers or internet)				
			Fully agree, %	Agree, %	Disagree, %	Fully disagree, %	Don't know/NA, %
Total		1353	19	28	28	22	2
Gender	Male	639	20	31	27	20	2
	Female	714	19	26	28	24	3
Age	18 – 25 years	200	22	29	24	23	2
	26 – 35 years	219	23	29	27	20	2
	36 – 45 years	189	19	38	25	16	1
	46 – 65 years	482	20	27	27	24	2
	Over 65 years	262	13	23	35	24	5
Urban/Rural	Urban	605	28	29	23	19	1
	Rural	748	12	27	32	25	3
Region	North	380	15	24	32	27	3
	Centre	337	15	30	32	19	3
	Chisinau	329	30	37	20	13	1
	South	307	17	22	27	31	3
Borough	Botanica	59	38	28	14	20	0
	Buiuani	75	30	39	14	18	0
	Centre	54	30	35	31	4	0
	Ciocana	56	54	22	19	5	0
	Riscani	57	13	56	24	3	3
Education	Primary/Secondary School	248	7	23	30	34	7
	High school/Secondary	246	17	27	35	20	2
	Vocational	386	20	27	28	24	1
	Upper secondary vocational education	169	19	34	27	18	2
	Higher education	294	30	33	21	16	0.3
Occupation	Civil servant	17	20	40	29	12	0
	Director/ Manager	15	41	22	20	16	0
	Qualified specialist	161	31	33	21	14	1
	Qualified worker	192	20	37	25	16	1
	Unqualified worker	107	20	22	31	26	1
	Farmer in an individual farm	59	2	33	33	25	7
	Entrepreneur	13	18	38	21	23	0
	Student	83	21	35	24	18	2
	Maternity leave	66	20	36	21	21	1
	Pensioner	450	19	22	30	26	4
	Unemployed	191	13	26	35	25	2
Other	18	22	24	30	24	0	
Income	Less than 3000 MDL	511	14	22	33	25	4
	3000-5000 MDL	345	20	27	28	24	2
	5000 - 10000 MDL	248	27	35	20	18	0.3
	Over 10000 MDL	72	17	40	24	18	1
Vehicle	I drive the vehicle	338	22	36	25	17	1
	Another member of the family drives the vehicle	314	22	27	25	25	1
	We don't own a vehicle	692	17	25	31	24	4
Language	Romanian/Moldovan	1032	20	28	28	22	3
	Russian	235	20	29	29	20	2
	Other	84	13	22	29	34	3

Annex 3.1.3.5: "Q32. Do you agree or not with the following statements?", N=1353 (Figure 3.1.3)

		N	I don't trust any media source (TV, radio, newspapers or internet)				
			Fully agree, %	Agree, %	Disagree, %	Fully disagree, %	Don't know/N A, %
Total		1353	21	23	36	16	4
Gender	Male	639	21	25	34	17	4
	Female	714	21	21	38	16	5
Age	18 – 25 years	200	23	24	34	18	2
	26 – 35 years	219	22	24	33	16	5
	36 – 45 years	189	20	25	42	10	3
	46 – 65 years	482	21	22	36	17	4
	Over 65 years	262	22	20	34	18	6
Urban/Rural	Urban	605	23	24	37	15	2
	Rural	748	20	22	35	18	6
Region	North	380	18	20	37	18	6
	Centre	337	21	26	31	16	5
	Chisinau	329	24	26	39	10	2
	South	307	23	19	36	20	2
Borough	Botanica	59	27	21	29	23	0
	Buiuani	75	9	33	42	11	4
	Centre	54	18	26	47	9	0
	Ciocana	56	32	24	41	3	0
	Riscani	57	30	20	43	0	6
Education	Primary/Secondary School	248	21	21	30	18	10
	High school/Secondary	246	20	25	34	19	3
	Vocational	386	23	22	35	16	3
	Upper secondary vocational education	169	18	21	46	12	3
	Higher education	294	22	23	37	15	2
Occupation	Civil servant	17	21	17	43	20	0
	Director/ Manager	15	15	13	49	23	0
	Qualified specialist	161	24	24	35	15	3
	Qualified worker	192	23	22	36	16	3
	Unqualified worker	107	19	25	32	19	5
	Farmer in an individual farm	59	22	15	42	17	5
	Entrepreneur	13	23	8	54	15	0
	Student	83	16	23	43	15	3
	Maternity leave	66	20	19	43	14	3
	Pensioner	450	23	23	34	15	5
	Unemployed	191	20	23	35	16	5
Other	18	29	23	23	25	0	
Income	Less than 3000 MDL	511	23	21	34	16	6
	3000-5000 MDL	345	18	22	39	16	5
	5000 - 10000 MDL	248	23	22	38	16	1
	Over 10000 MDL	72	19	26	33	17	4
Vehicle	I drive the vehicle	338	22	23	35	15	3
	Another member of the family drives the vehicle	314	19	22	40	16	3
	We don't own a vehicle	692	22	22	34	17	5
Language	Romanian/Moldovan	1032	23	23	35	15	4
	Russian	235	20	22	37	18	2
	Other	84	9	18	37	33	4

Annex 3.1.4.1: "Q31. In what languages do you watch the news. Please assess each language separately.", N=1353 (Figure 3.1.4)

		N	Romanian/Moldovan language				
			I read news, %	I watch video/listen to audio, %	Usually, I don't follow the news in this language, %	Not at all, I don't speak this language, %	Don't know/NA, %
Total		1353	57	76	10	7	1
Gender	Male	639	60	76	9	6	1
	Female	714	54	76	11	7	1
Age	18 – 25 years	200	69	82	5	4	1
	26 – 35 years	219	65	78	8	9	1
	36 – 45 years	189	64	75	8	7	1
	46 – 65 years	482	54	77	10	6	1
	Over 65 years	262	40	70	16	8	1
Urban/Rural	Urban	605	56	73	13	7	2
	Rural	748	57	78	8	6	0
Region	North	380	56	75	13	5	1
	Centre	337	64	84	7	0	1
	Chisinau	329	59	79	11	4	1
	South	307	47	66	9	19	1
Borough	Botanica	59	54	81	10	5	5
	Buiucani	75	59	73	10	1	0
	Centre	54	65	84	9	5	0
	Ciocana	56	55	82	8	5	2
	Riscani	57	61	71	21	5	0
Education	Primary/Secondary School	248	43	83	8	5	0
	High school/Secondary	246	51	73	12	6	1
	Vocational	386	56	69	12	10	1
	Upper secondary vocational education	169	67	78	8	6	1
	Higher education	294	68	80	9	5	1
Occupation	Civil servant	17	64	66	7	7	15
	Director/ Manager	15	62	63	14	17	0
	Qualified specialist	161	76	87	6	4	0
	Qualified worker	192	61	79	10	7	1
	Unqualified worker	107	52	68	13	8	1
	Farmer in an individual farm	59	71	80	4	0	0
	Entrepreneur	13	94	77	6	0	0
	Student	83	71	85	3	2	0
	Maternity leave	66	62	79	3	13	1
	Pensioner	450	45	75	13	6	1
	Unemployed	191	52	72	9	12	1
Other	18	70	58	0	7	0	
Income	Less than 3000 MDL	511	49	75	12	7	1
	3000-5000 MDL	345	54	71	10	10	1
	5000 - 10000 MDL	248	65	78	9	6	1
	Over 10000 MDL	72	79	85	4	2	0
Vehicle	I drive the vehicle	338	63	77	8	8	0
	Another member of the family drives the vehicle	314	64	81	5	7	2
	We don't own a vehicle	692	51	73	13	6	1
Language	Romanian/Moldovan	1032	68	87	5	0	0
	Russian	235	19	41	29	24	5
	Other	84	27	38	17	43	1

Annex 3.1.4.2: "Q31. In what languages do you watch the news. Please assess each language separately.", N=1353 (Figure 3.1.4)

		N	Russian language				
			I read news, %	I watch video/ listen audio, %	Usually, I don't follow the news in this language, %	Not at all, I don't speak this language, %	Don't know/ NA, %
Total		1353	57	76	11	2	3
Gender	Male	639	63	80	7	1	3
	Female	714	51	72	15	3	3
Age	18 – 25 years	200	59	71	14	3	5
	26 – 35 years	219	70	79	7	3	3
	36 – 45 years	189	61	84	5	0	4
	46 – 65 years	482	54	75	13	1	2
	Over 65 years	262	46	74	15	3	3
Urban/Rural	Urban	605	62	82	9	2	3
	Rural	748	53	71	13	3	3
Region	North	380	63	80	8	3	1
	Centre	337	44	72	16	3	4
	Chisinau	329	59	80	10	1	3
	South	307	61	70	11	1	3
Borough	Botanica	59	62	86	11	0	3
	Buiucani	75	59	72	10	2	0
	Centre	54	59	83	14	0	0
	Ciocana	56	46	73	18	3	2
	Riscani	57	69	89	3	0	5
Education	Primary/Secondary School	248	38	69	18	5	1
	High school/Secondary	246	50	71	12	2	7
	Vocational	386	59	76	10	1	3
	Upper secondary vocational education	169	65	84	5	1	3
	Higher education	294	71	82	11	1	1
Occupation	Civil servant	17	95	76	5	0	0
	Director/ Manager	15	86	88	6	0	0
	Qualified specialist	161	71	81	9	1	3
	Qualified worker	192	61	82	10	1	3
	Unqualified worker	107	58	74	9	1	3
	Farmer in an individual farm	59	41	74	10	0	9
	Entrepreneur	13	85	84	0	0	0
	Student	83	50	66	15	5	10
	Maternity leave	66	55	75	10	8	3
	Pensioner	450	48	75	15	2	1
	Unemployed	191	60	74	10	2	2
Other	18	71	70	0	0	0	
Income	Less than 3000 MDL	511	49	72	15	3	2
	3000-5000 MDL	345	59	76	9	2	3
	5000 - 10000 MDL	248	62	76	11	2	7
	Over 10000 MDL	72	70	84	5	0	1
Vehicle	I drive the vehicle	338	66	81	9	1	2
	Another member of the family drives the vehicle	314	55	75	11	4	5
	We don't own a vehicle	692	53	74	13	2	3
Romanian/Moldovan		1032	50	73	14	3	4

Language	Russian	235	75	90	2	0	0
	Other	84	87	66	2	0	0

Annex 3.1.4.3: "Q31. In what languages do you watch the news. Please assess each language separately.", N=1353 (Figure 3.1.4)

		N	English language				
			I read news, %	I watch videos/I listen audio materials, %	Usually, I don't follow the news in this language, %	Not at all, I don't speak this language, %	Don't know/NA, %
Total		1353	4	5	12	74	7
Gender	Male	639	5	6	13	72	7
	Female	714	4	5	11	76	7
Age	18 - 25 years	200	13	18	19	53	7
	26 - 35 years	219	11	11	22	57	8
	36 - 45 years	189	2	4	14	70	12
	46 - 65 years	482	1	2	7	85	6
	Over 65 years	262	0	0	6	88	6
Urban/Rural	Urban	605	8	8	17	66	7
	Rural	748	2	3	8	80	8
Region	North	380	3	3	9	80	7
	Centre	337	2	5	11	74	10
	Chisinau	329	11	11	23	58	5
	South	307	2	3	5	86	6
Borough	Botanica	59	11	10	27	50	10
	Buiucani	75	9	14	19	67	0
	Centre	54	18	13	30	50	0
	Ciocana	56	12	10	14	73	2
	Riscani	57	5	5	36	48	8
Education	Primary/Secondary School	248	0	0	7	88	4
	High school/Secondary	246	3	5	8	72	15
	Vocational	386	1	2	10	82	6
	Upper secondary vocational education	169	3	7	14	71	7
	Higher education	294	13	14	22	57	5
Occupation	Civil servant	17	8	8	31	46	15
	Director/ Manager	15	14	7	28	50	8
	Qualified specialist	161	12	12	18	62	4
	Qualified worker	192	3	5	16	67	11
	Unqualified worker	107	1	2	13	80	6
	Farmer in an individual farm	59	0	2	14	66	18
	Entrepreneur	13	7	7	15	78	0
	Student	83	15	23	24	40	9
	Maternity leave	66	7	7	15	70	7
	Pensioner	450	0	1	5	88	6
Income	Unemployed	191	3	5	7	83	5
	Other	18	17	29	12	53	0
	Less than 3000 MDL	511	1	1	7	86	6
	3000-5000 MDL	345	2	4	8	80	7
Vehicle	5000 - 10000 MDL	248	7	8	18	63	10
	Over 10000 MDL	72	18	18	23	49	3
Vehicle	I drive the vehicle	338	8	10	17	64	7
	Another member of the family drives the vehicle	314	6	7	15	67	9

	We don't own a vehicle	692	2	2	9	82	6
Language	Romanian/Moldovan	1032	4	6	12	73	8
	Russian	235	5	5	11	78	5
	Other	84	4	3	14	81	1

Annex 3.2.1: "Q9. How do you usually watch news on TV?", N=1155 (Figure 3.2.1)

		N	I usually watch the full newscast without engaging in other parallel activities, %	Half of the time I watch TV, and the other half I do other things, %	Most of the time the TV set is on, while I do other things - I pay more attention to what is being said only when I hear something interesting, %	None, %	Don't know /NA, %
Total		1155	47	28	23	3	0.3
Gender	Male	540	47	28	21	3	0.2
	Female	615	46	27	24	3	0.3
Age	18 - 25 years	109	25	32	31	12	0
	26 - 35 years	180	29	37	30	3	1
	36 - 45 years	177	37	33	28	1	1
	46 - 65 years	451	53	25	21	1	0
	Over 65 years	238	65	20	12	2	0.4
Urban/Rural	Urban	514	48	29	20	4	0
	Rural	641	46	27	25	2	0.5
Region	North	319	48	27	23	2	0
	Centre	305	40	32	24	3	1
	Chisinau	264	51	27	18	5	0
	South	267	48	24	25	2	0.4
Borough	Botanica	47	54	23	20	2	0
	Buiucani	56	60	22	11	7	0
	Centre	46	40	42	13	4	0
	Ciocana	45	46	32	17	4	0
	Riscani	51	57	22	17	4	0
Education	Primary/Secondary School	201	49	26	21	3	1
	High school/Secondary	199	45	28	24	3	0
	Vocational	351	46	27	24	3	0
	Upper secondary vocational education	146	49	30	19	1	1
	Higher education	249	47	28	22	3	0
Occupation	Civil servant	15	51	14	35	0	0
	Director/ Manager	9	53	38	10	0	0
	Qualified specialist	139	40	34	24	3	0
	Qualified worker	169	44	33	21	2	0
	Unqualified worker	94	43	23	29	4	0
	Farmer in an individual farm	49	51	23	20	2	4
	Entrepreneur	10	30	19	51	0	0
	Student	43	27	32	34	7	0
	Maternity leave	53	21	36	39	3	0
	Pensioner	416	61	22	15	2	0.2
Unemployed	159	36	33	29	3	0	
Other	11	32	29	28	11	0	
Income	Less than 3000 MDL	456	56	20	21	2	0
	3000-5000 MDL	300	44	33	22	1	0.4
	5000 - 10000 MDL	206	38	33	26	3	0
	Over 10000 MDL	57	40	25	27	7	2
Vehicle	I drive the vehicle	281	44	30	23	2	0
	Another member of the family drives the vehicle	268	40	32	24	4	0
	We don't own a vehicle	599	51	24	21	3	1
Language	Romanian/Moldovan	872	45	29	23	3	0.3
	Russian	208	50	25	21	4	0
	Other	73	55	22	21	1	0

Annex 3.2.2: "Q10. During the news hour, for example at 19:00 or 21:00, how often do you switch on the TV or change the channel intentionally to watch news from Moldova?", N=1155 (Figure 3.2.2)

		N	Alwa ys, %	In most cases, %	Rar ely, %	Never , %	I watch only channels which broadcast local news, %	None, %	DO N'T KN OW /NO ANS WE R, %
Total		1155	32	37	24	5	0.4	1	0.1
Gender	Male	540	32	37	24	6	0.4	1	0
	Female	615	32	38	24	5	0.5	1	0.2
Age	18 – 25 years	109	21	22	33	18	1	6	0
	26 – 35 years	180	16	38	35	7	1	1	1
	36 – 45 years	177	21	42	32	4	0	1	0
	46 – 65 years	451	38	40	18	4	0.2	0.4	0
	Over 65 years	238	46	36	14	2	0.4	1	0
Urban/R ural	Urban	514	32	39	22	5	1	1	0
	Rural	641	32	36	25	6	0.3	1	0.1
Region	North	319	37	35	22	5	0	1	0
	Centre	305	27	40	28	3	0	1	0.3
	Chisinau	264	31	38	21	7	1	2	0
	South	267	33	37	22	7	1	1	0
Borough	Botanica	47	33	36	21	10	0	0	0
	Buiuani	56	28	50	8	9	0	5	0
	Centre	46	25	25	42	6	2	0	0
	Ciocana	45	42	34	20	0	0	4	0
	Riscani	51	31	48	13	6	2	0	0
Educatio n	Primary/Secondary School	201	27	41	25	6	0	1	0.5
	High school/Secondary	199	35	35	23	5	0.5	1	0
	Vocational	351	35	39	21	3	1	1	0
	Upper secondary vocational education	146	26	40	22	10	0	1	0
Occupati on	Higher education	249	32	34	27	6	0.4	1	0
	Civil servant	15	45	21	27	7	0	0	0
	Director/ Manager	9	21	58	11	10	0	0	0
	Qualified specialist	139	23	43	29	5	1	0	0
	Qualified worker	169	27	37	30	6	0	1	0
	Unqualified worker	94	30	40	24	4	1	1	0
	Farmer in an individual farm	49	25	34	29	7	0	2	2
	Entrepreneur	10	20	49	30	0	0	0	0
	Student	43	23	22	37	16	0	2	0
	Maternity leave	53	17	38	35	8	0	2	0
	Pensioner	416	44	37	16	2	0	1	0
Income	Unemployed	159	25	40	24	8	1	1	0
	Other	11	21	11	19	9	10	31	0
	Less than 3000 MDL	456	40	36	18	4	0.4	1	0
	3000-5000 MDL	300	31	40	22	5	0.3	1	0
Vehicle	5000 - 10000 MDL	206	28	35	28	7	1	1	0
	Over 10000 MDL	57	20	37	30	3	2	7	0
	I drive the vehicle	281	27	39	26	6	1	1	0
	Another member of the family drives the vehicle	268	27	36	28	6	0.4	2	0
Language	We don't own a vehicle	599	36	37	20	5	0.3	1	0.2
	Romanian/Moldovan	872	33	37	24	6	0.2	1	0.1
	Russian	208	35	37	21	6	0.4	2	0
	Other	73	15	51	28	3	3	0	0

Annex 3.2.3.1: "Q11. Please tell me on which channels do you watch news at least once per week?", N=1155 (Figure 3.2.3)

		N	PRIME / Pervyi Kanal v Moldove (ORT), %	Moldova 1, %	Jurnal TV, %	PRO TV, %	Publika TV, %
Total		1155	55	45	31	27	25
Gender	Male	540	54	46	34	27	26
	Female	615	56	45	29	26	24
Age	18 – 25 years	109	38	31	42	32	18
	26 – 35 years	180	48	22	37	37	25
	36 – 45 years	177	52	45	34	27	32
	46 – 65 years	451	60	50	30	28	28
	Over 65 years	238	61	60	23	15	19
Urban/R ural	Urban	514	55	37	34	32	24
	Rural	641	55	52	29	23	26
Region	North	319	53	49	26	20	21
	Centre	305	46	55	38	31	26
	Chisinau	264	54	34	42	43	29
	South	267	69	41	20	14	25
Borough	Botanica	47	52	35	31	33	35
	Buiucani	56	63	43	50	41	31
	Centre	46	41	27	46	51	27
	Ciocana	45	59	23	41	47	21
	Riscani	51	61	36	43	48	28
Education	Primary/Secondary School	201	55	60	15	18	18
	High school/Secondary	199	59	46	31	21	26
	Vocational	351	57	45	28	24	25
	Upper secondary vocational education	146	58	43	42	28	26
	Higher education	249	49	35	44	43	30
Occupati on	Civil servant	15	59	19	37	38	12
	Director/ Manager	9	66	32	41	22	23
	Qualified specialist	139	52	35	46	41	37
	Qualified worker	169	49	35	36	31	24
	Unqualified worker	94	54	47	26	24	34
	Farmer in an individual farm	49	50	44	28	14	14
	Entrepreneur	10	47	55	63	28	63
	Student	43	42	37	53	39	20
	Maternity leave	53	50	19	42	47	29
	Pensioner	416	60	59	27	20	21
	Unemployed	159	59	47	21	22	24
Other	11	30	29	41	40	30	
Income	Less than 3000 MDL	456	62	54	24	19	19
	3000-5000 MDL	300	54	43	31	27	28
	5000 - 10000 MDL	206	51	33	41	34	27
	Over 10000 MDL	57	46	41	51	41	40
Vehicle	I drive the vehicle	281	51	37	43	35	28
	Another member of the family drives the vehicle	268	47	45	37	30	31
	We don't own a vehicle	599	61	50	24	21	21
Languag e	Romanian/Moldovan	872	51	52	39	33	27
	Russian	208	64	28	7	7	16
	Other	73	81	13	5	4	31

Annex 3.2.3.2: "Q11. Please tell me on which channels do you watch news at least once per week?", N=1155 (Figure 3.2.3)

		N	RTR MOLDOVA (Rosnya RTR), %	NTV/ HTB, %	Canal 3, %	Canal 2, %	THT Exclusiv, %
Total		1155	21	20	18	16	9
Gender	Male	540	20	21	20	14	9
	Female	615	22	19	16	19	9
Age	18 – 25 years	109	17	8	20	9	13
	26 – 35 years	180	18	18	24	14	15
	36 – 45 years	177	21	16	22	14	11
	46 – 65 years	451	21	23	16	20	8
	Over 65 years	238	25	23	12	17	3
Urban/Rural	Urban	514	29	27	20	14	12
	Rural	641	14	13	16	18	6
Region	North	319	21	22	13	15	7
	Centre	305	9	9	13	20	4
	Chisinau	264	26	21	20	13	9
	South	267	30	27	27	17	17
Borough	Botanica	47	22	18	18	22	10
	Buiucani	56	33	25	24	24	14
	Centre	46	12	16	19	2	6
	Ciocana	45	25	24	15	2	6
	Riscani	51	41	32	23	9	7
Education	Primary/Secondary School	201	18	15	13	21	4
	High school/Secondary	199	16	17	19	12	7
	Vocational	351	23	24	18	17	11
	Upper secondary vocational education	146	26	22	19	16	8
	Higher education	249	23	19	20	17	12
Occupation	Civil servant	15	32	21	15	31	24
	Director/ Manager	9	31	35	32	22	14
	Qualified specialist	139	25	16	22	16	14
	Qualified worker	169	20	22	23	12	11
	Unqualified worker	94	24	30	24	19	12
	Farmer in an individual farm	49	7	8	13	19	7
	Entrepreneur	10	0	0	19	20	27
	Student	43	20	9	18	5	15
	Maternity leave	53	14	12	21	17	17
	Pensioner	416	23	22	13	18	3
	Unemployed	159	18	19	15	19	9
Other	11	22	0	30	10	11	
Income	Less than 3000 MDL	456	20	21	13	17	5
	3000-5000 MDL	300	24	22	24	16	12
	5000 - 10000 MDL	206	24	22	19	19	15
	Over 10000 MDL	57	19	8	9	23	6
Vehicle	I drive the vehicle	281	21	21	19	11	10
	Another member of the family drives the vehicle	268	18	13	20	18	11
	We don't own a vehicle	599	23	22	16	19	7
Language	Romanian/Moldovan	872	11	10	14	18	5
	Russian	208	50	46	23	12	19
	Other	73	57	58	45	10	27

Annex 3.2.3.3: "Q11. Please tell me on which channels do you watch news at least once per week?", N=1155 (Figure 3.2.3)

		N	CTC (STS) Mega, %	N4, %	TV 8, %	Ren TV Moldova, %	Accent TV, %
Total		1155	8	6	6	5	4
Gender	Male	540	9	7	6	5	5
	Female	615	7	6	6	5	3
Age	18 – 25 years	109	13	5	2	2	1
	26 – 35 years	180	12	10	3	8	5
	36 – 45 years	177	11	5	4	6	3
	46 – 65 years	451	7	6	8	7	5
	Over 65 years	238	3	6	7	3	3
Urban/Rural	Urban	514	10	8	8	7	6
	Rural	641	6	5	4	4	2
Region	North	319	6	4	3	3	2
	Centre	305	2	4	8	3	3
	Chisinau	264	8	9	9	9	9
	South	267	16	10	3	8	1
Borough	Botanica	47	12	6	8	4	8
	Buiucani	56	19	15	12	12	8
	Centre	46	4	8	10	6	6
	Ciocana	45	4	4	4	11	9
	Riscani	51	0	9	11	15	13
Education	Primary/Secondary School	201	3	3	4	3	3
	High school/Secondary	199	9	5	3	4	1
	Vocational	351	9	9	5	6	5
	Upper secondary vocational education	146	11	8	7	11	5
	Higher education	249	7	7	10	6	5
Occupation	Civil servant	15	21	8	6	0	0
	Director/ Manager	9	11	0	11	26	19
	Qualified specialist	139	10	7	9	6	4
	Qualified worker	169	12	6	5	8	4
	Unqualified worker	94	14	7	4	8	7
	Farmer in an individual farm	49	7	6	6	2	2
	Entrepreneur	10	20	11	26	0	10
	Student	43	4	2	5	0	0
	Maternity leave	53	14	3	7	5	2
	Pensioner	416	2	6	7	3	3
	Unemployed	159	9	9	1	10	6
Other	11	19	10	10	0	0	
Income	Less than 3000 MDL	456	5	5	4	3	3
	3000-5000 MDL	300	12	9	4	10	4
	5000 - 10000 MDL	206	10	6	10	5	5
	Over 10000 MDL	57	7	8	10	4	4
Vehicle	I drive the vehicle	281	9	8	6	6	5
	Another member of the family drives the vehicle	268	9	6	8	6	3
	We don't own a vehicle	599	7	6	4	5	4
Language	Romanian/Moldovan	872	5	3	7	3	3
	Russian	208	14	12	4	13	9
	Other	73	28	25	1	16	4

Annex 3.2.3.4: "Q11. Please tell me on which channels do you watch news at least once per week?", N=1155 (Figure 3.2.3)

		N	Moldova 2, %	TVR MOLDOVA, %	GRT Gagauzia, %	Acasa, %	EuroNews , %
Total		1155	4	3	2	2	1
Gender	Male	540	4	2	3	2	2
	Female	615	3	3	2	2	1
Age	18 – 25 years	109	0	2	1	0	2
	26 – 35 years	180	2	3	3	1	3
	36 – 45 years	177	4	3	4	6	3
	46 – 65 years	451	4	2	3	2	0.4
	Over 65 years	238	5	4	0.5	1	1
Urban/Rural	Urban	514	3	3	1	2	2
	Rural	641	4	3	3	2	1
Region	North	319	4	1	0	1	1
	Centre	305	5	3	0	4	1
	Chisinau	264	4	4	0	2	2
	South	267	2	3	10	1	2
Borough	Botanica	47	8	2	0	0	0
	Buiucani	56	9	2	0	5	0
	Centre	46	0	4	0	0	4
	Ciocana	45	0	8	0	0	2
	Riscani	51	2	2	0	2	2
Education	Primary/Secondary School	201	3	0.4	2	2	1
	High school/Secondary	199	4	2	4	2	1
	Vocational	351	4	2	3	2	0
	Upper secondary vocational education	146	4	2	1	1	3
	Higher education	249	3	6	1	2	3
Occupation	Civil servant	15	0	0	8	7	0
	Director/ Manager	9	11	0	0	0	11
	Qualified specialist	139	6	4	3	2	2
	Qualified worker	169	4	4	2	2	2
	Unqualified worker	94	1	1	3	4	1
	Farmer in an individual farm	49	2	0	0	0	5
	Entrepreneur	10	10	11	0	9	0
	Student	43	0	0	2	0	2
	Maternity leave	53	0	3	2	3	2
	Pensioner	416	5	3	2	1	1
	Unemployed	159	2	1	4	2	0
Other	11	0	0	0	0	0	
Income	Less than 3000 MDL	456	4	2	3	2	0.4
	3000-5000 MDL	300	3	2	4	4	1
	5000 - 10000 MDL	206	4	5	1	2	2
	Over 10000 MDL	57	0	4	0	2	2
Vehicle	I drive the vehicle	281	5	3	3	3	2
	Another member of the family drives the vehicle	268	3	3	2	3	1
	We don't own a vehicle	599	3	2	2	2	1
Language	Romanian/Moldovan	872	4	3	0	3	1
	Russian	208	3	1	4	0	3
	Other	73	0	0	24	1	1

Annex 3.2.3.5: "Q11. Please tell me on which channels do you watch news at least once per week?", N=1155 (Figure 3.2.3)

		N	TVC 21, %	10 TV, %	TV 5 Monde, %	Alt TV, %	ITV, %
Total		1155	1	0.4	0.4	0.3	0.2
Gender	Male	540	1	0.4	1	0.4	0
	Female	615	1	0.4	0.1	0.1	0.5
Age	18 - 25 years	109	0	0	0	0	2
	26 - 35 years	180	0	0.5	0	0	0
	36 - 45 years	177	1	0	1	0	0
	46 - 65 years	451	0.5	1	0.2	0.4	0
	Over 65 years	238	1	0.4	0.4	0.4	0.4
Urban/Rural	Urban	514	1	1	1	0.3	1
	Rural	641	0	0.3	0.2	0.2	0
Region	North	319	0.3	0	0.4	0	0
	Centre	305	1	0.3	1	0.3	0.3
	Chisinau	264	1	1	0.3	0.4	0.3
	South	267	0	0.4	0	0.3	0.3
Borough	Botanica	47	4	2	0	0	0
	Buiucani	56	0	0	0	0	2
	Centre	46	2	0	2	0	0
	Ciocana	45	2	2	0	0	0
	Riscani	51	0	0	0	0	0
Education	Primary/Secondary School	201	0	1	1	0	1
	High school/Secondary	199	0	0	0	0	0
	Vocational	351	1	0.3	0	0.3	0.3
	Upper secondary vocational education	146	1	1	1	1	0
	Higher education	249	0	1	1	0	0.4
Occupation	Civil servant	15	0	0	0	0	0
	Director/ Manager	9	0	0	0	0	0
	Qualified specialist	139	1	0	2	0	1
	Qualified worker	169	1	1	1	0	0
	Unqualified worker	94	1	1	0	0	0
	Farmer in an individual farm	49	0	0	0	0	0
	Entrepreneur	10	0	0	0	0	0
	Student	43	0	0	0	0	2
	Maternity leave	53	0	2	0	0	0
	Pensioner	416	1	0.4	0.2	0.5	0.2
	Unemployed	159	0	0	0	1	0
Other	11	0	0	0	0	0	
Income	Less than 3000 MDL	456	1	0.4	0.2	0.2	0.2
	3000-5000 MDL	300	0.3	1	0.4	1	1
	5000 - 10000 MDL	206	1	0	0.4	0	0
	Over 10000 MDL	57	0	0	2	0	0
Vehicle	I drive the vehicle	281	0.4	0.4	0	0.3	0
	Another member of the family drives the vehicle	268	1	1	0	0.4	0
	We don't own a vehicle	599	1	0.3	1	0.2	0.5
Language	Romanian/Moldovan	872	0.2	0.4	0.4	0.1	0.1
	Russian	208	2	0.4	0.4	1	1
	Other	73	1	0	0	0	0

Annex 3.2.3.6: "Q11. Please tell me on which channels do you watch news at least once per week?", N=1155 (Figure 3.2.3)

		N	CNN, %	Al Jazeera, %	Another channel, %
Total		1155	0.2	0.1	8
Gender	Male	540	0.2	0.2	8
	Female	615	0.1	0	7
Age	18 - 25 years	109	0	0	7
	26 - 35 years	180	0	0	8
	36 - 45 years	177	0	0	5
	46 - 65 years	451	0	0	9
	Over 65 years	238	1	0.4	8
Urban/Rural	Urban	514	0.3	0.2	7
	Rural	641	0	0	9
Region	North	319	0.3	0	11
	Centre	305	0.3	0.3	9
	Chisinau	264	0	0	5
	South	267	0	0	6
Borough	Botanica	47	0	0	4
	Buiucani	56	0	0	5
	Centre	46	0	0	8
	Ciocana	45	0	0	4
	Riscani	51	0	0	3
Education	Primary/Secondary School	201	0	0	8
	High school/Secondary	199	0.4	0	11
	Vocational	351	0	0	6
	Upper secondary vocational education	146	1	1	5
	Higher education	249	0	0	9
Occupation	Civil servant	15	0	0	9
	Director/ Manager	9	0	0	14
	Qualified specialist	139	0	0	7
	Qualified worker	169	0	0	3
	Unqualified worker	94	0	0	10
	Farmer in an individual farm	49	0	0	11
	Entrepreneur	10	0	0	9
	Student	43	0	0	2
	Maternity leave	53	0	0	2
	Pensioner	416	0.4	0.2	8
	Unemployed	159	0	0	9
Other	11	0	0	29	
Income	Less than 3000 MDL	456	0.4	0.2	9
	3000-5000 MDL	300	0	0	6
	5000 - 10000 MDL	206	0	0	8
	Over 10000 MDL	57	0	0	2
Vehicle	I drive the vehicle	281	0	0	8
	Another member of the family drives the vehicle	268	0	0	6
	We don't own a vehicle	599	0.3	0.2	8
Language	Romanian/Moldovan	872	0.1	0	7
	Russian	208	0.4	0.4	12
	Other	73	0	0	8

Annex 3.2.4.1: "Q12. Which TV channels do you trust the most in terms of political news and events occurring in the country?", N=1155 (Figure 3.2.4)

		N	First place					RTR MOLDOVA (Rossya RTR), %
			PRIME / Pervyi Kanal v Moldove (ORT), %	Jurnal TV, %	Moldova 1, %	PRO TV, %	NTV/HTB, %	
Total		1155	17	16	13	7	5	5
Gender	Male	540	16	19	12	6	6	4
	Female	615	18	14	14	7	4	6
Age	18 - 25 years	109	9	30	9	11	2	3
	26 - 35 years	180	13	19	10	11	4	3
	36 - 45 years	177	21	13	9	8	2	4
	46 - 65 years	451	16	16	14	6	6	5
	Over 65 years	238	21	11	17	2	7	9
Urban/Rural	Urban	514	14	19	8	9	9	9
	Rural	641	19	14	17	5	2	2
Region	North	319	13	12	15	5	8	6
	Centre	305	17	21	15	7	3	2
	Chisinau	264	12	21	9	13	5	8
	South	267	26	11	12	3	5	4
Borough	Botanica	47	15	12	10	8	4	14
	Buiucani	56	13	24	5	12	5	3
	Centre	46	16	19	13	20	4	6
	Ciocana	45	12	25	6	18	9	8
	Riscani	51	5	32	3	11	6	13
Education	Primary/Secondary School	201	22	6	24	5	4	5
	High school/Secondary	199	19	14	15	6	5	1
	Vocational	351	18	17	9	6	7	6
	Upper secondary vocational education	146	12	24	10	3	4	8
	Higher education	249	12	22	9	12	5	5
Occupation	Civil servant	15	8	12	0	20	0	12
	Director/ Manager	9	9	22	12	0	14	9
	Qualified specialist	139	13	24	7	10	5	2
	Qualified worker	169	13	23	7	10	6	4
	Unqualified worker	94	21	14	13	5	8	3
	Farmer in an individual farm	49	24	15	11	2	2	0
	Entrepreneur	10	10	25	21	9	0	0
	Student	43	14	34	14	6	2	4
	Maternity leave	53	24	26	2	14	0	5
	Pensioner	416	18	13	16	4	6	8
	Unemployed	159	18	5	20	6	5	3
Other	11	11	21	0	20	0	0	
Income	Less than 3000 MDL	456	21	12	16	4	5	6
	3000-5000 MDL	300	15	14	11	7	5	5
	5000 - 10000 MDL	206	15	24	9	7	6	5
	Over 10000 MDL	57	12	25	13	12	2	3
Vehicle	I drive the vehicle	281	15	24	9	7	6	4
	Another member of the family drives the vehicle	268	14	20	15	7	2	4
	We don't own a vehicle	599	19	11	14	6	6	6
Language	Romanian/Moldovan	872	15	21	15	9	2	2
	Russian	208	19	1	6	1	15	18
	Other	73	36	1	1	0	15	4

Annex 3.2.4.2: "Q12. Which TV channels do you trust the most in terms of political news and events occurring in the country?", N=1155 (Figure 3.2.4)

		N	First place					THT Excluziv, %
			Canal 3, %	Publika TV, %	Canal 2, %	TV 8, %	CTC (STS) Mega, %	
Total		1155	4	4	3	1	1	1
Gender	Male	540	5	3	2	1	1	1
	Female	615	3	4	5	1	1	1
Age	18 - 25 years	109	4	5	1	0	4	3
	26 - 35 years	180	4	4	4	1	1	1
	36 - 45 years	177	8	5	4	1	0	0.5
	46 - 65 years	451	3	3	4	1	1	1
	Over 65 years	238	2	2	2	1	0.5	0
Urban/Rural	Urban	514	4	2	1	1	1	1
	Rural	641	4	5	5	1	1	0.3
Region	North	319	3	4	3	1	1	1
	Centre	305	4	3	5	1	0	0
	Chisinau	264	4	3	1	2	1	1
	South	267	5	5	3	0.4	2	1
Borough	Botanica	47	0	6	0	4	4	0
	Buiucani	56	8	0	2	3	2	2
	Centre	46	2	2	0	2	0	0
	Ciocana	45	2	4	0	0	0	2
	Riscani	51	6	0	0	2	0	0
Education	Primary/Secondary School	201	3	6	6	1	0.4	0
	High school/Secondary	199	6	5	4	1	1	0.4
	Vocational	351	4	3	3	1	1	1
	Upper secondary vocational education	146	3	3	3	1	2	2
	Higher education	249	5	3	1	3	0	1
Occupation	Civil servant	15	0	0	0	0	0	0
	Director/ Manager	9	11	0	0	0	0	0
	Qualified specialist	139	5	3	3	3	0	2
	Qualified worker	169	5	4	3	0	3	1
	Unqualified worker	94	6	3	3	1	1	0
	Farmer in an individual farm	49	4	2	10	0	0	2
	Entrepreneur	10	0	0	9	0	0	0
	Student	43	0	5	0	0	0	6
	Maternity leave	53	5	4	5	3	0	0
	Pensioner	416	3	3	3	1	0.3	0
Unemployed	159	3	6	5	1	2	2	
Other	11	11	0	0	0	0	0	
Income	Less than 3000 MDL	456	3	4	3	1	1	1
	3000-5000 MDL	300	8	3	3	1	1	1
	5000 - 10000 MDL	206	1	4	4	2	0.4	2
	Over 10000 MDL	57	2	5	5	3	2	0
Vehicle	I drive the vehicle	281	4	4	2	1	1	1
	Another member of the family drives the vehicle	268	6	5	6	2	1	1
	We don't own a vehicle	599	4	3	3	1	1	1
Language	Romanian/Moldovan	872	3	4	4	1	0.5	0.5
	Russian	208	7	2	1	0	3	2
	Other	73	9	3	0	1	1	1

Annex 3.2.4.3: "Q12. Which TV channels do you trust the most in terms of political news and events occurring in the country?", N=1155 (Figure 3.2.4)

		N	First place					GRT Găgăuzia, %
			Accent TV, %	Acasă, %	Ren TV Moldova, %	Moldova 2, %	N4, %	
Total		1155	1	0.4	0.4	0.4	0.3	0.2
Gender	Male	540	1	1	0.2	1	1	0
	Female	615	1	0.3	1	0.2	0.1	0.3
Age	18 - 25 years	109	0	0	0	0	0	0
	26 - 35 years	180	1	0	1	1	1	1
	36 - 45 years	177	1	2	1	0	1	0
	46 - 65 years	451	1	0.4	0.2	0.4	0	0.2
	Over 65 years	238	0.4	0	0.4	0.5	0.4	0
Urban/R ural	Urban	514	1	0.4	1	0.2	1	0
	Rural	641	0.3	0.5	0.3	0.5	0.2	0.3
Region	North	319	0.3	0.3	0	0	0	0
	Centre	305	1	1	0	1	0.3	0
	Chisinau	264	2	0.4	1	0	1	0
	South	267	0.4	0.3	1	0	0.4	1
Borough	Botanica	47	0	0	0	0	2	0
	Buiucani	56	0	2	2	0	0	0
	Centre	46	0	0	0	0	2	0
	Ciocana	45	5	0	0	0	0	0
	Riscani	51	4	0	3	0	0	0
Educatio n	Primary/Secondary School	201	1	0	0	1	0	0
	High school/Secondary	199	0	1	0.5	0	0	1
	Vocational	351	1	0.3	1	1	1	0
	Upper secondary vocational education	146	1	0	0	0	0	0
	Higher education	249	0.3	1	1	0	0	0
Occupati on	Civil servant	15	0	7	0	0	0	0
	Director/ Manager	9	0	0	0	0	0	0
	Qualified specialist	139	0	0	0	1	1	0
	Qualified worker	169	1	1	1	0	0	0
	Unqualified worker	94	2	0	0	1	2	0
	Farmer in an individual farm	49	0	0	0	0	0	0
	Entrepreneur	10	0	9	0	0	0	0
	Student	43	0	0	0	0	0	0
	Maternity leave	53	0	0	0	0	0	0
	Pensioner	416	1	0.3	0.4	0.3	0.2	0.2
Unemployed	159	1	1	1	1	0	1	
Other	11	0	0	0	0	0	0	
Income	Less than 3000 MDL	456	0.4	0.2	0.2	0.2	0.2	0.2
	3000-5000 MDL	300	1	1	1	1	0.4	0.3
	5000 - 10000 MDL	206	1	1	0	0	1	0
	Over 10000 MDL	57	0	2	0	0	0	0
Vehicle	I drive the vehicle	281	0	1	1	1	1	0
	Another member of the family drives the vehicle	268	1	1	0	0.4	0	0.4
	We don't own a vehicle	599	1	0	0.4	0.2	0.3	0.2
Language	Romanian/Moldovan	872	0.4	0.6	0.1	0.5	0.2	0
	Russian	208	1	0	1	0	0.4	0.5
	Other	73	3	0	2	0	2	1

Annex 3.2.4.4: "Q12. Which TV channels do you trust the most in terms of political news and events occurring in the country?", N=1155 (Figure 3.2.4)

		N	First place					Another station, %
			10 TV, %	EuroNews, %	TVR MOLDOVA, %	ITV, %	CNN, %	
Total		1155	0.2	0.1	0.1	0.1	0.1	0
Gender	Male	540	0	0.2	0.2	0	0	0
	Female	615	0.3	0	0	0.1	0.1	0
Age	18 – 25 years	109	0	0	0	1	0	0
	26 – 35 years	180	0.5	0	0	0	0	0
	36 – 45 years	177	0	1	1	0	0	0
	46 – 65 years	451	0.2	0	0	0	0	0
	Over 65 years	238	0	0	0	0	0.4	0
Urban/Rural	Urban	514	0.3	0.3	0	0.2	0.2	0
	Rural	641	0	0	0.2	0	0	0
Region	North	319	0	0.4	0	0	0.3	0
	Centre	305	0	0	0.4	0	0	0
	Chisinau	264	1	0	0	0.3	0	0
	South	267	0	0	0	0	0	0
Borough	Botanica	47	2	0	0	0	0	0
	Buiucani	56	0	0	0	2	0	0
	Centre	46	0	0	0	0	0	0
	Ciocana	45	2	0	0	0	0	0
	Riscani	51	0	0	0	0	0	0
Education	Primary/Secondary School	201	0	0	0	0	0	0
	High school/Secondary	199	0	0	0	0	0.4	0
	Vocational	351	0.3	0	0	0.3	0	0
	Upper secondary vocational education	146	0	1	0	0	0	0
	Higher education	249	0.4	0	0.4	0	0	0
Occupation	Civil servant	15	0	0	0	0	0	0
	Director/ Manager	9	0	0	0	0	0	0
	Qualified specialist	139	0	0	0	1	0	0
	Qualified worker	169	0	0	1	0	0	0
	Unqualified worker	94	0	0	0	0	0	0
	Farmer in an individual farm	49	0	0	0	0	0	0
	Entrepreneur	10	0	0	0	0	0	0
	Student	43	0	0	0	0	0	0
	Maternity leave	53	2	0	0	0	0	0
	Pensioner	416	0.2	0.3	0	0	0.2	0
	Unemployed	159	0	0	0	0	0	0
Other	11	0	0	0	0	0	0	
Income	Less than 3000 MDL	456	0	0	0	0	0.2	0
	3000-5000 MDL	300	0.3	0	0	0.3	0	0
	5000 - 10000 MDL	206	0	0	1	0	0	0
	Over 10000 MDL	57	0	0	0	0	0	0
Vehicle	I drive the vehicle	281	0	0	0.4	0	0	0
	Another member of the family drives the vehicle	268	0.3	1	0	0	0	0
	We don't own a vehicle	599	0.1	0	0	0.1	0.1	0
Language	Romanian/Moldovan	872	0.2	0.2	0.1	0.1	0.1	0
	Russian	208	0	0	0	0	0	0
	Other	73	0	0	0	0	0	0

Annex 3.2.4.5: "Q12. Which TV channels do you trust the most in terms of political news and events occurring in the country?", N=1155 (Figure 3.2.4)

		N	First place					DON'T KNOW/N O ANSWER , %
			TVC 21, %	Al Jazeera, %	TV 5 Monde, %	Another channel, %	None, %	
Total		1155	0	0	0	2	16	3
Gender	Male	540	0	0	0	1	17	2
	Female	615	0	0	0	2	15	3
Age	18 – 25 years	109	0	0	0	4	10	3
	26 – 35 years	180	0	0	0	1	15	3
	36 – 45 years	177	0	0	0	1	18	1
	46 – 65 years	451	0	0	0	1	17	2
	Over 65 years	238	0	0	0	2	18	3
Urban/Rural	Urban	514	0	0	0	1	15	2
	Rural	641	0	0	0	2	18	3
Region	North	319	0	0	0	2	19	5
	Centre	305	0	0	0	2	14	2
	Chisinau	264	0	0	0	1	13	1
	South	267	0	0	0	1	18	1
Borough	Botanica	47	0	0	0	2	16	2
	Buiucani	56	0	0	0	2	12	2
	Centre	46	0	0	0	0	15	0
	Ciocana	45	0	0	0	2	2	2
	Riscani	51	0	0	0	0	15	0
Education	Primary/Secondary School	201	0	0	0	2	12	3
	High school/Secondary	199	0	0	0	2	15	3
	Vocational	351	0	0	0	1	16	3
	Upper secondary vocational education	146	0	0	0	1	21	2
	Higher education	249	0	0	0	1	18	1
Occupation	Civil servant	15	0	0	0	0	41	0
	Director/ Manager	9	0	0	0	0	22	0
	Qualified specialist	139	0	0	0	1	19	1
	Qualified worker	169	0	0	0	2	16	2
	Unqualified worker	94	0	0	0	1	14	1
	Farmer in an individual farm	49	0	0	0	0	22	4
	Entrepreneur	10	0	0	0	0	17	0
	Student	43	0	0	0	0	7	7
	Maternity leave	53	0	0	0	0	9	2
	Pensioner	416	0	0	0	2	17	3
	Unemployed	159	0	0	0	2	13	4
Other	11	0	0	0	0	29	9	
Income	Less than 3000 MDL	456	0	0	0	2	16	3
	3000-5000 MDL	300	0	0	0	0	18	3
	5000 - 10000 MDL	206	0	0	0	2	15	1
	Over 10000 MDL	57	0	0	0	0	11	2
Vehicle	I drive the vehicle	281	0	0	0	0.3	17	1
	Another member of the family drives the vehicle	268	0	0	0	1	14	2
	We don't own a vehicle	599	0	0	0	2	17	4
Language	Romanian/Moldovan	872	0	0	0	1	16	3
	Russian	208	0	0	0	2	18	1
	Other	73	0	0	0	1	18	1

Annex 3.2.4.6: "Q12. Which TV channels do you trust the most in terms of political news and events occurring in the country?", N=1155 (Figure 3.2.4)

		N	Second place					RTR MOLDOVA (Rosnya RTR), %
			PRIME / Pervyi Kanal v Moldove (ORT), %	Jurnal TV, %	Moldova 1, %	PRO TV, %	NTV/HTB, %	
Total		1155	10	6	10	8	3	3
Gender	Male	540	10	6	11	7	3	3
	Female	615	10	6	10	8	3	4
Age	18 – 25 years	109	13	4	7	8	3	3
	26 – 35 years	180	10	12	4	11	4	3
	36 – 45 years	177	7	8	12	6	4	3
	46 – 65 years	451	11	4	11	9	3	3
	Over 65 years	238	7	5	15	4	3	5
Urban/Rural	Urban	514	12	7	8	9	5	5
	Rural	641	8	6	12	7	2	2
Region	North	319	10	4	10	5	3	3
	Centre	305	5	10	14	9	0.4	2
	Chisinau	264	12	9	6	12	5	5
	South	267	13	2	11	5	7	5
Borough	Botanica	47	18	4	6	7	6	2
	Buiucani	56	8	16	3	14	3	10
	Centre	46	6	10	6	12	6	4
	Ciocana	45	19	10	7	13	2	2
	Riscani	51	14	3	8	17	8	7
Education	Primary/Secondary School	201	7	4	14	5	1	3
	High school/Secondary	199	12	6	11	5	2	2
	Vocational	351	11	4	12	8	6	4
	Upper secondary vocational education	146	12	7	8	9	3	3
	Higher education	249	9	10	5	12	3	4
Occupation	Civil servant	15	6	12	6	6	14	0
	Director/ Manager	9	21	9	0	0	0	0
	Qualified specialist	139	9	10	10	12	2	4
	Qualified worker	169	13	7	7	11	4	1
	Unqualified worker	94	8	3	14	5	7	3
	Farmer in an individual farm	49	0	2	8	0	0	5
	Entrepreneur	10	9	20	11	0	0	0
	Student	43	15	2	5	16	2	6
	Maternity leave	53	7	10	10	14	7	2
	Pensioner	416	10	5	14	7	3	4
Unemployed	159	12	6	7	6	3	3	
Other	11	0	20	0	10	0	11	
Income	Less than 3000 MDL	456	11	4	13	6	4	3
	3000-5000 MDL	300	8	6	8	9	4	4
	5000 - 10000 MDL	206	10	9	8	12	4	5
	Over 10000 MDL	57	12	15	9	9	0	0
Vehicle	I drive the vehicle	281	8	7	9	11	2	2
	Another member of the family drives the vehicle	268	9	8	11	10	1	3
	We don't own a vehicle	599	11	5	11	6	5	4
Language	Romanian/Moldovan	872	8	7	12	10	1	2
	Russian	208	14	2	5	1	10	9
	Other	73	17	3	1	1	12	8

Annex 3.2.4.7: "Q12. Which TV channels do you trust the most in terms of political news and events occurring in the country?", N=1155 (Figure 3.2.4)

		N	Second place					THT Excl, %
			Canal 3, %	Publika TV, %	Canal 2, %	TV 8, %	CTC (STS) Mega, %	
Total		1155	3	4	2	2	1	1
Gender	Male	540	5	3	1	1	2	0.5
	Female	615	3	4	3	2	1	1
Age	18 - 25 years	109	7	2	2	1	3	1
	26 - 35 years	180	5	2	0.5	1	2	2
	36 - 45 years	177	5	6	1	1	2	3
	46 - 65 years	451	2	4	3	3	1	0
	Over 65 years	238	2	4	3	1	0.4	0
Urban/Rural	Urban	514	4	3	2	2	2	1
	Rural	641	3	4	3	1	1	0.3
Region	North	319	3	3	1	1	1	1
	Centre	305	3	6	4	2	0	0
	Chisinau	264	3	4	1	3	3	1
	South	267	5	1	4	1	3	1
Borough	Botanica	47	2	8	6	0	4	0
	Buiuani	56	3	0	2	3	5	0
	Centre	46	6	5	0	6	2	2
	Ciocana	45	0	2	0	2	0	0
	Riscani	51	4	5	0	3	0	2
Education	Primary/Secondary School	201	2	3	4	0	1	0.4
	High school/Secondary	199	3	5	4	2	1	1
	Vocational	351	4	4	2	1	1	1
	Upper secondary vocational education	146	2	4	0	2	3	1
	Higher education	249	5	3	2	3	2	0.4
Occupation	Civil servant	15	7	0	0	0	0	0
	Director/ Manager	9	0	12	0	11	11	0
	Qualified specialist	139	6	3	1	3	3	1
	Qualified worker	169	4	3	2	2	2	2
	Unqualified worker	94	6	9	1	1	1	0
	Farmer in an individual farm	49	2	2	4	2	0	0
	Entrepreneur	10	0	0	0	0	10	0
	Student	43	5	4	2	3	4	2
	Maternity leave	53	2	2	3	2	4	2
	Pensioner	416	2	3	3	1	0.2	0
Income	Unemployed	159	3	3	3	0	1	2
	Other	11	0	10	0	0	0	0
	Less than 3000 MDL	456	3	3	3	1	0.4	0.2
	3000-5000 MDL	300	3	4	3	1	3	1
	5000 - 10000 MDL	206	5	1	1	4	3	2
Vehicle	Over 10000 MDL	57	2	10	5	5	2	2
	I drive the vehicle	281	4	3	1	2	3	1
	Another member of the family drives the vehicle	268	4	5	2	4	2	2
Language	We don't own a vehicle	599	3	3	3	0.5	1	0.3
	Romanian/Moldovan	872	4	4	3	2	1	0.4
	Russian	208	2	2	1	0	2	2
	Other	73	5	3	0	0	7	0

Annex 3.2.4.8: "Q12. Which TV channels do you trust the most in terms of political news and events occurring in the country?", N=1155 (Figure 3.2.4)

		N	Second place					N4, %	GRT Găgăuzia, %
			Accent TV, %	Acasă, %	Ren TV Moldova, %	Moldova 2, %			
Total		1155	0.2	0.4	1	1	1	0.4	
Gender	Male	540	0.4	0.2	1	1	1	0.4	
	Female	615	0.1	1	0.4	0.5	1	0.3	
Age	18 – 25 years	109	0	0	0	0	2	0	
	26 – 35 years	180	0	0	2	1	1	0	
	36 – 45 years	177	0	1	0.5	1	1	1	
	46 – 65 years	451	0.4	1	1	0.5	2	0.4	
	Over 65 years	238	0.4	0	0.4	1	1	0.5	
Urban/Rural	Urban	514	1	1	1	1	1	0.2	
	Rural	641	0	0.3	1	1	1	0.5	
Region	North	319	0	0	1	1	1	0	
	Centre	305	0.3	1	1	1	1	0	
	Chisinau	264	1	1	1	0.3	2	0	
	South	267	0	0	0.4	0	1	2	
Borough	Botanica	47	0	0	0	2	0	0	
	Buiucani	56	0	3	0	0	3	0	
	Centre	46	0	0	2	0	2	0	
	Ciocana	45	2	0	2	0	4	0	
	Riscani	51	2	0	2	0	0	0	
Education	Primary/Secondary School	201	0.5	0.4	1	0.5	2	2	
	High school/Secondary	199	0	1	0	1	1	0	
	Vocational	351	0.3	0.3	1	1	1	0	
	Upper secondary vocational education	146	1	1	0	1	1	0	
	Higher education	249	0	0.4	1	0	1	0.4	
Occupation	Civil servant	15	0	0	0	0	0	0	
	Director/ Manager	9	0	0	0	0	0	0	
	Qualified specialist	139	0	2	1	0	1	1	
	Qualified worker	169	0	1	1	1	1	1	
	Unqualified worker	94	2	0	0	0	0	0	
	Farmer in an individual farm	49	0	0	0	2	2	0	
	Entrepreneur	10	0	0	0	0	0	0	
	Student	43	0	0	0	0	0	0	
	Maternity leave	53	0	0	2	0	0	0	
	Pensioner	416	0.2	0.2	0.3	1	1	1	
	Unemployed	159	0	0	3	0	3	0	
Other	11	0	0	0	0	0	0		
Income	Less than 3000 MDL	456	0.2	1	0.4	1	1	0.5	
	3000-5000 MDL	300	0.3	1	2	1	2	0.4	
	5000 - 10000 MDL	206	1	0	0.4	1	1	0.5	
	Over 10000 MDL	57	0	0	0	0	0	0	
Vehicle	I drive the vehicle	281	0.3	0	1	1	1	1	
	Another member of the family drives the vehicle	268	0	1	0.4	1	2	0.4	
	We don't own a vehicle	599	0.3	0.5	1	1	1	0.2	
Language	Romanian/Moldovan	872	0.1	1	0.4	1	1	0	
	Russian	208	1	0	3	1	2	1	
	Other	73	0	0	0	0	5	4	

Annex 3.2.4.9: "Q12. Which TV channels do you trust the most in terms of political news and events occurring in the country?", N=1155 (Figure 3.2.4)

		N	Second place					Another TV channel, %
			10 TV, %	EuroNews, %	TVR MOLDOVA, %	ITV, %	CNN, %	
Total		1155	0.2	0.1	0.5	0	0	0
Gender	Male	540	0.2	0.2	0	0	0	0
	Female	615	0.2	0	1	0	0	0
Age	18 – 25 years	109	0	0	0	0	0	0
	26 – 35 years	180	0	1	0	0	0	0
	36 – 45 years	177	0	0	0	0	0	0
	46 – 65 years	451	0.5	0	1	0	0	0
	Over 65 years	238	0	0	1	0	0	0
Urban/Rural	Urban	514	0	0.3	0.4	0	0	0
	Rural	641	0.3	0	1	0	0	0
Region	North	319	0	0.4	0	0	0	0
	Centre	305	0	0	1	0	0	0
	Chisinau	264	0.4	0	0.3	0	0	0
	South	267	0.4	0	1	0	0	0
Borough	Botanica	47	0	0	0	0	0	0
	Buiucani	56	0	0	0	0	0	0
	Centre	46	0	0	0	0	0	0
	Ciocana	45	0	0	2	0	0	0
	Riscani	51	0	0	0	0	0	0
Education	Primary/Secondary School	201	1	0	0	0	0	0
	High school/Secondary	199	0	0	0.5	0	0	0
	Vocational	351	0	0	1	0	0	0
	Upper secondary vocational education	146	0	0	0	0	0	0
	Higher education	249	0.4	1	1	0	0	0
Occupation	Civil servant	15	0	0	0	0	0	0
	Director/ Manager	9	0	0	0	0	0	0
	Qualified specialist	139	0	0	0	0	0	0
	Qualified worker	169	1	1	0	0	0	0
	Unqualified worker	94	1	0	1	0	0	0
	Farmer in an individual farm	49	0	0	0	0	0	0
	Entrepreneur	10	0	0	0	0	0	0
	Student	43	0	0	0	0	0	0
	Maternity leave	53	0	0	0	0	0	0
	Pensioner	416	0	0	1	0	0	0
	Unemployed	159	0	0	0	0	0	0
Other	11	0	0	0	0	0	0	
Income	Less than 3000 MDL	456	0.2	0	0.4	0	0	0
	3000-5000 MDL	300	0.3	0	1	0	0	0
	5000 - 10000 MDL	206	0	1	0	0	0	0
	Over 10000 MDL	57	0	0	0	0	0	0
Vehicle	I drive the vehicle	281	0.4	0.5	0	0	0	0
	Another member of the family drives the vehicle	268	0.4	0	0.4	0	0	0
	We don't own a vehicle	599	0	0	1	0	0	0
Language	Romanian/Moldovan	872	0.2	0	1	0	0	0
	Russian	208	0	1	0.5	0	0	0
	Other	73	0	0	0	0	0	0

Annex 3.2.4.10: "Q12. Which TV channels do you trust the most in terms of political news and events occurring in the country?", N=1155 (Figure 3.2.4)

		N	Second place					DON'T KNOW/ NO ANSWER, %
			TVC 21, %	Al Jazeera, %	TV 5 Monde, %	Another channel, %	None, %	
Total		1155	0	0	0	1	27	14
Gender	Male	540	0	0	0	1	28	13
	Female	615	0	0	0	1	25	14
Age	18 - 25 years	109	0	0	0	1	26	17
	26 - 35 years	180	0	0	0	0	23	17
	36 - 45 years	177	0	0	0	2	29	9
	46 - 65 years	451	0	0	0	0.5	27	12
	Over 65 years	238	0	0	0	1	27	17
Urban/Rural	Urban	514	0	0	0	1	23	10
	Rural	641	0	0	0	1	29	17
Region	North	319	0	0	0	1	31	20
	Centre	305	0	0	0	1	25	14
	Chisinau	264	0	0	0	0	21	10
	South	267	0	0	0	1	28	9
Borough	Botanica	47	0	0	0	0	22	14
	Buiucani	56	0	0	0	0	19	7
	Centre	46	0	0	0	0	26	4
	Ciocana	45	0	0	0	0	5	27
	Riscani	51	0	0	0	0	24	0
Education	Primary/Secondary School	201	0	0	0	1	26	21
	High school/Secondary	199	0	0	0	1	24	18
	Vocational	351	0	0	0	1	28	10
	Upper secondary vocational education	146	0	0	0	0	32	12
	Higher education	249	0	0	0	1	25	10
Occupation	Civil servant	15	0	0	0	0	49	0
	Director/ Manager	9	0	0	0	0	22	14
	Qualified specialist	139	0	0	0	0	23	7
	Qualified worker	169	0	0	0	1	26	10
	Unqualified worker	94	0	0	0	2	25	10
	Farmer in an individual farm	49	0	0	0	0	44	26
	Entrepreneur	10	0	0	0	9	41	0
	Student	43	0	0	0	0	16	18
	Maternity leave	53	0	0	0	0	19	15
	Pensioner	416	0	0	0	1	27	14
	Unemployed	159	0	0	0	0	24	22
Other	11	0	0	0	0	40	9	
Income	Less than 3000 MDL	456	0	0	0	1	27	17
	3000-5000 MDL	300	0	0	0	2	27	11
	5000 - 10000 MDL	206	0	0	0	0	25	8
	Over 10000 MDL	57	0	0	0	0	17	14
Vehicle	I drive the vehicle	281	0	0	0	1	28	13
	Another member of the family drives the vehicle	268	0	0	0	1	23	12
	We don't own a vehicle	599	0	0	0	1	28	14
Language	Romanian/Moldovan	872	0	0	0	1	27	14
	Russian	208	0	0	0	0.4	28	13
	Other	73	0	0	0	3	22	9

Annex 3.2.4.11: "Q12. Which TV channels do you trust the most in terms of political news and events occurring in the country?", N=1155 (Figure 3.2.4)

		N	Third place					
			PRIME / Pervyi Kanal v Moldove (ORT), %	Jurnal TV, %	Moldova 1, %	PRO TV, %	NTV/HTB, %	RTR MOLDOVA (Rosnya PTP), %
Total		1155	6	2	4	3	3	3
Gender	Male	540	5	1	3	4	2	3
	Female	615	6	3	5	3	4	3
Age	18 - 25 years	109	8	1	2	5	2	2
	26 - 35 years	180	6	2	2	4	2	3
	36 - 45 years	177	4	3	4	4	3	5
	46 - 65 years	451	5	2	5	3	3	3
	Over 65 years	238	7	2	5	2	3	2
Urban/Rural	Urban	514	6	2	4	4	4	4
	Rural	641	5	2	4	3	2	3
Region	North	319	3	1	3	3	1	3
	Centre	305	5	1	6	3	2	2
	Chisinau	264	7	4	4	5	6	3
	South	267	9	3	2	1	3	5
Borough	Botanica	47	2	8	4	4	4	2
	Buiucani	56	10	2	5	2	7	5
	Centre	46	4	10	6	6	2	2
	Ciocana	45	11	2	0	11	6	6
	Riscani	51	9	0	7	6	11	2
Education	Primary/Secondary School	201	6	2	3	1	0.4	2
	High school/Secondary	199	5	2	1	4	3	5
	Vocational	351	7	1	4	2	3	3
	Upper secondary vocational education	146	1	1	6	5	3	2
	Higher education	249	6	4	6	6	4	3
Occupation	Civil servant	15	14	0	6	6	0	0
	Director/ Manager	9	0	0	9	22	9	0
	Qualified specialist	139	5	3	5	5	3	4
	Qualified worker	169	2	2	3	2	3	4
	Unqualified worker	94	6	1	1	1	1	7
	Farmer in an individual farm	49	2	2	0	2	0	0
	Entrepreneur	10	0	0	9	0	0	0
	Student	43	7	2	4	9	4	2
	Maternity leave	53	12	2	0	7	0	2
	Pensioner	416	7	3	5	2	4	3
Income	Unemployed	159	6	2	5	3	2	3
	Other	11	0	0	10	11	0	0
	Less than 3000 MDL	456	5	2	4	3	3	3
	3000-5000 MDL	300	7	2	5	2	4	4
	5000 - 10000 MDL	206	6	2	3	6	3	3
Vehicle	Over 10000 MDL	57	4	2	7	7	0	4
	I drive the vehicle	281	5	1	2	4	2	3
	Another member of the family drives the vehicle	268	6	2	5	6	2	2
Language	We don't own a vehicle	599	6	2	4	2	4	4
	Romanian/Moldovan	872	5	2	5	4	1	2
	Russian	208	7	1	3	0	6	6
	Other	73	7	0	0	0	10	13

Annex 3.2.4.12: "Q12. Which TV channels do you trust the most in terms of political news and events occurring in the country?", N=1155 (Figure 3.2.4)

		N	Third place					THT Exclusiv, %
			Canal 3, %	Publika TV, %	Canal 2, %	TV 8, %	CTC (STS) Mega, %	
Total		1155	3	4	2	1	1	1
Gender	Male	540	2	6	2	1	1	1
	Female	615	3	3	2	1	1	2
Age	18 - 25 years	109	1	4	2	0	2	2
	26 - 35 years	180	3	5	2	1	4	3
	36 - 45 years	177	2	5	1	1	1	0
	46 - 65 years	451	3	4	2	1	1	1
	Over 65 years	238	2	3	2	2	0	1
Urban/R ural	Urban	514	3	5	2	1	2	2
	Rural	641	2	4	2	0.5	1	1
Region	North	319	2	4	3	0.3	2	1
	Centre	305	1	5	3	2	0	1
	Chisinau	264	4	5	1	1	0	2
	South	267	4	3	0	0	3	2
Borough	Botanica	47	4	4	2	0	0	4
	Buiucani	56	5	8	3	4	0	2
	Centre	46	6	4	0	0	0	2
	Ciocana	45	2	2	0	0	0	0
	Riscani	51	2	4	2	0	0	4
Educatio n	Primary/Secondary School	201	2	3	0.4	1	1	1
	High school/Secondary	199	3	3	2	0	1	1
	Vocational	351	2	5	3	2	1	2
	Upper secondary vocational education	146	4	3	1	1	2	1
	Higher education	249	3	6	2	1	2	2
Occupati on	Civil servant	15	0	0	12	6	0	8
	Director/ Manager	9	0	0	0	0	0	0
	Qualified specialist	139	3	8	1	1	2	2
	Qualified worker	169	4	3	1	1	2	2
	Unqualified worker	94	2	3	2	2	1	1
	Farmer in an individual farm	49	6	0	2	0	0	0
	Entrepreneur	10	10	0	0	0	0	0
	Student	43	3	6	0	0	0	0
	Maternity leave	53	5	5	7	0	8	5
	Pensioner	416	2	4	1	1	0.2	1
Income	Unemployed	159	1	5	3	0	1	1
	Other	11	10	0	0	10	0	0
	Less than 3000 MDL	456	2	5	1	0.2	1	1
	3000-5000 MDL	300	3	5	2	1	1	2
	5000 - 10000 MDL	206	4	3	3	2	3	3
Vehicle	Over 10000 MDL	57	3	9	0	0	2	0
	I drive the vehicle	281	4	6	1	1	1	1
	Another member of the family drives the vehicle	268	4	5	1	1	3	1
Language	We don't own a vehicle	599	2	4	3	1	0.4	2
	Romanian/Moldovan	872	2	5	2	1	1	1
	Russian	208	4	2	2	1	2	3
Other	Other	73	5	1	1	0	5	4

Annex 3.2.4.13: "Q12. Which TV channels do you trust the most in terms of political news and events occurring in the country?", N=1155 (Figure 3.2.4)

		N	Third place					GRT Găgăuzia, %
			Accent TV, %	Acasă, %	Ren TV Moldova, %	Moldova 2, %	N4, %	
Total		1155	1	0.3	1	1	1	0.1
Gender	Male	540	1	0.4	1	1	1	0.2
	Female	615	0.3	0.1	1	0.3	0.4	0
Age	18 – 25 years	109	0	0	0	0	2	0
	26 – 35 years	180	2	0	1	1	0	0
	36 – 45 years	177	0.5	1	0.5	2	0	0
	46 – 65 years	451	0.2	0.2	1	0.2	1	0.3
	Over 65 years	238	0	0.4	1	0.5	0.4	0
Urban/Rural	Urban	514	1	1	1	1	1	0
	Rural	641	0.3	0	1	0.4	1	0.2
Region	North	319	0	0.3	1	0	0.4	0
	Centre	305	1	0.3	0.3	1	0	0
	Chisinau	264	1	0	1	2	1	0
	South	267	0	0.4	1	0.4	1	0.4
Borough	Botanica	47	0	0	0	2	0	0
	Buiuani	56	2	0	3	3	0	0
	Centre	46	0	0	0	0	2	0
	Ciocana	45	0	0	0	0	0	0
	Riscani	51	4	0	4	2	2	0
Education	Primary/Secondary School	201	0	0.5	2	0	0	0
	High school/Secondary	199	0	0.4	0.5	1	0.4	0
	Vocational	351	1	0.3	0	1	1	0.3
	Upper secondary vocational education	146	2	0	3	1	1	0
	Higher education	249	0	0	0.4	1	0	0
Occupation	Civil servant	15	0	0	0	0	0	0
	Director/ Manager	9	0	0	0	0	0	0
	Qualified specialist	139	0	0	0	1	0	0
	Qualified worker	169	2	1	2	2	0	0
	Unqualified worker	94	1	1	1	0	1	1
	Farmer in an individual farm	49	2	0	2	0	0	0
	Entrepreneur	10	0	0	0	0	0	0
	Student	43	0	0	0	0	2	0
	Maternity leave	53	0	0	0	0	0	0
	Pensioner	416	0	0.2	1	1	1	0
	Unemployed	159	1	0	0	0	1	0
Other	11	0	0	0	0	0	0	
Income	Less than 3000 MDL	456	0	0.2	0.2	0.5	0.4	0.2
	3000-5000 MDL	300	0.4	1	3	0.3	1	0
	5000 - 10000 MDL	206	1	0	0	1	0	0
	Over 10000 MDL	57	0	0	0	0	0	0
Vehicle	I drive the vehicle	281	1	1	0.3	1	1	0.4
	Another member of the family drives the vehicle	268	0	0	1	1	0	0
	We don't own a vehicle	599	1	0.1	1	0.4	1	0
Language	Romanian/Moldovan	872	0.5	0.3	1	1	0.2	0
	Russian	208	1	0	1	1	1	1
	Other	73	0	0	0	0	3	0

Annex 3.2.4.14: "Q12. Which TV channels do you trust the most in terms of political news and events occurring in the country?", N=1155 (Figure 3.2.4)

		N	Third place					Another TV channel, %
			10 TV, %	EuroNews, %	TVR MOLDOVA, %	ITV, %	CNN, %	
Total		1155	0	0.2	0.4	0	0	0
Gender	Male	540	0	0.2	0.2	0	0	0
	Female	615	0	0.1	1	0	0	0
Age	18 - 25 years	109	0	0	1	0	0	0
	26 - 35 years	180	0	1	0	0	0	0
	36 - 45 years	177	0	0	0	0	0	0
	46 - 65 years	451	0	0	0.4	0	0	0
	Over 65 years	238	0	0.4	1	0	0	0
Urban/Rural	Urban	514	0	0.4	1	0	0	0
	Rural	641	0	0	0	0	0	0
Region	North	319	0	0.3	0	0	0	0
	Centre	305	0	0	0	0	0	0
	Chisinau	264	0	0	1	0	0	0
	South	267	0	0.4	1	0	0	0
Borough	Botanica	47	0	0	0	0	0	0
	Buiucani	56	0	0	0	0	0	0
	Centre	46	0	0	0	0	0	0
	Ciocana	45	0	0	4	0	0	0
	Riscani	51	0	0	2	0	0	0
Education	Primary/Secondary School	201	0	0	0	0	0	0
	High school/Secondary	199	0	0	1	0	0	0
	Vocational	351	0	0	0.3	0	0	0
	Upper secondary vocational education	146	0	1	1	0	0	0
	Higher education	249	0	0.3	0.4	0	0	0
Occupation	Civil servant	15	0	0	0	0	0	0
	Director/ Manager	9	0	0	0	0	0	0
	Qualified specialist	139	0	0	1	0	0	0
	Qualified worker	169	0	1	1	0	0	0
	Unqualified worker	94	0	0	0	0	0	0
	Farmer in an individual farm	49	0	0	0	0	0	0
	Entrepreneur	10	0	0	0	0	0	0
	Student	43	0	0	0	0	0	0
	Maternity leave	53	0	0	0	0	0	0
	Pensioner	416	0	0.2	1	0	0	0
	Unemployed	159	0	0	0	0	0	0
Other	11	0	0	0	0	0	0	
Income	Less than 3000 MDL	456	0	0.2	1	0	0	0
	3000-5000 MDL	300	0	0	0.3	0	0	0
	5000 - 10000 MDL	206	0	1	0	0	0	0
	Over 10000 MDL	57	0	0	0	0	0	0
Vehicle	I drive the vehicle	281	0	0.4	0.4	0	0	0
	Another member of the family drives the vehicle	268	0	0	0	0	0	0
	We don't own a vehicle	599	0	0.1	1	0	0	0
Language	Romanian/Moldovan	872	0	0.1	0.4	0	0	0
	Russian	208	0	0.4	0.4	0	0	0
	Other	73	0	0	0	0	0	0

Annex 3.2.4.15: "Q12. Which TV channels do you trust the most in terms of political news and events occurring in the country?", N=1155 (Figure 3.2.4)

		N	Third place					DON'T KNOW/NO ANSWER, %
			TVC 21, %	Al Jazeera, %	TV 5 Monde, %	Another channel, %	None, %	
Total		1155	0.1	0	0	0.4	38	25
Gender	Male	540	0.2	0	0	0	38	26
	Female	615	0	0	0	1	37	24
Age	18 - 25 years	109	0	0	0	1	40	25
	26 - 35 years	180	0	0	0	0	31	28
	36 - 45 years	177	0	0	0	0.5	44	21
	46 - 65 years	451	0.2	0	0	0.4	37	25
	Over 65 years	238	0	0	0	0.4	38	27
Urban/Rural	Urban	514	0.2	0	0	1	33	20
	Rural	641	0	0	0	0.3	41	29
Region	North	319	0	0	0	0.3	40	33
	Centre	305	0	0	0	0	39	27
	Chisinau	264	0.4	0	0	1	32	18
	South	267	0	0	0	1	39	20
Borough	Botanica	47	0	0	0	0	32	28
	Buiucani	56	0	0	0	0	32	7
	Centre	46	2	0	0	2	42	8
	Ciocana	45	0	0	0	0	11	45
	Riscani	51	0	0	0	2	33	6
Education	Primary/Secondary School	201	0	0	0	0.5	41	34
	High school/Secondary	199	0	0	0	1	36	30
	Vocational	351	0	0	0	1	37	23
	Upper secondary vocational education	146	1	0	0	0	41	20
	Higher education	249	0	0	0	0	36	18
Occupation	Civil servant	15	0	0	0	0	49	0
	Director/ Manager	9	0	0	0	0	33	26
	Qualified specialist	139	0	0	0	0	38	16
	Qualified worker	169	0	0	0	1	41	23
	Unqualified worker	94	1	0	0	0	41	23
	Farmer in an individual farm	49	0	0	0	0	48	33
	Entrepreneur	10	0	0	0	0	50	30
	Student	43	0	0	0	2	35	22
	Maternity leave	53	0	0	0	0	28	19
	Pensioner	416	0	0	0	1	38	25
	Unemployed	159	0	0	0	0	32	36
Other	11	0	0	0	0	40	20	
Income	Less than 3000 MDL	456	0	0	0	0.2	38	30
	3000-5000 MDL	300	0.3	0	0	1	37	19
	5000 - 10000 MDL	206	0	0	0	0.4	37	19
	Over 10000 MDL	57	0	0	0	0	34	28
Vehicle	I drive the vehicle	281	0	0	0	0	37	26
	Another member of the family drives the vehicle	268	0	0	0	1	36	24
	We don't own a vehicle	599	0.2	0	0	0.4	39	24
Language	Romanian/Moldovan	872	0	0	0	0.3	39	26
	Russian	208	1	0	0	1	34	23
	Other	73	0	0	0	0	30	21

Annex 3.2.5: "Q13. Do you watch TV programmes produced in Russia, e.g. NTV, RTR Rossiya?", N=1155 (Figure 3.2.5)

		N	Yes, almost each time when I watch TV, %	Yes, sometime s, %	I don't watch, %	Don't know/NA, %
Total		1155	35	40	23	1
Gender	Male	540	36	43	19	2
	Female	615	34	38	27	1
Age	18 - 25 years	109	26	44	31	0
	26 - 35 years	180	33	47	17	2
	36 - 45 years	177	41	44	14	1
	46 - 65 years	451	38	39	22	1
	Over 65 years	238	32	33	34	1
Urban/Rural	Urban	514	42	42	15	1
	Rural	641	29	39	30	1
Region	North	319	41	36	22	2
	Centre	305	19	49	32	1
	Chisinau	264	40	45	14	1
	South	267	42	31	26	1
Borough	Botanica	47	48	34	16	2
	Buiucani	56	43	37	20	0
	Centre	46	39	57	4	0
	Ciocana	45	35	46	18	0
	Riscani	51	42	47	9	2
Education	Primary/Secondary School	201	28	34	37	1
	High school/Secondary	199	36	38	23	2
	Vocational	351	37	41	22	1
	Upper secondary vocational education	146	39	36	23	2
	Higher education	249	36	49	15	0.3
Occupation	Civil servant	15	46	47	6	0
	Director/ Manager	9	35	53	0	12
	Qualified specialist	139	33	51	16	0
	Qualified worker	169	41	47	12	1
	Unqualified worker	94	50	34	15	1
	Farmer in an individual farm	49	15	43	38	4
	Entrepreneur	10	21	70	9	0
	Student	43	18	43	39	0
	Maternity leave	53	28	43	26	3
	Pensioner	416	31	36	31	1
	Unemployed	159	42	34	23	1
Other	11	48	42	11	0	
Income	Less than 3000 MDL	456	33	32	33	1
	3000-5000 MDL	300	43	38	17	1
	5000 - 10000 MDL	206	37	47	16	0
	Over 10000 MDL	57	28	60	10	2
Vehicle	I drive the vehicle	281	36	51	12	2
	Another member of the family drives the vehicle	268	33	40	25	1
	We don't own a vehicle	599	36	35	28	1
Language	Romanian/Moldovan	872	24	47	28	1
	Russian	208	67	25	6	2
	Other	73	79	12	8	1

Annex 3.2.6.1: "Q22. What type of news and programmes are interesting to you and which programmes are rather boring, linked to the TV stations you watch?", N=1353 (Figure 3.2.6)

		N	Political news from Moldova					
			Very interesting, %	Rather interesting, %	Rather not interesting, %	At all/very not interesting, %	I don't know what this is all about, %	Do n't know/ NA, %
Total		1353	47	30	12	9	1	1
Gender	Male	639	50	30	10	8	1	1
	Female	714	45	29	14	10	1	1
Age	18 – 25 years	200	35	29	15	16	2	2
	26 – 35 years	219	46	28	14	12	1	0
	36 – 45 years	189	40	38	12	8	1	1
	46 – 65 years	482	55	27	9	6	1	1
	Over 65 years	262	47	30	12	7	1	2
Urban/Rural	Urban	605	51	28	11	7	1	1
	Rural	748	44	31	12	10	2	1
Region	North	380	48	29	13	7	2	1
	Centre	337	43	35	12	7	2	1
	Chisinau	329	52	29	9	7	1	2
	South	307	44	25	13	15	1	1
Borough	Botanica	59	41	33	11	5	2	8
	Buiuani	75	56	26	10	6	1	1
	Centre	54	33	43	13	11	0	0
	Ciocana	56	74	15	7	2	2	0
	Riscani	57	63	28	6	2	0	2
Education	Primary/Secondary School	248	39	31	15	11	3	1
	High school/Secondary	246	44	28	15	10	1	2
	Vocational	386	48	29	11	9	1	1
	Upper secondary vocational education	169	45	36	9	8	1	1
	Higher education	294	57	27	9	6	0	1
Occupation	Civil servant	17	47	23	15	14	0	0
	Director/ Manager	15	51	35	0	8	0	7
	Qualified specialist	161	57	31	5	6	1	1
	Qualified worker	192	44	32	15	7	1	1
	Unqualified worker	107	44	34	11	7	3	1
	Farmer in an individual farm	59	39	27	19	13	2	0
	Entrepreneur	13	31	22	40	7	0	0
	Student	83	32	32	19	13	1	2
	Maternity leave	66	46	29	10	15	0	0
	Pensioner	450	53	27	11	6	1	1
Unemployed	191	43	27	11	14	2	2	
Other	18	36	51	6	7	0	0	
Income	Less than 3000 MDL	511	49	29	13	6	1	2
	3000-5000 MDL	345	50	27	10	10	1	1
	5000 - 10000 MDL	248	53	27	10	8	1	1
	Over 10000 MDL	72	40	32	12	15	0	1
Vehicle	I drive the vehicle	338	48	29	10	10	2	1
	Another member of the family drives the vehicle	314	49	28	13	9	1	1
	We don't own a vehicle	692	45	31	13	8	1	2
Language	Romanian/Moldovan	1032	47	31	12	7	1	1
	Russian	235	47	27	10	13	1	2
	Other	84	41	25	10	23	1	0

Annex 3.2.6.2: "Q22. What type of news and programmes are interesting to you and which programmes are rather boring, linked to the TV stations you watch?", N=1353 (Figure 3.2.6)

		N	News about events from the Republic of Moldova					
			Very interesting, %	Rather interesting, %	Rather not interesting, %	At all/very not interesting, %	I don't know what this is all about, %	Do n't know/NA, %
Total		1353	49	33	8	7	2	1
Gender	Male	639	49	33	9	6	2	1
	Female	714	50	32	8	8	2	1
Age	18 - 25 years	200	44	26	14	12	2	2
	26 - 35 years	219	44	39	9	7	1	0
	36 - 45 years	189	43	41	6	8	1	1
	46 - 65 years	482	57	28	8	4	2	1
	Over 65 years	262	48	35	6	8	1	2
Urban/Rural	Urban	605	52	31	8	6	1	1
	Rural	748	47	33	8	8	2	1
Region	North	380	54	30	7	7	1	1
	Centre	337	44	39	8	6	2	1
	Chisinau	329	53	31	8	5	1	2
	South	307	46	31	11	10	1	1
Borough	Botanica	59	49	31	7	2	2	10
	Buiucani	75	61	25	8	4	1	0
	Centre	54	40	46	13	2	0	0
	Ciocana	56	78	17	3	0	2	0
	Riscani	57	43	44	3	6	2	2
Education	Primary/Secondary School	248	45	32	9	10	3	2
	High school/Secondary	246	45	33	10	8	1	2
	Vocational	386	51	32	7	7	2	1
	Upper secondary vocational education	169	45	36	10	7	1	0
	Higher education	294	57	31	7	3	0	1
Occupation	Civil servant	17	43	44	8	0	0	5
	Director/ Manager	15	41	35	17	0	0	7
	Qualified specialist	161	56	34	2	6	2	1
	Qualified worker	192	47	37	9	6	1	1
	Unqualified worker	107	44	34	11	8	2	1
	Farmer in an individual farm	59	43	35	11	9	2	0
	Entrepreneur	13	32	47	13	8	0	0
	Student	83	40	28	17	12	1	2
	Maternity leave	66	46	29	11	13	1	0
	Pensioner	450	55	30	7	6	2	1
Income	Unemployed	191	49	31	8	8	3	1
	Other	18	48	41	5	7	0	0
	Less than 3000 MDL	511	53	31	7	6	2	2
	3000-5000 MDL	345	54	27	8	8	1	1
	5000 - 10000 MDL	248	52	27	8	9	2	1
Vehicle	Over 10000 MDL	72	38	44	9	7	1	1
	I drive the vehicle	338	49	34	8	7	2	1
	Another member of the family drives the vehicle	314	49	32	8	9	2	0.3
	We don't own a vehicle	692	50	32	8	7	1	2
Language	Romanian/Moldovan	1032	49	33	9	6	2	1
	Russian	235	48	33	9	8	1	1
	Other	84	53	28	4	14	2	0

Annex 3.2.6.3: "Q22. What type of news and programmes are interesting to you and which programmes are rather boring, linked to the TV stations you watch?", N=1353 (Figure 3.2.6)

		N	News about car accidents, crimes, fires, etc.					
			Very interesting, %	Rather interesting, %	Rather not interesting, %	At all/very not interesting, %	I don't know what this is all about, %	Do n't know /N A, %
Total		1353	42	29	13	13	1	1
Gender	Male	639	46	30	11	10	1	1
	Female	714	38	28	15	17	2	1
Age	18 - 25 years	200	41	33	13	10	2	2
	26 - 35 years	219	49	28	11	10	1	0.4
	36 - 45 years	189	40	28	17	13	2	1
	46 - 65 years	482	44	28	12	14	1	1
	Over 65 years	262	34	29	16	18	1	1
Urban/Rural	Urban	605	40	29	15	14	1	1
	Rural	748	43	29	12	13	2	1
Region	North	380	47	24	14	13	1	1
	Centre	337	36	37	12	13	2	0.3
	Chisinau	329	38	28	18	14	1	2
	South	307	46	27	10	13	2	1
Borough	Botanica	59	36	29	11	14	2	8
	Buiucani	75	40	26	22	13	0	0
	Centre	54	25	26	22	26	0	0
	Ciocana	56	69	14	10	7	2	0
	Riscani	57	21	47	23	6	0	2
Education	Primary/Secondary School	248	39	26	15	17	4	1
	High school/Secondary	246	48	26	12	11	1	2
	Vocational	386	43	29	13	12	2	1
	Upper secondary vocational education	169	38	36	12	13	1	0
	Higher education	294	40	30	14	14	0	1
Occupation	Civil servant	17	53	40	8	0	0	0
	Director/ Manager	15	38	34	14	7	0	7
	Qualified specialist	161	47	27	12	12	1	1
	Qualified worker	192	41	30	12	15	1	1
	Unqualified worker	107	51	25	10	10	4	1
	Farmer in an individual farm	59	37	25	18	18	2	0
	Entrepreneur	13	25	14	31	30	0	0
	Student	83	35	33	16	14	1	2
	Maternity leave	66	43	31	15	11	0	0
	Pensioner	450	41	27	15	15	1	1
	Unemployed	191	44	30	12	11	3	1
Other	18	51	43	0	5	0	0	
Income	Less than 3000 MDL	511	44	28	13	12	2	1
	3000-5000 MDL	345	45	27	13	12	1	1
	5000 - 10000 MDL	248	46	25	13	14	1	1
	Over 10000 MDL	72	31	37	14	17	0	1
Vehicle	I drive the vehicle	338	45	30	12	11	2	1
	Another member of the family drives the vehicle	314	36	33	15	15	1	0.3
	We don't own a vehicle	692	43	27	13	14	1	2
Language	Romanian/Moldovan	1032	43	30	13	12	1	1
	Russian	235	36	28	16	18	1	1
	Other	84	46	21	9	22	2	0

Annex 3.2.6.4: "Q22. What type of news and programmes are interesting to you and which programmes are rather boring, linked to the TV stations you watch?", N=1353 (Figure 3.2.6)

		N	News about events - theatre, concerts					
			Very interesting, %	Rather interesting, %	Rather not interesting, %	At all/very not interesting, %	I don't know what this is all about, %	Do n't know /N A, %
Total		1353	20	31	21	24	3	1
Gender	Male	639	17	29	23	27	3	1
	Female	714	23	33	20	20	2	1
Age	18 - 25 years	200	21	31	22	21	2	2
	26 - 35 years	219	20	28	21	28	3	0
	36 - 45 years	189	17	36	18	27	2	1
	46 - 65 years	482	19	31	23	22	4	1
	Over 65 years	262	23	31	21	23	1	2
Urban/Rural	Urban	605	21	34	22	20	1	1
	Rural	748	19	29	21	26	4	1
Region	North	380	18	28	26	25	2	1
	Centre	337	17	32	22	23	5	0.3
	Chisinau	329	23	36	20	17	1	2
	South	307	22	29	17	29	2	1
Borough	Botanica	59	37	23	21	7	3	10
	Buiuani	75	15	36	21	26	1	0
	Centre	54	24	56	14	5	0	0
	Ciocana	56	35	37	17	9	2	0
	Riscani	57	14	35	30	18	0	3
Education	Primary/Secondary School	248	14	24	24	32	5	2
	High school/Secondary	246	20	30	23	23	3	2
	Vocational	386	21	33	21	22	3	1
	Upper secondary vocational education	169	17	38	23	20	2	0
	Higher education	294	25	34	18	21	1	1
Occupation	Civil servant	17	29	41	5	20	0	5
	Director/ Manager	15	22	34	37	0	0	7
	Qualified specialist	161	26	33	18	20	2	1
	Qualified worker	192	17	30	24	26	2	1
	Unqualified worker	107	14	29	22	29	5	1
	Farmer in an individual farm	59	9	23	38	29	2	0
	Entrepreneur	13	6	31	29	34	0	0
	Student	83	21	43	17	16	1	2
	Maternity leave	66	23	25	25	25	1	0
	Pensioner	450	23	32	20	21	3	1
	Unemployed	191	18	30	21	25	4	1
	Other	18	6	58	18	18	0	0
Income	Less than 3000 MDL	511	21	31	21	23	3	1
	3000-5000 MDL	345	22	29	23	22	2	1
	5000 - 10000 MDL	248	24	30	20	24	2	1
	Over 10000 MDL	72	13	40	21	23	1	1
Vehicle	I drive the vehicle	338	16	29	21	31	2	1
	Another member of the family drives the vehicle	314	20	33	23	20	3	1
	We don't own a vehicle	692	22	31	21	22	3	2
Language	Romanian/Moldovan	1032	21	33	22	21	3	1
	Russian	235	14	31	23	29	2	1
	Other	84	22	19	15	40	2	1

Annex 3.2.6.5: "Q22. What type of news and programmes are interesting to you and which programmes are rather boring, linked to the TV stations you watch?", N=1353 (Figure 3.2.6)

		N	News about celebrities - actors, singers, celebrities					I don't know what this is all about, %	Do n't know /N A, %
			Very interesting, %	Rather interesting, %	Rather not interesting, %	At all/very not interesting, %			
Total		1353	22	28	24	23	3	1	
Gender	Male	639	18	25	26	27	3	1	
	Female	714	25	30	21	19	3	1	
Age	18 - 25 years	200	21	26	25	23	3	2	
	26 - 35 years	219	26	26	19	26	4	0	
	36 - 45 years	189	20	30	24	25	1	1	
	46 - 65 years	482	23	28	23	21	3	1	
	Over 65 years	262	17	29	28	21	3	2	
Urban/Rural	Urban	605	19	30	26	22	2	1	
	Rural	748	24	26	22	23	4	1	
Region	North	380	26	26	25	20	2	1	
	Centre	337	18	29	28	20	4	1	
	Chisinau	329	21	30	23	23	2	2	
	South	307	21	26	18	29	5	1	
Borough	Botanica	59	30	35	20	3	3	8	
	Buiuani	75	14	27	21	35	2	0	
	Centre	54	14	39	29	18	0	0	
	Ciocana	56	37	25	26	10	2	0	
	Riscani	57	8	31	27	32	0	2	
Education	Primary/Secondary School	248	16	28	23	26	6	1	
	High school/Secondary	246	22	26	25	23	3	2	
	Vocational	386	22	27	26	21	4	1	
	Upper secondary vocational education	169	23	31	21	23	1	1	
	Higher education	294	25	28	22	22	1	1	
Occupation	Civil servant	17	40	28	5	22	5	0	
	Director/ Manager	15	21	8	51	13	0	7	
	Qualified specialist	161	23	29	20	25	2	1	
	Qualified worker	192	21	25	27	24	2	1	
	Unqualified worker	107	19	21	31	23	6	1	
	Farmer in an individual farm	59	12	23	39	21	4	2	
	Entrepreneur	13	31	35	17	17	0	0	
	Student	83	18	34	26	18	1	2	
	Maternity leave	66	31	21	22	25	1	0	
	Pensioner	450	21	31	25	18	4	1	
	Unemployed	191	26	25	16	28	4	1	
Other	18	17	23	28	31	0	0		
Income	Less than 3000 MDL	511	24	27	24	20	4	2	
	3000-5000 MDL	345	20	26	26	23	3	1	
	5000 - 10000 MDL	248	24	29	23	22	2	1	
	Over 10000 MDL	72	18	28	25	26	1	1	
Vehicle	I drive the vehicle	338	19	25	22	28	5	1	
	Another member of the family drives the vehicle	314	25	31	21	20	2	1	
	We don't own a vehicle	692	21	27	26	21	3	2	
Language	Romanian/Moldovan	1032	23	29	24	20	3	1	
	Russian	235	16	28	22	30	3	1	
	Other	84	18	15	20	39	8	0	

Annex 3.2.6.6: "Q22. What type of news and programmes are interesting to you and which programmes are rather boring, linked to the TV stations you watch?", N=1353 (Figure 3.2.6)

		N	High Tech and IT news					I don't know what this is all about, %	Don't know /NA, %
			Very interesting, %	Rather interesting, %	Rather not interesting, %	At all/very not interesting, %			
Total		1353	14	21	22	29	13	2	
Gender	Male	639	20	25	18	23	12	2	
	Female	714	8	17	26	34	14	2	
Age	18 – 25 years	200	21	28	19	24	5	2	
	26 – 35 years	219	22	25	22	25	5	1	
	36 – 45 years	189	15	28	23	26	7	1	
	46 – 65 years	482	11	18	23	30	16	1	
	Over 65 years	262	4	13	21	35	25	2	
Urban/Rural	Urban	605	15	25	25	25	8	1	
	Rural	748	13	18	20	31	17	2	
Region	North	380	11	21	24	31	13	1	
	Centre	337	12	17	22	27	20	1	
	Chisinau	329	19	25	22	23	8	2	
	South	307	13	21	20	33	11	2	
Borough	Botanica	59	28	32	14	12	6	8	
	Buiuani	75	16	21	17	28	18	0	
	Centre	54	22	25	27	22	4	0	
	Ciocana	56	19	24	35	18	3	0	
	Riscani	57	14	24	29	27	5	2	
Education	Primary/Secondary School	248	5	14	14	37	27	3	
	High school/Secondary	246	15	16	25	31	11	2	
	Vocational	386	15	21	24	24	14	1	
	Upper secondary vocational education	169	12	25	23	33	8	0	
	Higher education	294	20	28	23	24	4	1	
Occupation	Civil servant	17	28	35	21	11	5	0	
	Director/ Manager	15	49	30	14	0	0	7	
	Qualified specialist	161	25	23	23	22	6	1	
	Qualified worker	192	17	24	23	27	7	1	
	Unqualified worker	107	13	20	24	27	16	1	
	Farmer in an individual farm	59	15	19	18	32	16	0	
	Entrepreneur	13	16	17	8	30	29	0	
	Student	83	28	29	18	19	2	3	
	Maternity leave	66	10	33	26	25	5	0	
	Pensioner	450	6	16	23	32	21	2	
	Unemployed	191	10	21	21	34	12	2	
Other	18	17	18	12	41	12	0		
Income	Less than 3000 MDL	511	8	14	23	33	20	2	
	3000-5000 MDL	345	13	22	24	28	12	2	
	5000 - 10000 MDL	248	21	29	19	25	5	1	
	Over 10000 MDL	72	24	29	14	22	9	1	
Vehicle	I drive the vehicle	338	24	30	16	23	7	1	
	Another member of the family drives the vehicle	314	12	20	21	31	14	1	
	We don't own a vehicle	692	10	17	25	30	16	2	
Language	Romanian/Moldovan	1032	14	20	23	27	15	2	
	Russian	235	12	30	21	29	6	1	
	Other	84	19	13	15	46	7	0	

Annex 3.2.6.7: "Q22. What type of news and programmes are interesting to you and which programmes are rather boring, linked to the TV stations you watch?", N=1353 (Figure 3.2.6)

		N	Weather forecast					I don't know what this is all about, %	Do n't know/NA, %
			Very interesting, %	Rather interesting, %	Rather not interesting, %	At all/very not interesting, %			
Total		1353	64	20	5	8	2	1	
Gender	Male	639	61	22	5	8	2	1	
	Female	714	67	18	4	8	2	1	
Age	18 – 25 years	200	51	24	10	12	2	2	
	26 – 35 years	219	57	25	5	9	4	0	
	36 – 45 years	189	64	21	6	7	2	1	
	46 – 65 years	482	71	16	3	7	2	1	
	Over 65 years	262	68	17	3	9	2	1	
Urban/Rural	Urban	605	63	23	4	8	1	1	
	Rural	748	66	17	5	9	3	1	
Region	North	380	67	18	5	7	2	1	
	Centre	337	67	20	4	6	2	0.3	
	Chisinau	329	62	23	6	7	1	2	
	South	307	60	17	5	14	3	1	
Borough	Botanica	59	68	15	4	3	2	8	
	Buiuani	75	50	30	10	8	1	0	
	Centre	54	66	27	0	7	0	0	
	Ciocana	56	80	12	7	0	2	0	
	Riscani	57	56	34	5	4	0	2	
Education	Primary/Secondary School	248	59	20	5	11	3	1	
	High school/Secondary	246	64	18	6	9	2	2	
	Vocational	386	71	14	4	8	2	1	
	Upper secondary vocational education	169	57	29	5	6	2	0	
	Higher education	294	65	22	4	7	1	1	
Occupation	Civil servant	17	68	32	0	0	0	0	
	Director/ Manager	15	57	29	0	7	0	7	
	Qualified specialist	161	65	21	4	6	2	1	
	Qualified worker	192	65	18	4	9	2	1	
	Unqualified worker	107	67	12	8	8	4	1	
	Farmer in an individual farm	59	56	22	11	8	4	0	
	Entrepreneur	13	61	30	9	0	0	0	
	Student	83	44	30	12	11	1	2	
	Maternity leave	66	60	22	4	13	1	0	
	Pensioner	450	74	15	3	5	2	1	
Unemployed	191	59	21	4	12	3	1		
Other	18	53	42	0	6	0	0		
Income	Less than 3000 MDL	511	70	16	4	7	2	1	
	3000-5000 MDL	345	66	18	4	8	2	1	
	5000 - 10000 MDL	248	65	15	7	9	2	1	
	Over 10000 MDL	72	49	40	3	7	0	1	
Vehicle	I drive the vehicle	338	56	24	6	10	3	1	
	Another member of the family drives the vehicle	314	59	24	6	8	2	1	
	We don't own a vehicle	692	71	15	4	7	1	1	
Language	Romanian/Moldovan	1032	68	18	5	6	2	1	
	Russian	235	58	25	4	11	1	1	
	Other	84	41	21	7	25	5	0	

Annex 3.2.6.8: "Q22. What type of news and programmes are interesting to you and which programmes are rather boring, linked to the TV stations you watch?", N=1353 (Figure 3.2.6)

		N	Horoscope					I don't know what this is all about, %	Do n't know /N A, %
			Very interesting, %	Rather interesting, %	Rather not interesting, %	At all/very not interesting, %			
Total		1353	18	17	17	43	5	1	
Gender	Male	639	13	13	19	48	6	2	
	Female	714	22	20	15	38	4	1	
Age	18 - 25 years	200	19	17	22	39	2	2	
	26 - 35 years	219	20	18	15	42	5	0	
	36 - 45 years	189	15	17	19	43	4	1	
	46 - 65 years	482	19	17	16	41	6	2	
	Over 65 years	262	13	15	15	49	7	2	
Urban/Rural	Urban	605	18	17	18	44	3	1	
	Rural	748	17	17	16	42	6	2	
Region	North	380	18	16	17	43	6	1	
	Centre	337	16	17	18	42	6	1	
	Chisinau	329	18	19	17	42	2	2	
	South	307	19	15	16	43	5	1	
Borough	Botanica	59	31	16	15	29	2	8	
	Buiuani	75	14	19	24	42	1	0	
	Centre	54	12	24	22	41	2	0	
	Ciocana	56	26	19	15	35	5	0	
	Riscani	57	9	21	13	56	0	2	
Education	Primary/Secondary School	248	18	13	16	42	9	2	
	High school/Secondary	246	20	15	17	42	4	2	
	Vocational	386	19	17	17	41	6	1	
	Upper secondary vocational education	169	15	22	20	40	3	0	
	Higher education	294	16	16	17	48	2	1	
Occupation	Civil servant	17	12	32	12	37	8	0	
	Director/ Manager	15	17	15	0	54	7	7	
	Qualified specialist	161	17	20	17	42	3	1	
	Qualified worker	192	16	20	19	41	2	2	
	Unqualified worker	107	22	9	16	47	6	1	
	Farmer in an individual farm	59	16	14	20	44	4	2	
	Entrepreneur	13	21	15	34	31	0	0	
	Student	83	17	14	25	41	1	2	
	Maternity leave	66	29	18	15	33	4	0	
	Pensioner	450	17	15	15	45	7	1	
Income	Unemployed	191	20	18	17	37	7	1	
	Other	18	11	28	18	43	0	0	
	Less than 3000 MDL	511	20	16	16	39	7	2	
	3000-5000 MDL	345	19	17	16	43	4	2	
	5000 - 10000 MDL	248	18	14	15	49	3	1	
Vehicle	Over 10000 MDL	72	17	21	19	37	4	1	
	I drive the vehicle	338	13	13	19	49	5	1	
	Another member of the family drives the vehicle	314	18	22	17	38	3	1	
Language	We don't own a vehicle	692	20	16	16	41	6	2	
	Romanian/Moldovan	1032	19	17	19	40	5	1	
	Russian	235	15	15	14	50	5	1	
	Other	84	12	18	4	59	5	1	

Annex 3.2.6.9: "Q22. What type of news and programmes are interesting to you and which programmes are rather boring, linked to the TV stations you watch?", N=1353 (Figure 3.2.6)

		N	Features and documentaries on economic, legal, historical, science, etc. topics					
			Very interesting, %	Rather interesting, %	Rather not interesting, %	At all/very not interesting, %	I don't know what this is all about, %	Do n't know/NA, %
Total		1353	27	30	19	19	3	1
Gender	Male	639	29	31	16	18	4	2
	Female	714	25	29	22	20	3	1
Age	18 - 25 years	200	24	30	19	21	4	2
	26 - 35 years	219	30	30	21	15	3	0.4
	36 - 45 years	189	29	33	19	15	3	1
	46 - 65 years	482	28	31	16	20	4	2
	Over 65 years	262	23	26	23	22	3	2
Urban/Rural	Urban	605	29	32	20	16	2	1
	Rural	748	25	29	18	22	5	2
Region	North	380	28	35	18	16	2	1
	Centre	337	21	30	21	21	6	2
	Chisinau	329	32	33	19	12	2	2
	South	307	26	22	18	28	5	1
Borough	Botanica	59	35	28	18	8	2	10
	Buiuani	75	31	36	19	13	1	0
	Centre	54	21	44	25	11	0	0
	Ciocana	56	41	20	27	10	2	0
	Riscani	57	31	43	13	10	2	2
Education	Primary/Secondary School	248	16	25	19	29	8	3
	High school/Secondary	246	25	24	23	23	4	2
	Vocational	386	27	33	22	15	3	1
	Upper secondary vocational education	169	26	42	17	13	2	1
	Higher education	294	39	30	14	15	0	1
Occupation	Civil servant	17	35	40	13	7	0	5
	Director/ Manager	15	27	36	8	22	0	7
	Qualified specialist	161	40	31	11	14	2	1
	Qualified worker	192	32	29	20	16	2	1
	Unqualified worker	107	22	28	25	13	10	1
	Farmer in an individual farm	59	16	35	14	27	5	2
	Entrepreneur	13	15	41	37	7	0	0
	Student	83	23	35	18	18	4	2
	Maternity leave	66	34	31	20	15	0	0
	Pensioner	450	26	27	22	21	3	2
	Unemployed	191	20	33	16	24	5	2
Other	18	11	46	24	13	6	0	
Income	Less than 3000 MDL	511	22	30	21	21	4	2
	3000-5000 MDL	345	33	25	18	19	4	2
	5000 - 10000 MDL	248	35	30	18	14	2	1
	Over 10000 MDL	72	21	33	18	23	4	1
Vehicle	I drive the vehicle	338	33	31	14	18	3	1
	Another member of the family drives the vehicle	314	26	29	21	18	5	1
	We don't own a vehicle	692	24	30	21	20	3	2
Language	Romanian/Moldovan	1032	27	31	19	18	4	2
	Russian	235	27	31	18	19	3	1
	Other	84	26	19	17	35	2	1

Annex 3.2.6.10: "Q22. What type of news and programmes are interesting to you and which programmes are rather boring, linked to the TV stations you watch?", N=1353 (Figure 3.2.6)

		N	Talk shows					
			Very interesting, %	Rather interesting, %	Rather not interesting, %	At all/very not interesting, %	I don't know what this is all about, %	Do n't know/NA, %
Total		1353	21	27	23	21	7	2
Gender	Male	639	18	25	24	23	8	2
	Female	714	23	28	22	20	6	1
Age	18 - 25 years	200	14	26	26	29	3	2
	26 - 35 years	219	20	24	23	26	7	1
	36 - 45 years	189	19	28	26	20	7	1
	46 - 65 years	482	25	27	20	18	7	2
	Over 65 years	262	21	29	22	18	7	2
Urban/Rural	Urban	605	21	29	26	19	5	1
	Rural	748	21	26	21	23	8	2
Region	North	380	25	28	25	15	5	1
	Centre	337	19	31	20	20	8	1
	Chisinau	329	22	24	25	23	4	2
	South	307	16	24	21	28	9	2
Borough	Botanica	59	33	28	18	10	3	8
	Buiuani	75	16	15	30	33	5	0
	Centre	54	17	24	27	30	2	0
	Ciocana	56	28	23	32	14	3	0
	Riscani	57	20	35	23	18	3	2
Education	Primary/Secondary School	248	16	24	20	25	12	3
	High school/Secondary	246	22	24	24	23	6	2
	Vocational	386	26	25	22	20	7	1
	Upper secondary vocational education	169	21	33	23	18	5	0
	Higher education	294	18	32	26	20	3	1
Occupation	Civil servant	17	12	48	21	7	13	0
	Director/ Manager	15	8	48	30	7	0	7
	Qualified specialist	161	20	29	25	20	5	1
	Qualified worker	192	24	24	25	19	6	2
	Unqualified worker	107	16	25	24	20	14	1
	Farmer in an individual farm	59	16	25	28	26	5	0
	Entrepreneur	13	14	24	22	32	8	0
	Student	83	12	31	27	26	3	2
	Maternity leave	66	25	29	18	26	1	0
	Pensioner	450	25	28	22	16	7	2
	Unemployed	191	18	24	22	27	8	1
	Other	18	11	17	12	54	6	0
Income	Less than 3000 MDL	511	22	28	22	17	8	2
	3000-5000 MDL	345	22	24	22	23	8	1
	5000 - 10000 MDL	248	22	29	21	23	3	1
	Over 10000 MDL	72	17	31	21	26	4	1
Vehicle	I drive the vehicle	338	19	24	24	23	9	1
	Another member of the family drives the vehicle	314	22	27	22	22	7	1
	We don't own a vehicle	692	21	29	23	20	5	2
Language	Romanian/Moldovan	1032	22	29	23	19	6	2
	Russian	235	16	26	26	25	7	1
	Other	84	23	9	12	40	15	1

Annex 3.2.6.11: "Q22. What type of news and programmes are interesting to you and which programmes are rather boring, linked to the TV stations you watch?", N=1353 (Figure 3.2.6)

		N	Entertainment – competitions, e.g. Moldova's Got Talent, X Factor, etc.					
			Very interesting, %	Rather interesting, %	Rather not interesting, %	At all/very not interesting, %	I don't know what this is all about, %	Do n't know/NA, %
Total		1353	36	25	16	16	5	1
Gender	Male	639	30	25	19	18	6	2
	Female	714	43	25	14	14	3	1
Age	18 – 25 years	200	37	27	15	16	2	3
	26 – 35 years	219	31	26	20	18	5	0.4
	36 – 45 years	189	35	25	22	14	3	1
	46 – 65 years	482	40	23	15	16	5	1
	Over 65 years	262	34	27	13	15	8	2
Urban/Rural	Urban	605	35	26	20	14	4	1
	Rural	748	38	24	13	17	6	2
Region	North	380	37	28	15	14	3	1
	Centre	337	39	29	13	12	7	1
	Chisinau	329	32	26	23	15	1	2
	South	307	37	15	14	24	8	1
Borough	Botanica	59	45	28	11	7	2	8
	Buiucani	75	20	34	31	12	3	0
	Centre	54	37	16	29	16	2	0
	Ciocana	56	50	14	24	11	2	0
	Riscani	57	15	37	27	20	0	2
Education	Primary/Secondary School	248	33	23	15	19	7	3
	High school/Secondary	246	41	26	12	15	4	2
	Vocational	386	39	22	16	15	7	1
	Upper secondary vocational education	169	37	30	17	13	3	1
	Higher education	294	33	27	21	16	2	1
Occupation	Civil servant	17	33	28	20	8	12	0
	Director/ Manager	15	14	29	21	29	0	7
	Qualified specialist	161	33	28	21	13	4	1
	Qualified worker	192	32	23	26	15	4	1
	Unqualified worker	107	38	23	17	13	7	2
	Farmer in an individual farm	59	37	22	10	22	7	2
	Entrepreneur	13	23	22	40	15	0	0
	Student	83	33	40	12	10	2	2
	Maternity leave	66	48	18	11	21	1	1
	Pensioner	450	42	24	12	15	6	2
Unemployed	191	35	24	15	20	5	1	
Other	18	35	29	23	13	0	0	
Income	Less than 3000 MDL	511	42	24	12	15	7	2
	3000-5000 MDL	345	39	23	17	16	3	2
	5000 - 10000 MDL	248	36	25	16	17	4	1
	Over 10000 MDL	72	35	21	25	15	1	3
Vehicle	I drive the vehicle	338	29	27	18	19	6	1
	Another member of the family drives the vehicle	314	38	31	14	13	4	1
	We don't own a vehicle	692	39	22	17	16	5	2
Language	Romanian/Moldovan	1032	40	27	16	12	3	2
	Russian	235	23	24	20	26	6	2
	Other	84	26	7	16	31	19	0

Annex 3.2.6.12: "Q22. What type of news and programmes are interesting to you and which programmes are rather boring, linked to the TV stations you watch?", N=1353 (Figure 3.2.6)

		N	Sports					I don't know what this is all about, %	Do n't know/NA, %
			Very interesting, %	Rather interesting, %	Rather not interesting, %	At all/very not interesting, %			
Total		1353	28	20	20	28	3	1	
Gender	Male	639	47	24	13	12	3	1	
	Female	714	11	17	27	42	3	1	
Age	18 - 25 years	200	35	25	17	19	2	2	
	26 - 35 years	219	34	21	16	25	3	0.4	
	36 - 45 years	189	30	27	18	22	2	1	
	46 - 65 years	482	28	16	22	29	3	1	
	Over 65 years	262	16	18	25	37	3	2	
Urban/Rural	Urban	605	31	22	22	22	2	1	
	Rural	748	25	19	19	32	4	1	
Region	North	380	30	21	19	27	2	1	
	Centre	337	26	21	22	27	3	1	
	Chisinau	329	35	21	21	20	1	2	
	South	307	21	17	18	37	5	2	
Borough	Botanica	59	34	20	19	18	2	8	
	Buiuani	75	43	22	19	14	1	0	
	Centre	54	28	23	21	28	0	0	
	Ciocana	56	35	17	28	15	5	0	
	Riscani	57	29	25	20	24	0	2	
Education	Primary/Secondary School	248	18	14	20	42	5	2	
	High school/Secondary	246	29	18	22	28	2	2	
	Vocational	386	28	20	24	24	3	1	
	Upper secondary vocational education	169	31	26	19	21	2	1	
	Higher education	294	34	24	15	25	2	1	
Occupation	Civil servant	17	35	23	5	22	14	0	
	Director/ Manager	15	7	38	29	19	0	7	
	Qualified specialist	161	39	21	12	25	3	1	
	Qualified worker	192	41	16	19	22	2	1	
	Unqualified worker	107	32	18	18	27	4	1	
	Farmer in an individual farm	59	28	22	22	24	4	0	
	Entrepreneur	13	26	30	30	14	0	0	
	Student	83	32	28	17	20	1	2	
	Maternity leave	66	8	22	23	42	3	1	
	Pensioner	450	20	17	25	34	3	1	
Income	Unemployed	191	26	23	20	25	4	2	
	Other	18	59	36	5	0	0	0	
	Less than 3000 MDL	511	24	16	22	34	3	2	
	3000-5000 MDL	345	27	19	24	27	3	1	
	5000 - 10000 MDL	248	35	19	17	25	3	1	
Vehicle	Over 10000 MDL	72	46	23	9	18	1	1	
	I drive the vehicle	338	47	23	13	13	3	1	
	Another member of the family drives the vehicle	314	22	18	26	30	4	1	
Language	We don't own a vehicle	692	22	19	22	34	2	2	
	Romanian/Moldovan	1032	28	20	22	26	2	1	
	Russian	235	29	22	17	28	3	2	
	Other	84	19	12	13	45	11	0	

Annex 3.2.6.13: "Q22. What type of news and programmes are interesting to you and which programmes are rather boring, linked to the TV stations you watch?", N=1353 (Figure 3.2.6)

		N	Shows about health, medical care and education					
			Very interesting, %	Rather interesting, %	Rather not interesting, %	At all/very not interesting, %	I don't know what this is all about, %	Don't know/N/A, %
Total		1353	45	25	15	12	2	1
Gender	Male	639	36	26	20	14	2	1
	Female	714	53	23	11	10	2	1
Age	18 – 25 years	200	32	21	25	17	2	2
	26 – 35 years	219	35	22	22	18	3	0
	36 – 45 years	189	44	29	17	8	2	1
	46 – 65 years	482	50	26	11	9	2	1
	Over 65 years	262	55	23	9	10	1	1
Urban/Rural	Urban	605	46	21	19	12	1	1
	Rural	748	45	27	12	12	3	1
Region	North	380	49	26	13	10	1	1
	Centre	337	47	27	14	8	4	1
	Chisinau	329	38	25	22	12	2	2
	South	307	46	20	13	19	2	1
Borough	Botanica	59	42	26	19	4	2	8
	Buiucani	75	38	23	21	15	2	0
	Centre	54	31	25	33	11	0	0
	Ciocana	56	57	19	16	5	3	0
	Riscani	57	29	31	25	13	0	2
Education	Primary/Secondary School	248	45	26	13	12	4	1
	High school/Secondary	246	49	22	11	15	1	2
	Vocational	386	47	25	13	10	3	1
	Upper secondary vocational education	169	40	25	23	10	2	0
	Higher education	294	43	24	19	13	1	1
Occupation	Civil servant	17	53	22	25	0	0	0
	Director/ Manager	15	47	17	14	15	0	7
	Qualified specialist	161	36	27	19	14	3	1
	Qualified worker	192	47	23	16	12	1	1
	Unqualified worker	107	43	27	17	8	4	1
	Farmer in an individual farm	59	43	34	9	10	2	2
	Entrepreneur	13	23	46	24	7	0	0
	Student	83	26	25	26	20	1	2
	Maternity leave	66	46	26	11	16	1	0
	Pensioner	450	58	21	9	9	2	1
Unemployed	191	37	25	17	17	4	1	
Other	18	34	23	37	6	0	0	
Income	Less than 3000 MDL	511	51	25	11	10	2	1
	3000-5000 MDL	345	47	23	14	13	2	1
	5000 - 10000 MDL	248	47	19	18	13	2	1
	Over 10000 MDL	72	34	28	18	18	0	1
Vehicle	I drive the vehicle	338	32	25	21	19	3	1
	Another member of the family drives the vehicle	314	48	23	18	9	2	0.3
	We don't own a vehicle	692	50	25	12	10	2	1
Language	Romanian/Moldovan	1032	48	24	15	9	2	1
	Russian	235	37	27	15	18	2	1
	Other	84	31	18	15	31	5	0

Annex 3.2.6.14: "Q22. What type of news and programmes are interesting to you and which programmes are rather boring, linked to the TV stations you watch?", N=1353 (Figure 3.2.6)

		N	Films and TV series					I don't know what this is all about, %	Do n't know/ NA, %
			Very interesting, %	Rather interesting, %	Rather not interesting, %	At all/very not interesting, %			
Total		1353	57	26	8	7	1	1	
Gender	Male	639	56	27	7	7	2	1	
	Female	714	58	24	9	7	1	1	
Age	18 - 25 years	200	63	21	7	6	1	2	
	26 - 35 years	219	59	28	8	5	1	0	
	36 - 45 years	189	53	30	7	8	1	1	
	46 - 65 years	482	59	24	8	5	2	1	
	Over 65 years	262	49	27	10	11	1	2	
Urban/Rural	Urban	605	58	26	9	5	1	1	
	Rural	748	56	26	7	8	2	1	
Region	North	380	58	25	8	6	2	1	
	Centre	337	52	31	8	6	2	1	
	Chisinau	329	52	31	9	6	1	2	
	South	307	67	15	5	10	1	1	
Borough	Botanica	59	54	27	7	3	2	8	
	Buiuani	75	43	34	10	12	0	0	
	Centre	54	44	42	12	2	0	0	
	Ciocana	56	61	22	10	3	3	0	
	Riscani	57	56	32	9	2	0	2	
Education	Primary/Secondary School	248	46	30	11	8	4	2	
	High school/Secondary	246	63	19	7	8	1	2	
	Vocational	386	62	23	8	6	1	1	
	Upper secondary vocational education	169	58	27	4	9	1	0	
	Higher education	294	55	30	8	6	0	1	
Occupation	Civil servant	17	54	29	6	12	0	0	
	Director/ Manager	15	38	33	15	6	0	7	
	Qualified specialist	161	53	29	9	7	1	1	
	Qualified worker	192	59	29	4	5	2	1	
	Unqualified worker	107	58	27	7	4	3	1	
	Farmer in an individual farm	59	48	24	15	9	2	2	
	Entrepreneur	13	44	38	0	17	0	0	
	Student	83	59	28	8	3	0	2	
	Maternity leave	66	67	23	8	1	0	0	
	Pensioner	450	57	23	9	8	1	1	
	Unemployed	191	63	19	6	9	2	1	
Other	18	57	43	0	0	0	0		
Income	Less than 3000 MDL	511	57	23	9	7	2	2	
	3000-5000 MDL	345	63	21	6	7	1	1	
	5000 - 10000 MDL	248	62	24	6	6	1	1	
	Over 10000 MDL	72	53	35	6	4	0	1	
Vehicle	I drive the vehicle	338	54	27	8	9	2	1	
	Another member of the family drives the vehicle	314	62	24	8	5	1	0.3	
	We don't own a vehicle	692	56	26	8	7	2	2	
Language	Romanian/Moldovan	1032	55	27	8	7	2	1	
	Russian	235	59	26	8	6	1	1	
	Other	84	75	9	8	7	1	0	

Annex 3.2.6.15: "Q22. What type of news and programmes are interesting to you and which programmes are rather boring, linked to the TV stations you watch?", N=1353 (Figure 3.2.6)

		N	Shows and cartoons for children					
			Very interesting, %	Rather interesting, %	Rather not interesting, %	At all/very not interesting, %	I don't know what this is all about, %	Do n't know/NA, %
Total		1353	17	19	18	43	3	1
Gender	Male	639	12	17	17	49	4	1
	Female	714	21	21	18	37	2	1
Age	18 - 25 years	200	15	19	15	46	3	2
	26 - 35 years	219	29	24	13	29	4	0
	36 - 45 years	189	18	30	16	34	2	1
	46 - 65 years	482	14	16	21	44	3	1
	Over 65 years	262	10	13	19	53	3	2
Urban/Rural	Urban	605	20	19	17	41	2	1
	Rural	748	13	19	18	44	4	1
Region	North	380	15	21	17	44	3	1
	Centre	337	14	20	18	44	4	1
	Chisinau	329	19	17	18	43	2	2
	South	307	18	19	18	40	4	1
Borough	Botanica	59	37	15	8	29	2	10
	Buiucani	75	10	19	22	48	1	0
	Centre	54	8	23	5	62	2	0
	Ciocana	56	37	7	31	22	3	0
	Riscani	57	11	22	22	43	0	2
Education	Primary/Secondary School	248	8	15	14	56	5	2
	High school/Secondary	246	19	17	18	42	2	2
	Vocational	386	20	18	18	38	5	1
	Upper secondary vocational education	169	12	24	20	41	3	0
	Higher education	294	18	23	18	39	0.4	1
Occupation	Civil servant	17	21	22	11	42	0	5
	Director/ Manager	15	21	24	14	34	0	7
	Qualified specialist	161	20	21	18	38	3	1
	Qualified worker	192	15	24	20	38	2	1
	Unqualified worker	107	12	19	17	40	9	1
	Farmer in an individual farm	59	9	16	13	56	4	2
	Entrepreneur	13	24	17	7	52	0	0
	Student	83	15	24	15	43	1	2
	Maternity leave	66	47	32	10	11	0	0
	Pensioner	450	15	14	20	46	4	1
Income	Unemployed	191	14	20	17	45	3	1
	Other	18	16	17	18	49	0	0
	Less than 3000 MDL	511	14	17	18	46	4	1
	3000-5000 MDL	345	19	19	19	39	3	1
	5000 - 10000 MDL	248	23	19	14	42	2	1
Vehicle	Over 10000 MDL	72	19	21	15	42	1	1
	I drive the vehicle	338	14	18	18	45	4	1
	Another member of the family drives the vehicle	314	22	24	17	35	2	1
Language	We don't own a vehicle	692	15	18	17	45	3	2
	Romanian/Moldovan	1032	16	20	18	42	3	1
	Russian	235	17	18	18	43	2	1
	Other	84	15	11	14	53	6	0

Annex 3.2.6.16: "Q22. What type of news and programmes are interesting to you and which programmes are rather boring, linked to the TV stations you watch?", N=1353 (Figure 3.2.6)

		N	Political news from Russia					I don't know what this is all about, %	Do n't know/NA, %
			Very interesting, %	Rather interesting, %	Rather not interesting, %	At all/very not interesting, %			
Total		1353	24	31	23	19	2	1	
Gender	Male	639	29	33	21	14	2	1	
	Female	714	20	28	25	24	2	1	
Age	18 – 25 years	200	10	33	22	31	3	2	
	26 – 35 years	219	21	30	29	18	3	0.4	
	36 – 45 years	189	21	36	24	18	0.5	1	
	46 – 65 years	482	30	31	20	16	2	1	
	Over 65 years	262	28	26	23	20	2	1	
Urban/Rural	Urban	605	28	33	22	15	1	1	
	Rural	748	21	29	23	23	3	1	
Region	North	380	31	31	21	15	1	1	
	Centre	337	13	32	25	26	3	0.3	
	Chisinau	329	25	35	23	14	1	2	
	South	307	26	24	23	23	2	1	
Borough	Botanica	59	31	36	14	8	3	8	
	Buiucani	75	23	33	26	18	0	0	
	Centre	54	14	42	26	17	0	0	
	Ciocana	56	32	23	31	10	3	0	
	Riscani	57	30	51	11	6	0	2	
Education	Primary/Secondary School	248	21	26	20	28	3	1	
	High school/Secondary	246	22	29	26	18	3	2	
	Vocational	386	30	28	21	19	2	1	
	Upper secondary vocational education	169	20	43	21	15	1	0	
	Higher education	294	24	32	26	16	1	1	
Occupation	Civil servant	17	17	31	21	26	5	0	
	Director/ Manager	15	30	21	42	0	0	7	
	Qualified specialist	161	28	31	25	14	2	1	
	Qualified worker	192	26	37	21	14	0	1	
	Unqualified worker	107	27	35	18	16	3	1	
	Farmer in an individual farm	59	17	27	22	31	4	0	
	Entrepreneur	13	16	29	49	7	0	0	
	Student	83	12	26	26	32	1	2	
	Maternity leave	66	13	26	26	33	1	0	
	Pensioner	450	27	27	24	18	2	1	
	Unemployed	191	25	31	19	21	4	1	
Other	18	18	37	18	27	0	0		
Income	Less than 3000 MDL	511	26	28	23	19	2	1	
	3000-5000 MDL	345	27	29	22	19	2	1	
	5000 - 10000 MDL	248	23	33	23	20	2	1	
	Over 10000 MDL	72	20	32	31	14	1	1	
Vehicle	I drive the vehicle	338	28	31	21	16	2	1	
	Another member of the family drives the vehicle	314	17	31	24	24	2	1	
	We don't own a vehicle	692	25	30	24	19	2	2	
Language	Romanian/Moldovan	1032	19	31	26	21	2	1	
	Russian	235	38	33	15	11	2	1	
	Other	84	43	23	9	23	1	1	

Annex 3.2.6.17: "Q22. What type of news and programmes are interesting to you and which programmes are rather boring, linked to the TV stations you watch?", N=1353 (Figure 3.2.6)

		N	Political news from Romania					I don't know what this is all about, %	Do n't know/NA, %
			Very interesting, %	Rather interesting, %	Rather not interesting, %	At all/very not interesting, %			
Total		1353	15	24	26	30	3	1	
Gender	Male	639	17	26	23	28	4	1	
	Female	714	14	22	28	32	3	1	
Age	18 - 25 years	200	11	23	27	32	4	3	
	26 - 35 years	219	15	21	24	35	4	0	
	36 - 45 years	189	15	26	27	28	2	1	
	46 - 65 years	482	16	27	25	26	4	1	
	Over 65 years	262	17	19	25	34	3	1	
Urban/Rural	Urban	605	15	26	26	29	3	1	
	Rural	748	16	23	26	31	4	1	
Region	North	380	14	22	28	33	2	1	
	Centre	337	16	28	25	26	4	0.3	
	Chisinau	329	19	29	22	25	2	2	
	South	307	13	16	27	37	5	2	
Borough	Botanica	59	31	23	21	15	2	10	
	Buiucani	75	21	30	18	30	1	0	
	Centre	54	9	30	33	28	0	0	
	Ciocana	56	27	23	25	19	7	0	
	Riscani	57	10	43	18	26	2	2	
Education	Primary/Secondary School	248	10	25	22	37	4	1	
	High school/Secondary	246	14	17	27	35	5	2	
	Vocational	386	16	24	25	29	4	1	
	Upper secondary vocational education	169	11	34	29	22	2	1	
	Higher education	294	21	24	26	27	1	1	
Occupation	Civil servant	17	23	41	10	13	8	5	
	Director/ Manager	15	7	27	36	23	0	7	
	Qualified specialist	161	23	33	19	22	3	1	
	Qualified worker	192	15	27	25	30	2	1	
	Unqualified worker	107	9	24	31	29	6	1	
	Farmer in an individual farm	59	15	25	27	29	4	0	
	Entrepreneur	13	16	7	44	33	0	0	
	Student	83	9	25	32	30	3	2	
	Maternity leave	66	12	15	32	39	1	0	
	Pensioner	450	17	24	25	29	4	1	
	Unemployed	191	14	19	27	33	5	2	
Other	18	18	18	30	34	0	0		
Income	Less than 3000 MDL	511	16	23	24	31	5	2	
	3000-5000 MDL	345	16	21	28	30	3	1	
	5000 - 10000 MDL	248	16	25	24	31	3	1	
	Over 10000 MDL	72	15	27	32	20	4	1	
Vehicle	I drive the vehicle	338	17	26	22	29	5	1	
	Another member of the family drives the vehicle	314	18	24	28	27	3	1	
	We don't own a vehicle	692	14	23	27	32	3	2	
Language	Romanian/Moldovan	1032	18	28	27	23	3	1	
	Russian	235	4	12	27	51	5	2	
	Other	84	9	7	13	61	11	0	

Annex 3.2.6.18: "Q22. What type of news and programmes are interesting to you and which programmes are rather boring, linked to the TV stations you watch?", N=1353 (Figure 3.2.6)

		N	Political news from Europe					I don't know what this is all about, %	Don't know/N/A, %
			Very interesting, %	Rather interesting, %	Rather not interesting, %	At all/very not interesting, %			
Total		1353	21	31	22	22	3	1	
Gender	Male	639	25	32	19	21	2	1	
	Female	714	17	30	25	23	3	1	
Age	18 - 25 years	200	19	32	20	24	3	2	
	26 - 35 years	219	20	32	22	24	2	0	
	36 - 45 years	189	18	33	24	23	1	1	
	46 - 65 years	482	22	32	22	21	2	1	
	Over 65 years	262	23	25	23	23	4	1	
Urban/Rural	Urban	605	24	35	21	17	1	1	
	Rural	748	19	27	23	27	4	1	
Region	North	380	20	32	24	21	2	1	
	Centre	337	19	29	21	26	4	0.3	
	Chisinau	329	27	38	18	13	1	2	
	South	307	18	22	25	30	4	1	
Borough	Botanica	59	34	31	17	7	2	10	
	Buiuani	75	25	39	20	14	2	0	
	Centre	54	19	51	19	11	0	0	
	Ciocana	56	45	23	22	9	2	0	
	Riscani	57	22	57	10	10	0	2	
Education	Primary/Secondary School	248	13	29	22	31	5	1	
	High school/Secondary	246	19	22	25	31	2	2	
	Vocational	386	21	29	25	21	3	1	
	Upper secondary vocational education	169	18	43	22	15	2	0	
	Higher education	294	33	35	16	14	1	1	
Occupation	Civil servant	17	13	50	31	0	0	5	
	Director/ Manager	15	24	62	7	0	0	7	
	Qualified specialist	161	28	35	14	19	3	1	
	Qualified worker	192	21	34	23	20	1	1	
	Unqualified worker	107	17	29	24	24	5	1	
	Farmer in an individual farm	59	17	25	22	34	2	0	
	Entrepreneur	13	16	24	22	39	0	0	
	Student	83	18	39	20	20	1	2	
	Maternity leave	66	21	26	25	27	1	0	
	Pensioner	450	23	28	23	21	3	1	
Income	Unemployed	191	17	24	27	26	5	1	
	Other	18	6	36	29	29	0	0	
	Less than 3000 MDL	511	21	26	26	22	4	1	
	3000-5000 MDL	345	21	29	22	25	2	1	
	5000 - 10000 MDL	248	25	32	18	23	2	1	
Vehicle	Over 10000 MDL	72	19	41	25	13	1	1	
	I drive the vehicle	338	27	35	16	20	2	1	
	Another member of the family drives the vehicle	314	20	32	22	23	2	1	
Language	We don't own a vehicle	692	19	28	25	24	3	2	
	Romanian/Moldovan	1032	22	31	23	21	3	1	
	Russian	235	20	32	21	23	3	1	
	Other	84	15	22	17	42	4	1	

Annex 3.3.1.1: "Q16. What radio stations do you listen to news on at least once per week?", N=509 (Figure 3.3.1)

		N	Radio Moldova, %	Radio Noroc, %	Radio Plai, %	Hit Fm, %	Русское Радио (Russkoe Radio), %	Jurnal FM, %
Total		509	39	37	23	12	12	10
Gender	Male	287	34	39	22	16	11	13
	Female	222	44	34	24	8	13	7
Age	18 - 25 years	36	18	29	24	27	13	20
	26 - 35 years	84	12	25	12	31	18	14
	36 - 45 years	67	33	39	22	16	17	14
	46 - 65 years	219	47	43	27	6	9	8
	Over 65 years	103	55	36	25	3	9	6
Urban/Rural	Urban	158	32	26	16	19	22	13
	Rural	351	42	42	26	9	8	9
Region	North	122	38	46	34	10	10	5
	Centre	168	44	43	19	7	9	13
	Chisinau	92	26	30	16	23	23	25
	South	127	41	26	23	14	10	2
Borough	Botanica	15	12	24	24	6	24	0
	Buiucani	20	20	25	15	35	24	26
	Centre	17	27	23	0	25	24	30
	Ciocana	17	22	11	6	0	34	30
	Riscani	13	31	62	25	39	15	32
Education	Primary/Secondary School	92	42	38	28	2	2	2
	High school/Secondary	90	45	41	22	8	8	10
	Vocational	163	38	47	21	13	16	10
	Upper secondary vocational education	62	49	34	31	13	16	13
	Higher education	97	28	18	19	22	17	16
Occupation	Civil servant	8	11	11	25	38	64	0
	Director/ Manager	3	67	35	0	0	0	0
	Qualified specialist	65	19	33	22	27	19	17
	Qualified worker	63	31	40	22	29	11	13
	Unqualified worker	56	29	39	20	14	13	10
	Farmer in an individual farm	27	36	25	29	12	0	12
	Entrepreneur	3	37	34	0	0	0	0
	Student	12	26	44	9	23	7	17
	Maternity leave	11	16	25	16	9	8	8
	Pensioner	197	56	40	28	2	9	7
	Unemployed	71	31	36	22	7	12	7
Other	3	34	0	34	32	34	68	
Income	Less than 3000 MDL	229	47	39	29	5	8	6
	3000-5000 MDL	141	41	39	21	12	17	12
	5000 - 10000 MDL	81	24	31	17	24	15	13
	Over 10000 MDL	22	24	39	10	39	13	9
Vehicle	I drive the vehicle	148	28	38	20	23	12	14
	Another member of the family drives the vehicle	99	42	30	17	11	13	11
	We don't own a vehicle	258	43	39	28	7	12	7
Language	Romanian/Moldovan	423	39	37	23	12	12	10
	Russian	57	18	15	5	25	42	0
	Other	28	4	7	4	16	27	4

Annex 3.3.1.2: "Q16. What radio stations do you listen to news on at least once per week?", N=509 (Figure 3.3.1)

		N	Kiss Fm, %	Vocea Basarabiei, %	Muz FM, %	GRT FM, %	Retro FM, %	Publika FM, %
Total	Total	509	10	9	6	6	5	4
Gender	Male	287	12	10	7	6	5	4
	Female	222	8	8	5	6	5	4
Age	18 - 25 years	36	25	0	12	10	0	3
	26 - 35 years	84	25	5	16	16	2	3
	36 - 45 years	67	12	7	12	6	13	9
	46 - 65 years	219	3	12	2	4	6	3
	Over 65 years	103	6	9	3	1	4	4
Urban/R ural	Urban	158	17	4	12	8	7	3
	Rural	351	7	11	4	5	4	4
Region	North	122	10	6	9	0	7	2
	Centre	168	9	12	6	0	5	6
	Chisinau	92	24	4	9	1	10	6
	South	127	2	10	3	23	1	1
Borough	Botanica	15	23	0	7	7	7	0
	Buiucani	20	36	9	5	0	20	13
	Centre	17	30	6	19	0	0	11
	Ciocana	17	19	0	12	0	0	0
	Riscani	13	15	7	8	0	15	0
Educatio n	Primary/Secondary School	92	4	10	4	4	4	5
	High school/Secondary	90	8	13	9	5	3	1
	Vocational	163	7	10	4	7	3	4
	Upper secondary vocational education	62	23	6	7	5	17	4
	Higher education	97	11	4	9	9	4	4
Occupati on	Civil servant	8	0	11	0	27	0	0
	Director/ Manager	3	33	35	33	0	0	0
	Qualified specialist	65	21	8	10	9	7	6
	Qualified worker	63	14	9	13	7	8	3
	Unqualified worker	56	13	7	11	12	4	2
	Farmer in an individual farm	27	8	21	11	0	8	8
	Entrepreneur	3	29	0	0	0	0	0
	Student	12	24	0	0	7	0	0
	Maternity leave	11	9	0	0	26	0	0
	Pensioner	197	3	10	1	2	4	3
	Unemployed	71	8	8	6	7	7	6
Other	3	32	0	32	0	0	0	
Income	Less than 3000 MDL	229	4	11	2	4	4	3
	3000-5000 MDL	141	8	5	7	8	6	6
	5000 - 10000 MDL	81	17	9	10	13	8	2
	Over 10000 MDL	22	38	10	30	0	5	9
Vehicle	I drive the vehicle	148	16	9	11	8	8	4
	Another member of the family drives the vehicle	99	12	12	10	7	6	6
	We don't own a vehicle	258	5	8	3	5	4	3
Language	Romanian/Moldovan	423	10	9	6	6	5	4
	Russian	57	9	2	12	27	3	0
	Other	28	4	0	11	49	0	3

Annex 3.3.1.3: "Q16. What radio stations do you listen to news on at least once per week?", N=509 (Figure 3.3.1)

		N	Радио Алла (Radio Alla), %	Europa Plus, %	Radio Sănătatea, %	Авто Радио (avto radio), %	Megapolis Fm, %	Radio 7, %
Total		509	4	3	2	2	1	1
Gender	Male	287	3	3	2	2	2	2
	Female	222	5	2	2	2	0.4	1
Age	18 - 25 years	36	6	0	3	0	3	0
	26 - 35 years	84	2	6	0	1	4	1
	36 - 45 years	67	3	2	2	1	2	4
	46 - 65 years	219	4	3	2	2	0.4	0.4
	Over 65 years	103	4	0	3	3	0	1
Urban/Rural	Urban	158	7	6	0	3	3	2
	Rural	351	2	1	3	1	1	1
Region	North	122	2	1	3	2	0	1
	Centre	168	3	1	2	2	1	0
	Chisinau	92	12	10	1	4	3	4
	South	127	0	2	2	0	2	1
Borough	Botanica	15	14	27	0	7	14	7
	Buiucani	20	9	0	0	9	5	10
	Centre	17	12	12	0	5	0	0
	Ciocana	17	6	0	0	0	0	0
	Riscani	13	29	14	0	0	0	0
Education	Primary/Secondary School	92	3	2	5	0	0	0
	High school/Secondary	90	3	1	1	2	0	0
	Vocational	163	5	2	2	2	1	2
	Upper secondary vocational education	62	3	5	2	2	2	0
	Higher education	97	3	4	0	3	3	3
Occupation	Civil servant	8	25	0	0	11	0	0
	Director/ Manager	3	0	0	0	0	0	0
	Qualified specialist	65	1	8	0	2	8	5
	Qualified worker	63	6	1	1	1	0	0
	Unqualified worker	56	5	4	2	2	0	0
	Farmer in an individual farm	27	0	4	4	4	0	0
	Entrepreneur	3	0	0	0	0	0	34
	Student	12	15	0	9	0	0	0
	Maternity leave	11	9	0	0	0	0	0
	Pensioner	197	3	1	2	2	0.5	1
	Unemployed	71	3	1	2	0	0	1
Other	3	0	32	0	0	0	0	
Income	Less than 3000 MDL	229	3	1	3	2	0.4	1
	3000-5000 MDL	141	7	4	1	4	0	0
	5000 - 10000 MDL	81	3	5	1	1	5	3
	Over 10000 MDL	22	4	5	0	0	5	5
Vehicle	I drive the vehicle	148	3	3	1	1	3	2
	Another member of the family drives the vehicle	99	2	3	2	1	0	0
	We don't own a vehicle	258	4	2	3	3	1	1
Language	Romanian/Moldovan	423	4	3	2	2	1	1
	Russian	57	13	3	0	8	0	0
	Other	28	0	0	0	0	0	0

Annex 3.3.1.4: "Q16. What radio stations do you listen to news on at least once per week?", N=509 (Figure 3.3.1)

		N	Love Radio, %	Aquarelle FM, %	City FM, %	Radio 21, %	Pro 100, %	Radio Stil, %
Total	Total	509	1	1	1	0.4	0.4	0.2
Gender	Male	287	1	1	0	0.4	0.4	0.4
	Female	222	0.4	1	1	0.4	0.4	0
Age	18 - 25 years	36	0	3	0	3	0	0
	26 - 35 years	84	1	2	2	0	0	0
	36 - 45 years	67	0	0	0	0	0	0
	46 - 65 years	219	2	0.4	0.4	0.4	1	0.5
	Over 65 years	103	0	0	0	0	0	0
Urban/Rural	Urban	158	3	1	1	1	1	1
	Rural	351	0.3	1	0.3	0.3	0.3	0
Region	North	122	0	0	1	0	1	0
	Centre	168	1	1	0	1	0	0
	Chisinau	92	4	1	1	1	1	1
	South	127	0	1	1	0	0	0
Borough	Botanica	15	21	0	0	6	7	7
	Buiuani	20	0	0	0	0	0	0
	Centre	17	0	0	0	0	0	0
	Ciocana	17	0	5	5	0	0	0
	Riscani	13	7	0	0	0	0	0
Education	Primary/Secondary School	92	1	0	0	0	0	0
	High school/Secondary	90	0	0	0	0	0	0
	Vocational	163	2	1	0	1	0	1
	Upper secondary vocational education	62	2	2	3	1	3	0
	Higher education	97	0	1	1	0	0	0
Occupation	Civil servant	8	0	0	0	0	0	0
	Director/ Manager	3	0	0	0	0	0	0
	Qualified specialist	65	3	1	1	0	2	0
	Qualified worker	63	1	0	0	0	0	0
	Unqualified worker	56	2	2	0	0	0	0
	Farmer in an individual farm	27	0	0	0	0	0	0
	Entrepreneur	3	0	0	0	0	0	0
	Student	12	0	9	0	0	0	0
	Maternity leave	11	0	0	8	0	0	0
	Pensioner	197	0	0	0	0	0.5	0
	Unemployed	71	1	1	1	1	0	1
Other	3	0	0	0	0	0	0	
Income	Less than 3000 MDL	229	0.5	0.4	0	0	0	0.5
	3000-5000 MDL	141	1	1	0	1	1	0
	5000 - 10000 MDL	81	3	0	0	1	1	0
	Over 10000 MDL	22	0	5	0	0	0	0
Vehicle	I drive the vehicle	148	1	2	1	0	0	0
	Another member of the family drives the vehicle	99	2	0	1	1	2	1
	We don't own a vehicle	258	0.3	0.3	0	0.4	0	0
Language	Romanian/Moldovan	423	1	1	1	0.4	0.4	0.2
	Russian	57	0	3	3	0	0	0
	Other	28	0	0	0	0	0	0

Annex 3.3.1.5: "Q16. What radio stations do you listen to news on at least once per week?", N=509 (Figure 3.3.1)

		N	Univers FM, %	Fresh Fm, %	Cool Radio M, %	Серебрян. Дождь (Serebrjani Dojzdi), %	Other stations, %
Total	Total	509	0.2	0.2	0	0	14
Gender	Male	287	0	0	0	0	16
	Female	222	0.4	0.4	0	0	12
Age	18 – 25 years	36	0	0	0	0	12
	26 – 35 years	84	0	1	0	0	17
	36 – 45 years	67	1	0	0	0	9
	46 – 65 years	219	0	0	0	0	14
	Over 65 years	103	0	0	0	0	14
Urban/R ural	Urban	158	0	1	0	0	18
	Rural	351	0.3	0	0	0	12
Region	North	122	0	0	0	0	12
	Centre	168	1	0	0	0	12
	Chisinau	92	0	1	0	0	10
	South	127	0	0	0	0	21
Borough	Botanica	15	0	0	0	0	0
	Buiuani	20	0	0	0	0	25
	Centre	17	0	0	0	0	5
	Ciocana	17	0	5	0	0	19
	Riscani	13	0	0	0	0	0
Educatio n	Primary/Secondary School	92	0	0	0	0	13
	High school/Secondary	90	1	0	0	0	12
	Vocational	163	0	0	0	0	17
	Upper secondary vocational education	62	0	1	0	0	9
	Higher education	97	0	0	0	0	15
Occupati on	Civil servant	8	0	0	0	0	35
	Director/ Manager	3	0	0	0	0	0
	Qualified specialist	65	0	0	0	0	14
	Qualified worker	63	0	0	0	0	15
	Unqualified worker	56	2	0	0	0	18
	Farmer in an individual farm	27	0	0	0	0	0
	Entrepreneur	3	0	0	0	0	0
	Student	12	0	0	0	0	0
	Maternity leave	11	0	8	0	0	26
	Pensioner	197	0	0	0	0	14
Unemployed	71	0	0	0	0	16	
Other	3	0	0	0	0	0	
Income	Less than 3000 MDL	229	0	0	0	0	13
	3000-5000 MDL	141	1	0	0	0	12
	5000 - 10000 MDL	81	0	0	0	0	17
	Over 10000 MDL	22	0	0	0	0	4
Vehicle	I drive the vehicle	148	0	1	0	0	15
	Another member of the family drives the vehicle	99	0	0	0	0	13
	We don't own a vehicle	258	0.4	0	0	0	14
Languag e	Romanian/Moldovan	423	0.2	0.2	0	0	14
	Russian	57	0	0	0	0	24
	Other	28	0	0	0	0	24

Annex 3.3.2.1: "Q17. Which radio stations do you trust the most in terms of political news and domestic events?", N=509 (Figure 3.3.2)

		N	First place					
			Radio Moldova	Radio Noroc	Radio Plai	Jurnal FM	Русское Радио (Russkoe Radio)	Vocea Basarabiei
Total		509	21	15	6	5	5	4
Gender	Male	287	17	15	4	7	5	5
	Female	222	27	15	9	4	4	4
Age	18 - 25 years	36	9	12	6	12	0	0
	26 - 35 years	84	5	13	2	7	7	0
	36 - 45 years	67	11	17	11	8	5	3
	46 - 65 years	219	29	16	5	5	5	6
	Over 65 years	103	29	13	9	2	4	7
Urban/Rural	Urban	158	16	9	2	7	10	2
	Rural	351	24	17	8	5	2	5
Region	North	122	24	19	10	3	5	4
	Centre	168	24	17	6	7	2	7
	Chisinau	92	10	13	3	12	8	2
	South	127	24	10	5	1	4	3
Borough	Botanica	15	6	13	12	0	13	0
	Buiucani	20	10	0	0	11	0	4
	Centre	17	10	18	0	18	11	0
	Ciocana	17	10	5	0	24	23	0
	Riscani	13	14	25	0	17	0	7
Education	Primary/Secondary School	92	28	17	11	2	2	6
	High school/Secondary	90	23	20	5	8	5	6
	Vocational	163	22	18	3	3	5	5
	Upper secondary vocational education	62	20	6	6	5	5	6
	Higher education	97	16	8	8	10	5	0
Occupation	Civil servant	8	0	0	14	0	16	0
	Director/ Manager	3	35	0	0	0	0	0
	Qualified specialist	65	10	13	6	6	3	1
	Qualified worker	63	13	16	2	10	3	5
	Unqualified worker	56	16	13	4	2	7	7
	Farmer in an individual farm	27	20	9	8	8	0	8
	Entrepreneur	3	37	34	0	0	0	0
	Student	12	18	27	0	9	0	0
	Maternity leave	11	0	8	16	0	0	0
	Pensioner	197	33	16	8	4	4	5
Unemployed	71	17	15	8	6	7	3	
Other	3	34	0	0	34	0	0	
Income	Less than 3000 MDL	229	29	17	10	3	3	5
	3000-5000 MDL	141	21	14	3	7	5	4
	5000 - 10000 MDL	81	10	13	5	7	9	4
	Over 10000 MDL	22	10	0	0	4	0	5
Vehicle	I drive the vehicle	148	11	12	5	9	5	4
	Another member of the family drives the vehicle	99	26	15	4	6	4	5
	We don't own a vehicle	258	25	17	8	3	5	4
Language	Romanian/Moldovan	423	25	17	7	6	2	5
	Russian	57	6	8	0	0	23	2
	Other	28	4	3	4	4	9	0

Annex 3.3.2.2: "Q17. Which radio stations do you trust the most in terms of political news and domestic events?", N=509 (Figure 3.3.2)

		N	First place					
			GRT FM	Hit Fm	Kiss Fm	Muz FM	Publika FM	Europa Plus
Total		509	4	4	4	2	1	1
Gender	Male	287	4	4	4	3	1	2
	Female	222	4	3	4	2	1	0.4
Age	18 - 25 years	36	7	14	8	7	0	0
	26 - 35 years	84	11	9	9	5	0	2
	36 - 45 years	67	3	2	4	5	5	2
	46 - 65 years	219	2	1	1	1	1	1
	Over 65 years	103	0	2	3	0	0	0
Urban/Rural	Urban	158	3	6	5	4	0	3
	Rural	351	4	2	3	1	1	0.3
Region	North	122	0	3	4	3	1	1
	Centre	168	0	2	4	2	3	0
	Chisinau	92	0	7	7	3	0	4
	South	127	15	4	1	2	0	0
Borough	Botanica	15	0	6	12	0	0	21
	Buiuani	20	0	10	11	5	0	0
	Centre	17	0	12	11	6	0	0
	Ciocana	17	0	0	0	6	0	0
	Riscani	13	0	14	0	0	0	7
Education	Primary/Secondary School	92	2	2	2	2	2	0
	High school/Secondary	90	3	3	3	3	1	0
	Vocational	163	6	5	2	1	1	1
	Upper secondary vocational education	62	2	3	10	2	0	3
	Higher education	97	4	3	3	5	1	1
Occupation	Civil servant	8	13	0	0	0	0	0
	Director/ Manager	3	0	0	0	33	0	0
	Qualified specialist	65	3	6	7	4	2	5
	Qualified worker	63	4	7	2	6	2	0
	Unqualified worker	56	10	0	5	2	0	0
	Farmer in an individual farm	27	0	4	3	4	8	4
	Entrepreneur	3	0	0	29	0	0	0
	Student	12	7	23	8	0	0	0
	Maternity leave	11	26	9	9	0	0	0
	Pensioner	197	1	1	1	0	1	0.4
	Unemployed	71	4	3	5	3	1	0
Other	3	0	32	0	0	0	0	
Income	Less than 3000 MDL	229	3	2	2	0.5	1	1
	3000-5000 MDL	141	6	1	3	3	1	1
	5000 - 10000 MDL	81	6	3	7	3	0	4
	Over 10000 MDL	22	0	34	5	19	9	0
Vehicle	I drive the vehicle	148	6	7	5	5	2	1
	Another member of the family drives the vehicle	99	2	2	4	4	1	1
	We don't own a vehicle	258	3	2	2	0.4	0.4	1
Language	Romanian/Moldovan	423	0.2	3	4	2	1	1
	Russian	57	14	9	2	0	0	2
	Other	28	38	0	0	11	0	0

Annex 3.3.2.3: "Q17. Which radio stations do you trust the most in terms of political news and domestic events?", N=509 (Figure 3.3.2)

		N	First place					
			Retro FM	Радио Алла (Radio Alla)	Radio Sănătatea	Megapolis Fm	Radio 7	Aquarelle FM
Total		509	1	1	1	0.4	0.4	0.2
Gender	Male	287	1	1	0.4	1	0.4	0.4
	Female	222	1	1	1	0	0.4	0
Age	18 – 25 years	36	0	0	0	3	0	0
	26 – 35 years	84	0	1	0	1	0	1
	36 – 45 years	67	3	1	0	0	1	0
	46 – 65 years	219	0.5	1	1	0	0	0
	Over 65 years	103	2	1	2	0	1	0
Urban/Rural	Urban	158	2	3	0	1	0	0
	Rural	351	1	0.3	1	0.3	1	0.3
Region	North	122	0	0	1	0	1	0
	Centre	168	1	1	1	0	0	1
	Chisinau	92	2	4	1	0	0	0
	South	127	1	0	1	2	1	0
Borough	Botanica	15	0	7	0	0	0	0
	Buiuani	20	10	4	0	0	0	0
	Centre	17	0	6	0	0	0	0
	Ciocana	17	0	0	0	0	0	0
	Riscani	13	0	8	0	0	0	0
Education	Primary/Secondary School	92	0	1	2	0	0	0
	High school/Secondary	90	1	0	0	0	0	0
	Vocational	163	0	2	1	0	1	1
	Upper secondary vocational education	62	3	0	2	0	0	0
	Higher education	97	2	1	0	2	1	0
Occupation	Civil servant	8	0	0	0	0	0	0
	Director/ Manager	3	0	0	0	0	0	0
	Qualified specialist	65	2	0	0	4	0	0
	Qualified worker	63	0	3	0	0	0	0
	Unqualified worker	56	0	0	0	0	0	2
	Farmer in an individual farm	27	4	0	0	0	0	0
	Entrepreneur	3	0	0	0	0	0	0
	Student	12	0	8	0	0	0	0
	Maternity leave	11	0	9	0	0	0	0
	Pensioner	197	0.4	1	2	0	1	0
	Unemployed	71	3	3	0	0	1	0
Other	3	0	0	0	0	0	0	
Income	Less than 3000 MDL	229	1	1	2	0	1	0
	3000-5000 MDL	141	2	1	0	0	0	1
	5000 - 10000 MDL	81	1	1	0	3	0	0
	Over 10000 MDL	22	0	0	0	0	0	0
Vehicle	I drive the vehicle	148	2	1	0	2	0	1
	Another member of the family drives the vehicle	99	0	1	1	0	0	0
	We don't own a vehicle	258	1	1	1	0	1	0
Language	Romanian/Moldovan	423	1	1	1	1	0	0.3
	Russian	57	2	3	0	0	0	0
	Other	28	0	0	0	0	0	0

Annex 3.3.2.4: "Q17. Which radio stations do you trust the most in terms of political news and domestic events?", N=509 (Figure 3.3.2)

		N	First place					
			Love Radio	City FM	Fresh Fm	Pro 100	Cool Radio M	Radio 21
Total		509	0.2	0.2	0	0	0	0
Gender	Male	287	0.4	0	0	0	0	0
	Female	222	0	0.4	0	0	0	0
Age	18 - 25 years	36	0	0	0	0	0	0
	26 - 35 years	84	0	1	0	0	0	0
	36 - 45 years	67	0	0	0	0	0	0
	46 - 65 years	219	1	0	0	0	0	0
	Over 65 years	103	0	0	0	0	0	0
Urban/Rural	Urban	158	0	1	0	0	0	0
	Rural	351	0.3	0	0	0	0	0
Region	North	122	0	0	0	0	0	0
	Centre	168	1	0	0	0	0	0
	Chisinau	92	0	0	0	0	0	0
	South	127	0	1	0	0	0	0
Borough	Botanica	15	0	0	0	0	0	0
	Buiuani	20	0	0	0	0	0	0
	Centre	17	0	0	0	0	0	0
	Ciocana	17	0	0	0	0	0	0
	Riscani	13	0	0	0	0	0	0
Education	Primary/Secondary School	92	0	0	0	0	0	0
	High school/Secondary	90	0	0	0	0	0	0
	Vocational	163	1	0	0	0	0	0
	Upper secondary vocational education	62	0	0	0	0	0	0
	Higher education	97	0	1	0	0	0	0
Occupation	Civil servant	8	0	0	0	0	0	0
	Director/ Manager	3	0	0	0	0	0	0
	Qualified specialist	65	0	1	0	0	0	0
	Qualified worker	63	0	0	0	0	0	0
	Unqualified worker	56	2	0	0	0	0	0
	Farmer in an individual farm	27	0	0	0	0	0	0
	Entrepreneur	3	0	0	0	0	0	0
	Student	12	0	0	0	0	0	0
	Maternity leave	11	0	0	0	0	0	0
	Pensioner	197	0	0	0	0	0	0
	Unemployed	71	0	0	0	0	0	0
Other	3	0	0	0	0	0	0	
Income	Less than 3000 MDL	229	0	0	0	0	0	0
	3000-5000 MDL	141	1	0	0	0	0	0
	5000 - 10000 MDL	81	0	0	0	0	0	0
	Over 10000 MDL	22	0	0	0	0	0	0
Vehicle	I drive the vehicle	148	1	1	0	0	0	0
	Another member of the family drives the vehicle	99	0	0	0	0	0	0
	We don't own a vehicle	258	0	0	0	0	0	0
Language	Romanian/Moldovan	423	0.3	0	0	0	0	0
	Russian	57	0	2	0	0	0	0
	Other	28	0	0	0	0	0	0

Annex 3.3.2.5: "Q17. Which radio stations do you trust the most in terms of political news and domestic events?", N=509 (Figure 3.3.2)

		N	First place						
			Radio Stil	Univers FM	Авто Радио (Avtoradio)	Серебрян. Дождь (Serebrjanyi Dojzdi)	Other stations	None	DON'T KNOW /NA
Total		509	0	0	0	0	7	14	3
Gender	Male	287	0	0	0	0	8	15	3
	Female	222	0	0	0	0	5	13	2
Age	18 - 25 years	36	0	0	0	0	6	13	3
	26 - 35 years	84	0	0	0	0	7	14	2
	36 - 45 years	67	0	0	0	0	4	13	3
	46 - 65 years	219	0	0	0	0	8	15	2
	Over 65 years	103	0	0	0	0	7	15	3
Urban/Rural	Urban	158	0	0	0	0	9	15	3
	Rural	351	0	0	0	0	6	14	3
Region	North	122	0	0	0	0	5	14	5
	Centre	168	0	0	0	0	8	12	3
	Chisinau	92	0	0	0	0	5	16	1
	South	127	0	0	0	0	9	17	1
Borough	Botanica	15	0	0	0	0	0	12	0
	Buiuani	20	0	0	0	0	11	25	0
	Centre	17	0	0	0	0	0	6	0
	Ciocana	17	0	0	0	0	12	19	0
	Riscani	13	0	0	0	0	0	0	8
Education	Primary/Secondary School	92	0	0	0	0	8	8	4
	High school/Secondary	90	0	0	0	0	2	17	1
	Vocational	163	0	0	0	0	10	12	3
	Upper secondary vocational education	62	0	0	0	0	4	21	2
	Higher education	97	0	0	0	0	6	18	4
Occupation	Civil servant	8	0	0	0	0	11	35	11
	Director/ Manager	3	0	0	0	0	0	32	0
	Qualified specialist	65	0	0	0	0	11	17	0
	Qualified worker	63	0	0	0	0	10	15	2
	Unqualified worker	56	0	0	0	0	8	15	6
	Farmer in an individual farm	27	0	0	0	0	0	20	0
	Entrepreneur	3	0	0	0	0	0	0	0
	Student	12	0	0	0	0	0	0	0
	Maternity leave	11	0	0	0	0	9	8	9
	Pensioner	197	0	0	0	0	6	15	2
	Unemployed	71	0	0	0	0	6	11	4
Other	3	0	0	0	0	0	0	0	
Income	Less than 3000 MDL	229	0	0	0	0	7	12	1
	3000-5000 MDL	141	0	0	0	0	7	18	3
	5000 - 10000 MDL	81	0	0	0	0	6	18	1
	Over 10000 MDL	22	0	0	0	0	9	0	4
Vehicle	I drive the vehicle	148	0	0	0	0	7	12	2
	Another member of the family drives the vehicle	99	0	0	0	0	7	14	4
	We don't own a vehicle	258	0	0	0	0	6	16	2
Language	Romanian/Moldovan	423	0	0	0	0	5	15	3
	Russian	57	0	0	0	0	11	16	2
	Other	28	0	0	0	0	19	8	0

Annex 3.3.2.6: "Q17. Which radio stations do you trust the most in terms of political news and domestic events?", N=509 (Figure 3.3.2)

		N	Second place					
			Radio Moldova	Radio Noroc	Radio Plai	Jurnal FM	Русское Радио (Русское Радио)	Vocea Basarabiei
Total		509	5	8	7	1	3	2
Gender	Male	287	3	9	7	1	2	2
	Female	222	7	7	7	2	3	1
Age	18 - 25 years	36	0	6	9	0	0	0
	26 - 35 years	84	2	5	5	1	4	1
	36 - 45 years	67	6	5	2	1	4	3
	46 - 65 years	219	4	11	11	2	2	2
	Over 65 years	103	9	9	4	1	2	0
Urban/Rural	Urban	158	4	6	7	2	4	1
	Rural	351	5	10	7	1	2	2
Region	North	122	4	9	10	2	1	2
	Centre	168	6	10	4	2	3	2
	Chisinau	92	4	4	4	2	5	0
	South	127	4	8	10	0	1	2
Borough	Botanica	15	6	0	13	0	0	0
	Buiucani	20	0	5	0	4	9	0
	Centre	17	5	5	0	0	12	0
	Ciocana	17	5	0	0	0	0	0
	Riscani	13	0	15	17	7	8	0
Education	Primary/Secondary School	92	4	10	9	0	0	2
	High school/Secondary	90	8	10	7	1	0	3
	Vocational	163	2	10	7	3	4	1
	Upper secondary vocational education	62	9	9	7	0	2	0
	Higher education	97	3	3	5	1	5	1
Occupation	Civil servant	8	0	0	11	0	0	0
	Director/ Manager	3	0	35	0	0	0	0
	Qualified specialist	65	1	3	5	3	4	2
	Qualified worker	63	3	12	13	0	4	1
	Unqualified worker	56	5	8	7	0	0	0
	Farmer in an individual farm	27	4	8	0	4	0	4
	Entrepreneur	3	0	0	0	0	0	0
	Student	12	0	8	9	0	0	0
	Maternity leave	11	8	0	0	8	0	0
	Pensioner	197	6	11	7	2	3	3
	Unemployed	71	6	8	7	1	2	2
	Other	3	0	0	0	0	0	0
Income	Less than 3000 MDL	229	4	9	9	2	2	2
	3000-5000 MDL	141	5	7	6	1	3	1
	5000 - 10000 MDL	81	4	7	5	0	3	2
	Over 10000 MDL	22	10	15	0	0	0	0
Vehicle	I drive the vehicle	148	4	12	4	0	2	2
	Another member of the family drives the vehicle	99	6	4	6	1	2	4
	We don't own a vehicle	258	4	8	9	2	3	1
Language	Romanian/Moldovan	423	5	9	8	2	2	2
	Russian	57	2	6	0	0	5	0
	Other	28	0	4	0	0	3	0

Annex 3.3.2.7: "Q17. Which radio stations do you trust the most in terms of political news and domestic events?", N=509 (Figure 3.3.2)

		N	Second place					
			GRT FM	Hit Fm	Kiss Fm	Muz FM	Publika FM	Europa Plus
Total		509	0.4	4	3	1	1	1
Gender	Male	287	0.4	5	3	1	1	1
	Female	222	0.4	2	2	1	2	0
Age	18 - 25 years	36	0	5	9	0	3	0
	26 - 35 years	84	1	13	7	4	1	3
	36 - 45 years	67	1	5	2	3	3	0
	46 - 65 years	219	0	1	1	0	0.4	0.5
	Over 65 years	103	0	0	2	1	1	0
Urban/Rural	Urban	158	1	7	6	2	1	1
	Rural	351	0.3	2	1	1	1	0.3
Region	North	122	0	2	4	1	2	0
	Centre	168	0	2	2	2	1	0
	Chisinau	92	0	6	8	1	2	2
	South	127	2	6	0	0	0	1
Borough	Botanica	15	0	0	6	0	0	0
	Buiuani	20	0	11	11	0	0	0
	Centre	17	0	12	6	6	5	12
	Ciocana	17	0	0	12	0	0	0
	Riscani	13	0	8	7	0	0	0
Education	Primary/Secondary School	92	0	0	1	0	2	0
	High school/Secondary	90	0	0	0	1	0	0
	Vocational	163	0	4	2	2	3	1
	Upper secondary vocational education	62	2	3	7	0	0	2
	Higher education	97	1	9	4	1	0	1
Occupation	Civil servant	8	0	13	0	0	0	0
	Director/ Manager	3	0	0	33	0	0	0
	Qualified specialist	65	2	11	7	0	0	2
	Qualified worker	63	2	7	4	0	0	0
	Unqualified worker	56	0	8	4	5	0	2
	Farmer in an individual farm	27	0	0	0	0	0	0
	Entrepreneur	3	0	0	0	0	0	0
	Student	12	0	0	7	0	0	0
	Maternity leave	11	0	0	0	0	0	0
	Pensioner	197	0	0	1	0.4	1	0
	Unemployed	71	0	1	1	1	4	0
Other	3	0	0	0	0	0	32	
Income	Less than 3000 MDL	229	0	1	1	1	1	0
	3000-5000 MDL	141	1	4	2	1	2	1
	5000 - 10000 MDL	81	1	8	1	1	0	1
	Over 10000 MDL	22	0	5	25	0	0	5
Vehicle	I drive the vehicle	148	1	7	5	1	0	1
	Another member of the family drives the vehicle	99	1	4	3	1	1	0
	We don't own a vehicle	258	0	1	1	1	2	0.4
Language	Romanian/Moldovan	423	0	3	2	1	1	1
	Russian	57	2	5	6	3	0	2
	Other	28	3	16	4	0	3	0

Annex 3.3.2.8: "Q17. Which radio stations do you trust the most in terms of political news and domestic events?", N=509 (Figure 3.3.2)

		N	Second place					
			Retro FM	Радио Алла (Radio Alla)	Radio Sănătatea	Megapolis Fm	Radio 7	Aquarelle FM
Total		509	1	1	0.2	0.2	0.2	0.2
Gender	Male	287	1	1	0.4	0.4	0.4	0
	Female	222	0.4	1	0	0	0	0.4
Age	18 - 25 years	36	0	6	3	0	0	0
	26 - 35 years	84	0	0	0	1	0	0
	36 - 45 years	67	3	0	0	0	2	0
	46 - 65 years	219	0	1	0	0	0	0.4
	Over 65 years	103	1	0	0	0	0	0
Urban/Rural	Urban	158	1	2	0	1	1	1
	Rural	351	0.3	1	0.3	0	0	0
Region	North	122	2	1	0	0	0	0
	Centre	168	0	1	0	0	0	0
	Chisinau	92	1	3	0	1	1	1
	South	127	0	0	1	0	0	0
Borough	Botanica	15	7	0	0	7	7	0
	Buiucani	20	0	0	0	0	0	0
	Centre	17	0	0	0	0	0	0
	Ciocana	17	0	6	0	0	0	5
	Riscani	13	0	14	0	0	0	0
Education	Primary/Secondary School	92	0	0	0	0	0	0
	High school/Secondary	90	1	2	0	0	0	0
	Vocational	163	1	1	1	0	1	1
	Upper secondary vocational education	62	0	0	0	2	0	0
	Higher education	97	1	1	0	0	0	0
Occupation	Civil servant	8	0	14	0	0	0	0
	Director/ Manager	3	0	0	0	0	0	0
	Qualified specialist	65	0	1	0	2	0	0
	Qualified worker	63	2	0	0	0	0	0
	Unqualified worker	56	0	0	0	0	0	0
	Farmer in an individual farm	27	4	0	0	0	0	0
	Entrepreneur	3	0	0	0	0	34	0
	Student	12	0	7	9	0	0	0
	Maternity leave	11	0	0	0	0	0	0
	Pensioner	197	0.4	1	0	0	0	0
	Unemployed	71	0	0	0	0	0	1
Other	3	0	0	0	0	0	0	
Income	Less than 3000 MDL	229	1	1	0.5	0	0	0.4
	3000-5000 MDL	141	0	1	0	0	0	0
	5000 - 10000 MDL	81	1	0	0	1	1	0
	Over 10000 MDL	22	0	4	0	0	0	0
Vehicle	I drive the vehicle	148	1	1	0	0	1	0
	Another member of the family drives the vehicle	99	0	0	0	0	0	0
	We don't own a vehicle	258	0.3	1	0.4	0.4	0	0.3
Language	Romanian/Moldovan	423	0.5	1	0.3	0.2	0.2	0
	Russian	57	2	3	0	0	0	2
	Other	28	0	0	0	0	0	0

Annex 3.3.2.9: "Q17. Which radio stations do you trust the most in terms of political news and domestic events?", N=509 (Figure 3.3.2)

		N	Second place					Radio 21
			Love Radio	City FM	Fresh Fm	Pro 100	Cool Radio M	
Total		509	0.4	0	0	0	0	0.2
Gender	Male	287	1	0	0	0	0	0
	Female	222	0	0	0	0	0	0.4
Age	18 - 25 years	36	0	0	0	0	0	0
	26 - 35 years	84	1	0	0	0	0	0
	36 - 45 years	67	0	0	0	0	0	0
	46 - 65 years	219	0.5	0	0	0	0	0.4
	Over 65 years	103	0	0	0	0	0	0
Urban/Rural	Urban	158	1	0	0	0	0	1
	Rural	351	0	0	0	0	0	0
Region	North	122	0	0	0	0	0	0
	Centre	168	0	0	0	0	0	0
	Chisinau	92	2	0	0	0	0	1
	South	127	0	0	0	0	0	0
Borough	Botanica	15	14	0	0	0	0	6
	Buiuani	20	0	0	0	0	0	0
	Centre	17	0	0	0	0	0	0
	Ciocana	17	0	0	0	0	0	0
	Riscani	13	0	0	0	0	0	0
Education	Primary/Secondary School	92	0	0	0	0	0	0
	High school/Secondary	90	0	0	0	0	0	0
	Vocational	163	1	0	0	0	0	0
	Upper secondary vocational education	62	2	0	0	0	0	1
	Higher education	97	0	0	0	0	0	0
Occupation	Civil servant	8	0	0	0	0	0	0
	Director/ Manager	3	0	0	0	0	0	0
	Qualified specialist	65	3	0	0	0	0	0
	Qualified worker	63	0	0	0	0	0	0
	Unqualified worker	56	0	0	0	0	0	0
	Farmer in an individual farm	27	0	0	0	0	0	0
	Entrepreneur	3	0	0	0	0	0	0
	Student	12	0	0	0	0	0	0
	Maternity leave	11	0	0	0	0	0	0
	Pensioner	197	0	0	0	0	0	0
	Unemployed	71	0	0	0	0	0	1
Other	3	0	0	0	0	0	0	
Income	Less than 3000 MDL	229	0	0	0	0	0	0
	3000-5000 MDL	141	0	0	0	0	0	0
	5000 - 10000 MDL	81	3	0	0	0	0	1
	Over 10000 MDL	22	0	0	0	0	0	0
Vehicle	I drive the vehicle	148	1	0	0	0	0	0
	Another member of the family drives the vehicle	99	1	0	0	0	0	1
	We don't own a vehicle	258	0	0	0	0	0	0
Language	Romanian/Moldovan	423	0.5	0	0	0	0	0.2
	Russian	57	0	0	0	0	0	0
	Other	28	0	0	0	0	0	0

Annex 3.3.2.10: "Q17. Which radio stations do you trust the most in terms of political news and domestic events?", N=509 (Figure 3.3.2)

		N	Second place						DO NOT KNOW/NA
			Radio Stil	Univers FM	Авто Радио (Avtoradio)	Серебрян. Дождь (Serebrenyi Dojzdi)	Other stations	None	
Total		509	0	0	1	0	3	34	24
Gender	Male	287	0	0	1	0	3	30	27
	Female	222	0	0	1	0	2	38	22
Age	18 – 25 years	36	0	0	0	0	3	30	27
	26 – 35 years	84	0	0	0	0	3	29	18
	36 – 45 years	67	0	0	0	0	4	33	24
	46 – 65 years	219	0	0	1	0	2	35	24
	Over 65 years	103	0	0	1	0	4	37	29
Urban/Rural	Urban	158	0	0	1	0	5	30	17
	Rural	351	0	0	1	0	2	35	28
Region	North	122	0	0	1	0	3	23	36
	Centre	168	0	0	1	0	1	38	25
	Chisinau	92	0	0	2	0	2	31	16
	South	127	0	0	0	0	7	41	18
Borough	Botanica	15	0	0	0	0	0	35	0
	Buiucani	20	0	0	4	0	10	46	0
	Centre	17	0	0	5	0	0	11	18
	Ciocana	17	0	0	0	0	0	24	47
	Riscani	13	0	0	0	0	0	7	17
Education	Primary/Secondary School	92	0	0	0	0	0	29	43
	High school/Secondary	90	0	0	1	0	7	34	24
	Vocational	163	0	0	1	0	4	32	19
	Upper secondary vocational education	62	0	0	0	0	1	39	16
	Higher education	97	0	0	2	0	2	37	22
Occupation	Civil servant	8	0	0	0	0	0	35	27
	Director/ Manager	3	0	0	0	0	0	32	0
	Qualified specialist	65	0	0	0	0	2	39	13
	Qualified worker	63	0	0	0	0	2	30	21
	Unqualified worker	56	0	0	0	0	4	29	28
	Farmer in an individual farm	27	0	0	4	0	0	47	24
	Entrepreneur	3	0	0	0	0	0	66	0
	Student	12	0	0	0	0	0	26	34
	Maternity leave	11	0	0	0	0	9	59	17
	Pensioner	197	0	0	1	0	3	34	27
	Unemployed	71	0	0	0	0	6	28	30
Other	3	0	0	0	0	0	34	34	
Income	Less than 3000 MDL	229	0	0	1	0	2	32	29
	3000-5000 MDL	141	0	0	2	0	4	39	18
	5000 - 10000 MDL	81	0	0	0	0	4	35	19
	Over 10000 MDL	22	0	0	0	0	0	18	19
Vehicle	I drive the vehicle	148	0	0	1	0	4	27	25
	Another member of the family drives the vehicle	99	0	0	1	0	3	41	21
	We don't own a vehicle	258	0	0	1	0	3	35	25
Language	Romanian/Moldovan	423	0	0	1	0	2	35	24
	Russian	57	0	0	3	0	10	30	21
	Other	28	0	0	0	0	4	26	37

Annex 3.3.2.11: "Q17. Which radio stations do you trust the most in terms of political news and domestic events?", N=509 (Figure 3.3.2)

		N	Third place					Русское Радио (Russkoe Radio)	Vocea Basarabiei
			Radio Moldova	Radio Noroc	Radio Plai	Jurnal FM			
Total		509	2	3	3	1	1	1	
Gender	Male	287	3	4	4	1	1	1	
	Female	222	2	2	3	0.4	2	1	
Age	18 - 25 years	36	3	3	3	0	8	0	
	26 - 35 years	84	0	3	3	3	2	0	
	36 - 45 years	67	3	6	0	2	0	0	
	46 - 65 years	219	3	3	5	0	0.4	1	
	Over 65 years	103	2	3	4	1	0	1	
Urban/Rural	Urban	158	3	3	3	1	4	0	
	Rural	351	2	3	4	1	0	1	
Region	North	122	2	5	8	1	0	1	
	Centre	168	3	4	2	1	0	1	
	Chisinau	92	3	3	0	1	5	0	
	South	127	2	1	3	1	1	1	
Borough	Botanica	15	0	6	0	0	0	0	
	Buiucani	20	0	0	0	0	15	0	
	Centre	17	5	0	0	6	0	0	
	Ciocana	17	0	0	0	0	5	0	
	Riscani	13	8	14	0	0	7	0	
Education	Primary/Secondary School	92	3	2	3	0	0	2	
	High school/Secondary	90	2	4	3	0	1	1	
	Vocational	163	4	5	4	1	2	1	
	Upper secondary vocational education	62	0	2	7	0	1	0	
	Higher education	97	1	1	1	1	0	0	
Occupation	Civil servant	8	0	0	0	0	0	0	
	Director/ Manager	3	0	0	0	0	0	0	
	Qualified specialist	65	2	1	6	2	3	0	
	Qualified worker	63	3	3	3	0	0	0	
	Unqualified worker	56	2	7	4	4	0	0	
	Farmer in an individual farm	27	0	0	4	0	0	0	
	Entrepreneur	3	0	0	0	0	0	0	
	Student	12	0	9	0	0	7	0	
	Maternity leave	11	0	0	0	0	8	0	
	Pensioner	197	4	2	4	0.5	0	2	
	Unemployed	71	0	6	5	0	3	2	
Other	3	0	0	0	0	0	0		
Income	Less than 3000 MDL	229	3	2	3	1	0.4	2	
	3000-5000 MDL	141	3	5	2	0	1	0	
	5000 - 10000 MDL	81	1	2	4	0	0	0	
	Over 10000 MDL	22	0	5	5	5	9	0	
Vehicle	I drive the vehicle	148	5	5	4	1	3	0	
	Another member of the family drives the vehicle	99	0	2	3	0	0	0	
	We don't own a vehicle	258	2	3	3	1	1	2	
Language	Romanian/Moldovan	423	3	4	4	1	1	1	
	Russian	57	4	0	3	0	5	0	
	Other	28	0	0	0	0	0	0	

Annex 3.3.2.12: "Q17. Which radio stations do you trust the most in terms of political news and domestic events?", N=509 (Figure 3.3.2)

		N	Third place					Publika FM	Europa Plus
			GRT FM	Hit Fm	Kiss Fm	Muz FM			
Total		509	0.4	1	1	1	1	0.2	
Gender	Male	287	0	1	2	1	1	0	
	Female	222	1	1	0	0	0.4	0.4	
Age	18 - 25 years	36	0	0	0	0	0	0	
	26 - 35 years	84	2	3	5	4	0	0	
	36 - 45 years	67	0	3	0	0	2	0	
	46 - 65 years	219	0	1	0.5	0	0	0.4	
	Over 65 years	103	0	0	0	0	2	0	
Urban/Rural	Urban	158	1	1	2	2	1	1	
	Rural	351	0.3	1	1	0	1	0	
Region	North	122	0	2	0	1	0	0	
	Centre	168	0	1	1	0	1	0	
	Chisinau	92	0	2	3	2	1	0	
	South	127	1	1	0	0	1	1	
Borough	Botanica	15	0	0	0	7	0	0	
	Buiuani	20	0	4	5	0	4	0	
	Centre	17	0	0	12	0	0	0	
	Ciocana	17	0	0	0	6	0	0	
	Riscani	13	0	0	0	0	0	0	
Education	Primary/Secondary School	92	0	0	0	0	0	0	
	High school/Secondary	90	0	0	1	0	0	0	
	Vocational	163	0	3	1	0	0	0	
	Upper secondary vocational education	62	0	1	2	2	4	0	
	Higher education	97	2	1	1	0	1	1	
Occupation	Civil servant	8	0	0	0	0	0	0	
	Director/ Manager	3	0	0	0	0	0	0	
	Qualified specialist	65	3	2	2	2	2	0	
	Qualified worker	63	0	1	3	2	0	0	
	Unqualified worker	56	0	2	2	0	0	0	
	Farmer in an individual farm	27	0	4	0	0	0	0	
	Entrepreneur	3	0	0	0	0	0	0	
	Student	12	0	0	0	0	0	0	
	Maternity leave	11	0	0	0	0	0	0	
	Pensioner	197	0	0	0	0	1	0.4	
	Unemployed	71	0	2	0	0	0	0	
Other	3	0	0	32	0	0	0		
Income	Less than 3000 MDL	229	0	1	0	0	0.5	0	
	3000-5000 MDL	141	1	1	1	0	1	1	
	5000 - 10000 MDL	81	1	2	3	1	1	0	
	Over 10000 MDL	22	0	0	5	6	0	0	
Vehicle	I drive the vehicle	148	0	1	2	1	0	0	
	Another member of the family drives the vehicle	99	2	2	1	0	2	1	
	We don't own a vehicle	258	0	1	0.4	0.4	0.4	0	
Language	Romanian/Moldovan	423	0	1	1	0.2	1	0.2	
	Russian	57	2	0	0	2	0	0	
	Other	28	3	0	0	0	0	0	

Annex 3.3.2.13: "Q17. Which radio stations do you trust the most in terms of political news and domestic events?", N=509 (Figure 3.3.2)

		N	Third place					
			Retro FM	Радио Алла (radio Alla)	Radio Sănătatea	Megapolis Fm	Radio 7	Aquarelle FM
Total		509	0.4	1	0.2	0.4	0	0
Gender	Male	287	0	0.4	0	1	0	0
	Female	222	1	1	0.4	0	0	0
Age	18 - 25 years	36	0	0	0	0	0	0
	26 - 35 years	84	1	1	0	1	0	0
	36 - 45 years	67	0	2	0	2	0	0
	46 - 65 years	219	0.5	0.4	0.4	0	0	0
	Over 65 years	103	0	1	0	0	0	0
Urban/Rural	Urban	158	1	1	0	1	0	0
	Rural	351	0.3	1	0.3	0	0	0
Region	North	122	1	0	1	0	0	0
	Centre	168	1	1	0	0	0	0
	Chisinau	92	0	2	0	2	0	0
	South	127	0	0	0	0	0	0
Borough	Botanica	15	0	7	0	7	0	0
	Buiucani	20	0	4	0	5	0	0
	Centre	17	0	0	0	0	0	0
	Ciocana	17	0	0	0	0	0	0
	Riscani	13	0	0	0	0	0	0
Education	Primary/Secondary School	92	1	0	0	0	0	0
	High school/Secondary	90	1	1	1	0	0	0
	Vocational	163	0	1	0	1	0	0
	Upper secondary vocational education	62	0	0	0	0	0	0
	Higher education	97	0	1	0	1	0	0
Occupation	Civil servant	8	0	0	0	0	0	0
	Director/ Manager	3	0	0	0	0	0	0
	Qualified specialist	65	0	0	0	3	0	0
	Qualified worker	63	1	2	1	0	0	0
	Unqualified worker	56	0	2	0	0	0	0
	Farmer in an individual farm	27	0	0	0	0	0	0
	Entrepreneur	3	0	0	0	0	0	0
	Student	12	0	0	0	0	0	0
	Maternity leave	11	0	0	0	0	0	0
	Pensioner	197	0	1	0	0	0	0
	Unemployed	71	1	0	0	0	0	0
Other	3	0	0	0	0	0	0	
Income	Less than 3000 MDL	229	0	1	0	0	0	0
	3000-5000 MDL	141	0	1	1	0	0	0
	5000 - 10000 MDL	81	1	1	0	1	0	0
	Over 10000 MDL	22	5	0	0	5	0	0
Vehicle	I drive the vehicle	148	0	1	0	1	0	0
	Another member of the family drives the vehicle	99	2	1	1	0	0	0
	We don't own a vehicle	258	0	1	0	0	0	0
Language	Romanian/Moldovan	423	0.5	0.5	0.2	0.5	0	0
	Russian	57	0	3	0	0	0	0
	Other	28	0	0	0	0	0	0

Annex 3.3.2.14: "Q17. Which radio stations do you trust the most in terms of political news and domestic events?", N=509 (Figure 3.3.2)

		N	În al treilea rând					
			Love Radio	City FM	Fresh Fm	Pro 100	Cool Radio M	Radio 21
Total		509	0.2	0	0	0	0	0
Gender	Male	287	0.4	0	0	0	0	0
	Female	222	0	0	0	0	0	0
Age	18 - 25 years	36	0	0	0	0	0	0
	26 - 35 years	84	0	0	0	0	0	0
	36 - 45 years	67	0	0	0	0	0	0
	46 - 65 years	219	0.5	0	0	0	0	0
	Over 65 years	103	0	0	0	0	0	0
Urban/Rural	Urban	158	1	0	0	0	0	0
	Rural	351	0	0	0	0	0	0
Region	North	122	0	0	0	0	0	0
	Centre	168	0	0	0	0	0	0
	Chisinau	92	1	0	0	0	0	0
	South	127	0	0	0	0	0	0
Borough	Botanica	15	7	0	0	0	0	0
	Buiuani	20	0	0	0	0	0	0
	Centre	17	0	0	0	0	0	0
	Ciocana	17	0	0	0	0	0	0
	Riscani	13	0	0	0	0	0	0
Education	Primary/Secondary School	92	0	0	0	0	0	0
	High school/Secondary	90	0	0	0	0	0	0
	Vocational	163	1	0	0	0	0	0
	Upper secondary vocational education	62	0	0	0	0	0	0
	Higher education	97	0	0	0	0	0	0
Occupation	Civil servant	8	0	0	0	0	0	0
	Director/ Manager	3	0	0	0	0	0	0
	Qualified specialist	65	0	0	0	0	0	0
	Qualified worker	63	0	0	0	0	0	0
	Unqualified worker	56	0	0	0	0	0	0
	Farmer in an individual farm	27	0	0	0	0	0	0
	Entrepreneur	3	0	0	0	0	0	0
	Student	12	0	0	0	0	0	0
	Maternity leave	11	0	0	0	0	0	0
	Pensioner	197	0	0	0	0	0	0
	Unemployed	71	1	0	0	0	0	0
Income	Other	3	0	0	0	0	0	0
	Less than 3000 MDL	229	0.5	0	0	0	0	0
	3000-5000 MDL	141	0	0	0	0	0	0
	5000 - 10000 MDL	81	0	0	0	0	0	0
Vehicle	Over 10000 MDL	22	0	0	0	0	0	0
	I drive the vehicle	148	0	0	0	0	0	0
	Another member of the family drives the vehicle	99	1	0	0	0	0	0
Language	We don't own a vehicle	258	0	0	0	0	0	0
	Romanian/Moldovan	423	0.2	0	0	0	0	0
	Russian	57	0	0	0	0	0	0
	Other	28	0	0	0	0	0	

Annex 3.3.2.15: "Q17. Which radio stations do you trust the most in terms of political news and domestic events?", N=509 (Figure 3.3.2)

		N	Third place						DO NOT KNOW / N/A
			Radio Stil	Univers FM	Авто Радио (Avtoradio)	Серебрян. Дождь (Serebrenyi Dojzdi)	Other stations	None	
Total		509	0	0.2	0.3	0	1	50	31
Gender	Male	287	0	0	0	0	2	45	33
	Female	222	0	0.4	1	0	0	56	28
Age	18 - 25 years	36	0	0	0	0	0	53	30
	26 - 35 years	84	0	0	0	0	3	43	27
	36 - 45 years	67	0	1	1	0	2	44	33
	46 - 65 years	219	0	0	0	0	1	53	31
	Over 65 years	103	0	0	1	0	0	52	33
Urban/Rural	Urban	158	0	0	1	0	1	52	23
	Rural	351	0	0.3	0	0	1	49	34
Region	North	122	0	0	1	0	0	35	43
	Centre	168	0	1	0	0	0	53	32
	Chisinau	92	0	0	1	0	0	51	21
	South	127	0	0	0	0	4	59	25
Borough	Botanica	15	0	0	0	0	0	54	13
	Buiuani	20	0	0	4	0	0	57	0
	Centre	17	0	0	0	0	0	52	24
	Ciocana	17	0	0	0	0	0	36	52
	Riscani	13	0	0	0	0	0	46	25
Education	Primary/Secondary School	92	0	0	0	0	1	41	46
	High school/Secondary	90	0	1	0	0	1	50	32
	Vocational	163	0	0	1	0	1	50	25
	Upper secondary vocational education	62	0	0	0	0	0	54	28
	Higher education	97	0	0	1	0	1	57	28
Occupation	Civil servant	8	0	0	0	0	13	49	38
	Director/ Manager	3	0	0	0	0	0	65	35
	Qualified specialist	65	0	0	0	0	0	54	19
	Qualified worker	63	0	0	1	0	2	45	31
	Unqualified worker	56	0	2	0	0	0	44	32
	Farmer in an individual farm	27	0	0	0	0	0	59	32
	Entrepreneur	3	0	0	0	0	0	100	0
	Student	12	0	0	0	0	0	49	34
	Maternity leave	11	0	0	0	0	0	67	26
	Pensioner	197	0	0	0.4	0	1	53	30
	Unemployed	71	0	0	0	0	0	37	43
Other	3	0	0	0	0	0	34	34	
Income	Less than 3000 MDL	229	0	0	0.4	0	0.5	49	35
	3000-5000 MDL	141	0	1	1	0	0	56	25
	5000 - 10000 MDL	81	0	0	0	0	3	53	24
	Over 10000 MDL	22	0	0	0	0	0	28	29
Vehicle	I drive the vehicle	148	0	0	0	0	2	42	33
	Another member of the family drives the vehicle	99	0	0	0	0	1	53	29
	We don't own a vehicle	258	0	0.4	1	0	0.4	54	30
Language	Romanian/Moldovan	423	0	0.2	0	0	1	51	30
	Russian	57	0	0	3	0	0	47	32
	Other	28	0	0	0	0	8	40	48

Annex 3.4.1.1: "Q18. Which printed newspapers do you read news in at least once in two weeks?", N=289 (Figure 3.4.1)

	N	Комсомольская Правда	Jurnal de Chişinău	Аргументы и факты	Ziarul de Gardă	Makler
--	---	----------------------	--------------------	-------------------	-----------------	--------

			(Komsoliskaja Pravda)		(Argumenty i Fakty)		
Total		289	19	14	14	8	7
Gender	Male	135	18	13	11	6	12
	Female	154	20	15	17	10	3
Age	18 - 25 years	20	5	11	0	12	17
	26 - 35 years	33	17	18	8	5	11
	36 - 45 years	39	19	15	16	5	12
	46 - 65 years	126	22	13	11	10	6
	Over 65 years	72	20	15	25	7	3
Urban/Rural	Urban	108	25	16	29	8	6
	Rural	181	15	13	5	8	8
Region	North	86	13	7	11	3	5
	Centre	88	14	14	7	8	10
	Chisinau	52	34	29	24	12	9
	South	62	24	13	20	11	5
Borough	Botanica	14	34	27	12	0	7
	Buiucani	11	25	24	43	8	8
	Centre	5	0	44	19	59	19
	Ciocana	9	28	22	28	19	0
	Riscani	10	72	26	26	9	9
Education	Primary/Secondary School	35	11	8	8	14	12
	High school/Secondary	47	12	20	15	2	2
	Vocational	93	21	12	13	7	8
	Upper secondary vocational education	36	35	10	23	5	5
	Higher education	74	17	18	13	13	6
Occupation	Civil servant	6	16	17	0	0	0
	Director/ Manager	3	0	0	0	0	0
	Qualified specialist	39	11	22	10	12	6
	Qualified worker	31	26	7	14	3	13
	Unqualified worker	21	19	10	21	0	0
	Farmer in an individual farm	18	6	11	18	12	13
	Entrepreneur	2	52	48	0	0	0
	Student	8	11	0	0	14	14
	Maternity leave	12	30	8	7	15	8
	Pensioner	124	22	16	18	9	5
	Unemployed	28	13	15	6	7	19
Other	1	100	0	0	0	0	
Income	Less than 3000 MDL	129	17	13	16	8	4
	3000-5000 MDL	82	24	13	11	12	9
	5000 - 10000 MDL	52	14	17	14	6	8
	Over 10000 MDL	13	7	16	14	0	27
Vehicle	I drive the vehicle	64	22	20	11	9	9
	Another member of the family drives the vehicle	69	19	19	8	10	3
	We don't own a vehicle	154	18	9	18	7	9
Language	Romanian/Moldovan	213	13	19	7	11	8
	Russian	50	35	2	41	0	4
	Other	25	36	0	17	0	5

Annex 3.4.1.2: "Q18. Which printed newspapers do you read news in at least once in two weeks?", N=289 (Figure 3.4.1)

		N	Cuvantul	Moldova Suverană	Observatorul de Nord	Capitala	Unghiul
Total		289	7	6	4	2	2
Gender	Male	135	10	8	2	3	4
	Female	154	5	4	6	2	1
Age	18 – 25 years	20	9	4	10	0	0
	26 – 35 years	33	9	3	8	7	3
	36 – 45 years	39	7	3	2	5	0
	46 – 65 years	126	10	7	4	1	5
	Over 65 years	72	2	7	0	3	0
Urban/Rural	Urban	108	3	3	4	2	3
	Rural	181	10	8	4	3	2
Region	North	86	2	5	13	0	0
	Centre	88	16	11	0	5	8
	Chisinau	52	3	0	0	4	0
	South	62	5	5	0	2	0
Borough	Botanica	14	12	0	0	7	0
	Buiucani	11	0	0	0	0	0
	Centre	5	0	0	0	0	0
	Ciocana	9	0	0	0	0	0
	Riscani	10	0	0	0	9	0
Education	Primary/Secondary School	35	6	9	3	0	3
	High school/Secondary	47	5	9	4	2	0
	Vocational	93	10	3	2	3	4
	Upper secondary vocational education	36	3	3	2	8	3
	Higher education	74	8	7	7	0	3
Occupation	Civil servant	6	0	0	36	0	0
	Director/ Manager	3	0	0	0	34	34
	Qualified specialist	39	12	5	7	3	5
	Qualified worker	31	4	7	6	0	3
	Unqualified worker	21	10	10	4	5	0
	Farmer in an individual farm	18	6	0	0	0	0
	Entrepreneur	2	0	52	0	0	0
	Student	8	12	10	10	0	0
	Maternity leave	12	0	0	0	0	0
	Pensioner	124	5	7	1	3	2
	Unemployed	28	19	0	7	3	4
Other	1	0	0	0	0	0	
Income	Less than 3000 MDL	129	6	7	5	2	3
	3000-5000 MDL	82	10	7	1	2	0
	5000 - 10000 MDL	52	7	4	7	2	4
	Over 10000 MDL	13	8	0	0	16	16
Vehicle	I drive the vehicle	64	5	11	2	3	3
	Another member of the family drives the vehicle	69	10	1	8	1	3
	We don't own a vehicle	154	7	6	3	3	2
Language	Romanian/Moldovan	213	10	6	5	3	3
	Russian	50	0	4	2	0	0
	Other	25	0	5	0	0	0

Annex 3.4.1.3: "Q18. Which printed newspapers do you read news in at least once in two weeks?", N=289 (Figure 3.4.1)

		N	Молдавские ведомости (Moldvaskie Vedomosti)	Est Courier	Literatura si Arta	Коммерсант (Komersant) PLUS	Труд (Trud) 7
Total		289	2	2	2	2	1
Gender	Male	135	2	0	2	2	2
	Female	154	3	4	2	1	1
Age	18 – 25 years	20	0	0	0	0	0
	26 – 35 years	33	3	3	3	0	0
	36 – 45 years	39	0	5	0	3	5
	46 – 65 years	126	3	2	2	3	1
	Over 65 years	72	3	3	3	0	0
Urban/R ural	Urban	108	5	0	4	4	1
	Rural	181	1	4	1	1	1
Region	North	86	3	0	0	0	1
	Centre	88	0	8	1	1	1
	Chisinau	52	5	0	6	8	0
	South	62	3	0	3	0	2
Borough	Botanica	14	6	0	0	21	0
	Buiucani	11	8	0	0	9	0
	Centre	5	0	0	41	0	0
	Ciocana	9	0	0	11	0	0
	Riscani	10	9	0	0	0	0
Educatio n	Primary/Secondary School	35	0	3	3	0	0
	High school/Secondary	47	2	6	0	0	5
	Vocational	93	4	2	1	3	1
	Upper secondary vocational education	36	2	3	0	2	0
	Higher education	74	1	0	5	1	0
Occupati on	Civil servant	6	0	0	0	0	0
	Director/ Manager	3	0	0	0	0	0
	Qualified specialist	39	0	0	2	0	0
	Qualified worker	31	3	3	0	0	4
	Unqualified worker	21	0	9	5	0	5
	Farmer in an individual farm	18	7	16	0	0	0
	Entrepreneur	2	0	0	0	48	0
	Student	8	0	0	0	0	0
	Maternity leave	12	7	8	0	0	0
	Pensioner	124	3	0	3	2	0
	Unemployed	28	3	0	0	7	3
Other	1	0	0	0	0	0	
Income	Less than 3000 MDL	129	3	1	2	2	1
	3000-5000 MDL	82	3	5	1	0	1
	5000 - 10000 MDL	52	0	2	4	6	2
	Over 10000 MDL	13	0	0	0	0	0
Vehicle	I drive the vehicle	64	3	1	3	3	2
	Another member of the family drives the vehicle	69	1	4	1	3	1
	We don't own a vehicle	154	3	2	2	1	1
Language	Romanian/Moldovan	213	1	3	3	2	1
	Russian	50	10	0	0	2	0
	Other	25	0	0	0	0	5

Annex 3.4.1.4: "Q18. Which printed newspapers do you read news in at least once in two weeks?", N=289 (Figure 3.4.1)

		N	South-Est	Спрос и Предложение (СП) (Spors i Predlojenie)	ECONOMIST (ECO)	Cahul Expres
Total		289	1	1	1	1
Gender	Male	135	1	1	2	0
	Female	154	1	1	0	1
Age	18 – 25 years	20	6	0	0	0
	26 – 35 years	33	0	3	0	0
	36 – 45 years	39	0	3	3	0
	46 – 65 years	126	1	0	1	1
	Over 65 years	72	1	0	0	1
Urban/R ural	Urban	108	0	2	1	1
	Rural	181	2	0	1	1
Region	North	86	2	2	0	0
	Centre	88	0	0	1	0
	Chisinau	52	0	2	2	0
	South	62	2	0	0	3
Borough	Botanica	14	0	0	7	0
	Buiucani	11	0	0	0	0
	Centre	5	0	0	0	0
	Ciocana	9	0	0	0	0
	Riscani	10	0	9	0	0
Educatio n	Primary/Secondary School	35	0	0	0	3
	High school/Secondary	47	2	3	0	0
	Vocational	93	1	1	2	0
	Upper secondary vocational education	36	2	0	0	2
	Higher education	74	0	0	0	0
Occupati on	Civil servant	6	0	0	0	0
	Director/ Manager	3	0	0	0	0
	Qualified specialist	39	0	0	0	0
	Qualified worker	31	0	0	0	0
	Unqualified worker	21	0	6	0	0
	Farmer in an individual farm	18	10	0	0	0
	Entrepreneur	2	0	0	48	0
	Student	8	14	0	0	0
	Maternity leave	12	0	7	0	0
	Pensioner	124	0	0	1	1
	Unemployed	28	0	0	0	0
Other	1	0	0	0	0	
Income	Less than 3000 MDL	129	2	0	1	1
	3000-5000 MDL	82	0	1	0	1
	5000 - 10000 MDL	52	2	3	2	0
	Over 10000 MDL	13	0	0	0	0
Vehicle	I drive the vehicle	64	0	0	2	0
	Another member of the family drives the vehicle	69	1	1	2	1
	We don't own a vehicle	154	1	1	0	1
Language	Romanian/Moldovan	213	1	0	1	0.4
	Russian	50	0	4	0	2
	Other	25	0	0	0	0

Annex 3.4.1.5: "Q18. Which printed newspapers do you read news in at least once in two weeks?", N=289 (Figure 3.4.1)

		N	Экономическое Обозрение (Logos Press) (Ekonomicheskoe Obozrenie)	Other newspapers	None
Total		289	0	31	9
Gender	Male	135	0	27	11
	Female	154	0	34	7
Age	18 - 25 years	20	0	41	16
	26 - 35 years	33	0	23	9
	36 - 45 years	39	0	24	14
	46 - 65 years	126	0	31	7
	Over 65 years	72	0	36	9
Urban/Rural	Urban	108	0	25	13
	Rural	181	0	34	7
Region	North	86	0	46	7
	Centre	88	0	19	14
	Chisinau	52	0	16	4
	South	62	0	38	10
Borough	Botanica	14	0	12	7
	Buiucani	11	0	25	8
	Centre	5	0	22	0
	Ciocana	9	0	11	0
	Riscani	10	0	19	0
Education	Primary/Secondary School	35	0	28	6
	High school/Secondary	47	0	39	11
	Vocational	93	0	26	8
	Upper secondary vocational education	36	0	29	3
	Higher education	74	0	34	14
Occupation	Civil servant	6	0	17	15
	Director/ Manager	3	0	41	26
	Qualified specialist	39	0	38	9
	Qualified worker	31	0	12	20
	Unqualified worker	21	0	37	0
	Farmer in an individual farm	18	0	0	19
	Entrepreneur	2	0	0	0
	Student	8	0	64	0
	Maternity leave	12	0	24	15
	Pensioner	124	0	38	6
	Unemployed	28	0	20	7
Other	1	0	0	0	
Income	Less than 3000 MDL	129	0	32	9
	3000-5000 MDL	82	0	37	7
	5000 - 10000 MDL	52	0	28	10
	Over 10000 MDL	13	0	0	26
Vehicle	I drive the vehicle	64	0	20	14
	Another member of the family drives the vehicle	69	0	37	4
	We don't own a vehicle	154	0	32	9
Language	Romanian/Moldovan	213	0	28	8
	Russian	50	0	28	15
	Other	25	0	62	5

Annex 3.4.2.1: "Q19. Which newspapers do you trust the most in terms of political news and domestic events?", N=289
(Figure 3.4.2)

		N	First place					
			Комсомо льская Правда (Komsom oliskaja Pravda)	Jurnal de Chişinău	Аргументы и факты (Argument y I Fakty)	Ziarul de Gardă	Makler	Cuvântul
Total		289	11	9	8	5	5	4
Gender	Male	135	11	8	6	3	7	7
	Female	154	11	11	10	6	3	2
Age	18 – 25 years	20	0	11	0	6	17	5
	26 – 35 years	33	14	12	5	5	7	0
	36 – 45 years	39	10	5	5	5	10	4
	46 – 65 years	126	14	8	5	6	3	7
	Over 65 years	72	7	12	19	2	0	2
Urban/R ural	Urban	108	12	10	16	6	4	2
	Rural	181	10	9	3	4	5	6
Region	North	86	5	4	8	3	4	2
	Centre	88	10	7	6	4	4	9
	Chisinau	52	16	18	13	9	9	0
	South	62	16	13	6	4	4	5
Borough	Botanica	14	13	12	6	0	7	0
	Buiucani	11	8	8	24	8	8	0
	Centre	5	0	0	0	41	19	0
	Ciocana	9	19	22	28	19	0	0
	Riscani	10	37	26	9	0	9	0
Educatio n	Primary/Secondary School	35	6	5	3	5	12	3
	High school/Secondary	47	4	15	7	2	2	5
	Vocational	93	14	7	6	3	7	7
	Upper secondary vocational education	36	20	5	15	0	2	3
	Higher education	74	10	12	11	10	0	3
Occupati on	Civil servant	6	0	17	0	0	0	0
	Director/ Manager	3	0	0	0	0	0	0
	Qualified specialist	39	8	17	7	4	3	5
	Qualified worker	31	20	4	6	0	9	0
	Unqualified worker	21	19	5	5	0	0	10
	Farmer in an individual farm	18	0	11	6	12	13	6
	Entrepreneur	2	52	0	0	0	0	0
	Student	8	0	0	0	14	14	12
	Maternity leave	12	23	8	7	15	0	0
	Pensioner	124	11	10	12	5	0	5
	Unemployed	28	6	3	0	7	19	8
Other	1	0	0	0	0	0	0	
Income	Less than 3000 MDL	129	9	7	11	5	3	4
	3000-5000 MDL	82	14	9	8	6	6	5
	5000 - 10000 MDL	52	10	9	2	4	5	5
	Over 10000 MDL	13	7	9	7	0	9	0
Vehicle	I drive the vehicle	64	15	13	5	5	3	3
	Another member of the family drives the vehicle	69	12	9	4	6	3	4
	We don't own a vehicle	154	8	7	11	4	6	5
Language	Romanian/Moldovan	213	7	12	2	6	5	6
	Russian	50	21	0	30	0	2	0
	Other	25	24	0	13	0	5	0

Annex 3.4.2.2: "Q19. Which newspapers do you trust the most in terms of political news and domestic events?", N=289
(Figure 3.4.2)

		N	First place					Est Curier
			Observatorul de Nord	Capitala	Moldova Suverana	Unghiul	Коммерсант (Komersant) PLUS	
Total		289	3	2	2	2	1	1
Gender	Male	135	1	3	2	2	2	0
	Female	154	4	2	2	1	1	2
Age	18 – 25 years	20	4	0	0	0	0	0
	26 – 35 years	33	5	7	0	0	0	3
	36 – 45 years	39	0	5	0	0	3	2
	46 – 65 years	126	4	1	3	4	2	2
	Over 65 years	72	0	3	3	0	0	0
Urban/Rural	Urban	108	3	2	0	2	4	0
	Rural	181	2	3	3	2	0	2
Region	North	86	8	0	1	0	0	0
	Centre	88	0	5	5	6	0	4
	Chisinau	52	0	4	0	0	8	0
	South	62	0	2	2	0	0	0
Borough	Botanica	14	0	7	0	0	21	0
	Buiuani	11	0	0	0	0	9	0
	Centre	5	0	0	0	0	0	0
	Ciocana	9	0	0	0	0	0	0
	Riscani	10	0	9	0	0	0	0
Education	Primary/Secondary School	35	3	0	9	3	0	3
	High school/Secondary	47	2	2	2	0	0	2
	Vocational	93	2	3	2	2	2	2
	Upper secondary vocational education	36	2	8	0	0	2	0
	Higher education	74	3	0	0	3	1	0
Occupation	Civil servant	6	15	0	0	0	0	0
	Director/ Manager	3	0	34	0	0	0	0
	Qualified specialist	39	4	3	0	5	0	0
	Qualified worker	31	3	0	3	0	0	3
	Unqualified worker	21	4	5	5	0	0	5
	Farmer in an individual farm	18	0	0	0	0	0	5
	Entrepreneur	2	0	0	0	0	48	0
	Student	8	10	0	0	0	0	0
	Maternity leave	12	0	0	0	0	0	8
	Pensioner	124	1	3	3	2	1	0
	Unemployed	28	4	3	0	4	7	0
Other	1	0	0	0	0	0	0	
Income	Less than 3000 MDL	129	3	2	4	3	1	1
	3000-5000 MDL	82	1	2	1	0	0	2
	5000 - 10000 MDL	52	3	2	0	2	6	2
	Over 10000 MDL	13	0	16	0	8	0	0
Vehicle	I drive the vehicle	64	0	3	2	1	3	0
	Another member of the family drives the vehicle	69	4	1	1	3	3	3
	We don't own a vehicle	154	3	3	3	1	0	1
Language	Romanian/Moldovan	213	3	3	3	2	1	2
	Russian	50	2	0	0	0	2	0
	Other	25	0	0	0	0	0	0

Annex 3.4.2.3: "Q19. Which newspapers do you trust the most in terms of political news and domestic events?", N=289 (Figure 3.4.2)

		N	First place					
			Literatura și Arta	Молдавские ведомости (Moldavskie Vedomosti)	Спрос и Предложение (Spros I Predlojenie) (CI)	Cahul Expres	South-Est	ECOnomist (ECO)
Total		289	1	1	0.5	0.3	0.3	0
Gender	Male	135	1	1	1	0	0	0
	Female	154	1	1	0	1	1	0
Age	18 – 25 years	20	0	0	0	0	0	0
	26 – 35 years	33	3	0	0	0	0	0
	36 – 45 years	39	0	0	3	0	0	0
	46 – 65 years	126	1	2	0	0	1	0
	Over 65 years	72	1	0	0	1	0	0
Urban/Rural	Urban	108	1	1	1	0	0	0
	Rural	181	1	1	0	1	0.5	0
Region	North	86	0	1	2	0	1	0
	Centre	88	1	0	0	0	0	0
	Chisinau	52	2	2	0	0	0	0
	South	62	2	0	0	2	0	0
Borough	Botanica	14	0	6	0	0	0	0
	Buiucani	11	0	0	0	0	0	0
	Centre	5	19	0	0	0	0	0
	Ciocana	9	0	0	0	0	0	0
	Riscani	10	0	0	0	0	0	0
Education	Primary/Secondary School	35	3	0	0	3	0	0
	High school/Secondary	47	0	2	3	0	2	0
	Vocational	93	1	1	0	0	0	0
	Upper secondary vocational education	36	0	0	0	0	0	0
	Higher education	74	1	0	0	0	0	0
Occupation	Civil servant	6	0	0	0	0	0	0
	Director/ Manager	3	0	0	0	0	0	0
	Qualified specialist	39	2	0	0	0	0	0
	Qualified worker	31	0	0	0	0	0	0
	Unqualified worker	21	5	0	6	0	0	0
	Farmer in an individual farm	18	0	7	0	0	5	0
	Entrepreneur	2	0	0	0	0	0	0
	Student	8	0	0	0	0	0	0
	Maternity leave	12	0	0	0	0	0	0
	Pensioner	124	1	1	0	1	0	0
	Unemployed	28	0	0	0	0	0	0
Other	1	0	0	0	0	0	0	
Income	Less than 3000 MDL	129	1	1	0	0	1	0
	3000-5000 MDL	82	0	1	0	1	0	0
	5000 - 10000 MDL	52	4	0	3	0	0	0
	Over 10000 MDL	13	0	0	0	0	0	0
Vehicle	I drive the vehicle	64	0	2	0	0	0	0
	Another member of the family drives the vehicle	69	0	0	0	1	1	0
	We don't own a vehicle	154	2	1	1	0	0	0
Language	Romanian/Moldovan	213	1	1	0	0.4	0.4	0
	Russian	50	0	0	3	0	0	0
	Other	25	0	0	0	0	0	0

Annex 3.4.2.4: "Q19. Which newspapers do you trust the most in terms of political news and domestic events?", N=289 (Figure 3.4.2)

		N	First place				
			Труд 7	Экономическое Обозрение (Економическ ое Obozrenie) (Logos Press)	Other Newspa pers	None	Don't know/NA
Total		289	0	0	21	17	6
Gender	Male	135	0	0	17	21	8
	Female	154	0	0	24	14	4
Age	18 – 25 years	20	0	0	35	12	10
	26 – 35 years	33	0	0	14	18	6
	36 – 45 years	39	0	0	15	24	8
	46 – 65 years	126	0	0	19	13	7
	Over 65 years	72	0	0	26	22	1
Urban/R ural	Urban	108	0	0	12	21	4
	Rural	181	0	0	26	15	8
Region	North	86	0	0	34	23	3
	Centre	88	0	0	10	15	15
	Chisinau	52	0	0	11	7	2
	South	62	0	0	25	21	0
Borough	Botanica	14	0	0	6	13	7
	Buiuani	11	0	0	17	17	0
	Centre	5	0	0	22	0	0
	Ciocana	9	0	0	11	0	0
	Riscani	10	0	0	10	0	0
Educatio n	Primary/Secondary School	35	0	0	28	9	6
	High school/Secondary	47	0	0	25	18	7
	Vocational	93	0	0	19	16	6
	Upper secondary vocational education	36	0	0	26	13	3
	Higher education	74	0	0	15	23	8
Occupati on	Civil servant	6	0	0	0	68	0
	Director/ Manager	3	0	0	41	0	26
	Qualified specialist	39	0	0	18	16	7
	Qualified worker	31	0	0	12	20	20
	Unqualified worker	21	0	0	9	16	6
	Farmer in an individual farm	18	0	0	0	23	13
	Entrepreneur	2	0	0	0	0	0
	Student	8	0	0	50	0	0
	Maternity leave	12	0	0	24	7	8
	Pensioner	124	0	0	28	17	2
Unemployed	28	0	0	17	17	4	
Other	1	0	0	0	100	0	
Income	Less than 3000 MDL	129	0	0	25	15	5
	3000-5000 MDL	82	0	0	21	17	4
	5000 - 10000 MDL	52	0	0	14	17	12
	Over 10000 MDL	13	0	0	0	30	14
Vehicle	I drive the vehicle	64	0	0	11	23	8
	Another member of the family drives the vehicle	69	0	0	24	12	8
	We don't own a vehicle	154	0	0	23	17	4
Language	Romanian/Moldovan	213	0	0	19	16	8
	Russian	50	0	0	16	25	0
	Other	25	0	0	46	12	0

Annex 3.4.2.5: "Q19. Which newspapers do you trust the most in terms of political news and domestic events?", N=289 (Figure 3.4.2)

		N	Second place					
			Комсомо льская Правда (Komsomoliskaya Pravda)	Jurnal de Chişinău	Аргументы и факты (Argument y i Fakty)	Ziarul de Garda	Makler	Cuvantul
Total		289	4	3	2	2	0.4	1
Gender	Male	135	3	4	2	1	1	1
	Female	154	5	1	3	2	0	1
Age	18 – 25 years	20	5	0	0	6	0	4
	26 – 35 years	33	3	3	0	0	0	3
	36 – 45 years	39	3	5	8	0	0	0
	46 – 65 years	126	3	3	2	1	1	0
	Over 65 years	72	7	0	1	3	0	0
Urban/R ural	Urban	108	7	4	5	2	0	1
	Rural	181	2	2	1	2	1	1
Region	North	86	4	1	3	0	0	0
	Centre	88	0	2	0	1	1	1
	Chisinau	52	10	8	4	2	0	2
	South	62	4	0	4	5	0	0
Borough	Botanica	14	0	7	0	0	0	6
	Buiuani	11	8	8	9	0	0	0
	Centre	5	0	44	19	19	0	0
	Ciocana	9	9	0	0	0	0	0
	Riscani	10	35	0	0	0	0	0
Education	Primary/Secondary School	35	3	0	0	3	0	3
	High school/Secondary	47	8	2	7	0	0	0
	Vocational	93	1	3	3	1	1	0
	Upper secondary vocational education	36	10	0	0	3	0	0
	Higher education	74	2	4	1	2	0	1
Occupati on	Civil servant	6	0	0	0	0	0	0
	Director/ Manager	3	0	0	0	0	0	0
	Qualified specialist	39	3	5	0	5	0	2
	Qualified worker	31	3	0	3	0	0	0
	Unqualified worker	21	0	0	11	0	0	0
	Farmer in an individual farm	18	0	0	5	0	0	0
	Entrepreneur	2	0	0	0	0	0	0
	Student	8	11	0	0	0	0	0
	Maternity leave	12	7	0	0	0	0	0
	Pensioner	124	6	3	2	2	1	0
	Unemployed	28	0	7	3	0	0	4
Other	1	0	0	0	0	0	0	
Income	Less than 3000 MDL	129	3	3	1	1	1	0
	3000-5000 MDL	82	6	1	1	3	0	2
	5000 - 10000 MDL	52	2	4	10	2	0	0
	Over 10000 MDL	13	0	8	0	0	0	0
Vehicle	I drive the vehicle	64	3	3	2	2	0	0
	Another member of the family drives the vehicle	69	2	6	4	3	0	1
	We don't own a vehicle	154	5	1	2	1	1	1
Language	Romanian/Moldovan	213	3	3	1	2	1	1
	Russian	50	5	0	8	0	0	0
	Other	25	12	0	0	0	0	0

Annex 3.4.2.6: "Q19. Which newspapers do you trust the most in terms of political news and domestic events?", N=289
(Figure 3.4.2)

		N	Second place					Est Curier
			Observatorul de Nord	Capitala	Moldova Suverana	Unghiul	Коммерсант (Komersant) PLUS	
Total		289	0	0	1	0.4	0.3	1
Gender	Male	135	0	0	2	1	0	0
	Female	154	0	0	1	0	1	1
Age	18 – 25 years	20	0	0	4	0	0	0
	26 – 35 years	33	0	0	3	3	0	0
	36 – 45 years	39	0	0	0	0	0	2
	46 – 65 years	126	0	0	1	0	1	0
	Over 65 years	72	0	0	2	0	0	1
Urban/Rural	Urban	108	0	0	1	0	0	0
	Rural	181	0	0	2	1	1	1
Region	North	86	0	0	1	0	0	0
	Centre	88	0	0	2	1	1	2
	Chisinau	52	0	0	0	0	0	0
	South	62	0	0	2	0	0	0
Borough	Botanica	14	0	0	0	0	0	0
	Buiuani	11	0	0	0	0	0	0
	Centre	5	0	0	0	0	0	0
	Ciocana	9	0	0	0	0	0	0
	Riscani	10	0	0	0	0	0	0
Education	Primary/Secondary School	35	0	0	0	0	0	0
	High school/Secondary	47	0	0	4	0	0	2
	Vocational	93	0	0	1	1	1	0
	Upper secondary vocational education	36	0	0	3	0	0	3
	Higher education	74	0	0	0	0	0	0
Occupation	Civil servant	6	0	0	0	0	0	0
	Director/ Manager	3	0	0	0	34	0	0
	Qualified specialist	39	0	0	5	0	0	0
	Qualified worker	31	0	0	0	0	0	0
	Unqualified worker	21	0	0	0	0	0	5
	Farmer in an individual farm	18	0	0	0	0	0	5
	Entrepreneur	2	0	0	0	0	0	0
	Student	8	0	0	10	0	0	0
	Maternity leave	12	0	0	0	0	0	0
	Pensioner	124	0	0	1	0	1	0
	Unemployed	28	0	0	0	0	0	0
Other	1	0	0	0	0	0	0	
Income	Less than 3000 MDL	129	0	0	2	0	1	1
	3000-5000 MDL	82	0	0	2	0	0	1
	5000 - 10000 MDL	52	0	0	0	0	0	0
	Over 10000 MDL	13	0	0	0	9	0	0
Vehicle	I drive the vehicle	64	0	0	2	2	0	1
	Another member of the family drives the vehicle	69	0	0	0	0	0	0
	We don't own a vehicle	154	0	0	2	0	1	1
Language	Romanian/Moldovan	213	0	0	2	1	0.4	1
	Russian	50	0	0	0	0	0	0
	Other	25	0	0	0	0	0	0

Annex 3.4.2.7: "Q19. Which newspapers do you trust the most in terms of political news and domestic events?", N=289 (Figure 3.4.2)

		N	Second place					
			Literatura si Arta	Молдавские ведомости (Moldavskie Vedomosti)	Спрос и Предложение (Spros I Predlozhenie) (СП)	Cahul Expres	Sou th- Est	ECO nomist (ECO)
Total		289	1	1	0	0.3	0.4	1
Gender	Male	135	1	1	0	0	1	2
	Female	154	1	1	0	1	0	0
Age	18 – 25 years	20	0	0	0	0	6	0
	26 – 35 years	33	0	3	0	0	0	0
	36 – 45 years	39	0	0	0	0	0	3
	46 – 65 years	126	1	0	0	1	0	1
	Over 65 years	72	1	3	0	0	0	0
Urban/R ural	Urban	108	2	3	0	1	0	1
	Rural	181	0	0	0	0	1	1
Region	North	86	0	2	0	0	0	0
	Centre	88	0	0	0	0	0	1
	Chisinau	52	2	3	0	0	0	2
	South	62	1	0	0	1	2	0
Borough	Botanica	14	0	0	0	0	0	7
	Buiucani	11	0	8	0	0	0	0
	Centre	5	0	0	0	0	0	0
	Ciocana	9	11	0	0	0	0	0
	Riscani	10	0	9	0	0	0	0
Educatio n	Primary/Secondary School	35	0	0	0	0	0	0
	High school/Secondary	47	0	0	0	0	0	0
	Vocational	93	0	2	0	0	1	2
	Upper secondary vocational education	36	0	0	0	2	0	0
	Higher education	74	3	1	0	0	0	0
Occupati on	Civil servant	6	0	0	0	0	0	0
	Director/ Manager	3	0	0	0	0	0	0
	Qualified specialist	39	0	0	0	0	0	0
	Qualified worker	31	0	0	0	0	0	0
	Unqualified worker	21	0	0	0	0	0	0
	Farmer in an individual farm	18	0	0	0	0	0	0
	Entrepreneur	2	0	0	0	0	0	48
	Student	8	0	0	0	0	14	0
	Maternity leave	12	0	7	0	0	0	0
	Pensioner	124	2	2	0	1	0	1
	Unemployed	28	0	0	0	0	0	0
Other	1	0	0	0	0	0	0	
Income	Less than 3000 MDL	129	1	2	0	1	1	1
	3000-5000 MDL	82	1	1	0	0	0	0
	5000 - 10000 MDL	52	0	0	0	0	0	2
	Over 10000 MDL	13	0	0	0	0	0	0
Vehicle	I drive the vehicle	64	2	0	0	0	0	2
	Another member of the family drives the vehicle	69	1	1	0	0	0	2
	We don't own a vehicle	154	0	1	0	1	1	0
Language	Romanian/Moldovan	213	1	0	0	0	1	1
	Russian	50	0	6	0	2	0	0
	Other	25	0	0	0	0	0	0

Annex 3.4.2.8: "Q19. Which newspapers do you trust the most in terms of political news and domestic events?", N=289 (Figure 3.4.2)

		N	Second place				
			Труд (Trud) 7	Экономическое Обозрение (Ekonomicheeskoe Obozrenie) (Logos Press)	Other newspapers	None	Don't know/N A
Total		289	0.4	0	3	43	36
Gender	Male	135	1	0	4	43	34
	Female	154	0	0	3	42	37
Age	18 – 25 years	20	0	0	6	33	37
	26 – 35 years	33	0	0	3	33	45
	36 – 45 years	39	0	0	0	56	23
	46 – 65 years	126	1	0	5	45	35
	Over 65 years	72	0	0	3	38	41
Urban/Rural	Urban	108	0	0	6	43	25
	Rural	181	1	0	2	42	43
Region	North	86	0	0	3	40	46
	Centre	88	0	0	2	44	40
	Chisinau	52	0	0	3	38	26
	South	62	2	0	6	49	24
Borough	Botanica	14	0	0	0	48	32
	Buiucani	11	0	0	8	59	0
	Centre	5	0	0	0	19	0
	Ciocana	9	0	0	0	9	70
	Riscani	10	0	0	9	28	19
Education	Primary/Secondary School	35	0	0	0	42	50
	High school/Secondary	47	2	0	2	40	32
	Vocational	93	0	0	2	41	38
	Upper secondary vocational education	36	0	0	4	47	28
	Higher education	74	0	0	8	43	34
Occupation	Civil servant	6	0	0	0	68	32
	Director/ Manager	3	0	0	0	0	66
	Qualified specialist	39	0	0	8	40	31
	Qualified worker	31	0	0	0	46	49
	Unqualified worker	21	5	0	5	35	40
	Farmer in an individual farm	18	0	0	0	54	36
	Entrepreneur	2	0	0	0	52	0
	Student	8	0	0	14	38	13
	Maternity leave	12	0	0	0	23	62
	Pensioner	124	0	0	4	43	33
	Unemployed	28	0	0	0	52	33
Other	1	0	0	0	100	0	
Income	Less than 3000 MDL	129	1	0	2	39	42
	3000-5000 MDL	82	0	0	7	43	32
	5000 - 10000 MDL	52	0	0	4	50	27
	Over 10000 MDL	13	0	0	0	39	45
Vehicle	I drive the vehicle	64	0	0	4	51	28
	Another member of the family drives the vehicle	69	0	0	3	40	37
	We don't own a vehicle	154	1	0	4	41	38
Language	Romanian/Moldovan	213	0	0	2	44	36
	Russian	50	0	0	5	41	32
	Other	25	5	0	8	32	43

Annex 3.4.2.9: "Q19. Which newspapers do you trust the most in terms of political news and domestic events?", N=289 (Figure 3.4.2)

		N	Third place					
			Комсомо льская Правда (Komso moliskai a Pravda)	Jurnal de Chişinau	Аргументы и факты (Argument y i Fakty)	Ziarul de Garda	Makler	Cuvantul
Total		289	1	1	1	0	0	0
Gender	Male	135	2	1	0	0	0	0
	Female	154	0	2	2	0	0	0
Age	18 – 25 years	20	0	0	0	0	0	0
	26 – 35 years	33	0	0	0	0	0	0
	36 – 45 years	39	0	5	0	0	0	0
	46 – 65 years	126	2	1	1	0	0	0
	Over 65 years	72	0	1	2	0	0	0
Urban/R ural	Urban	108	2	2	2	0	0	0
	Rural	181	0	1	0	0	0	0
Region	North	86	0	1	0	0	0	0
	Centre	88	0	2	0	0	0	0
	Chisinau	52	4	2	3	0	0	0
	South	62	0	0	1	0	0	0
Borough	Botanica	14	7	7	0	0	0	0
	Buiuani	11	9	0	0	0	0	0
	Centre	5	0	0	0	0	0	0
	Ciocana	9	0	0	0	0	0	0
	Riscani	10	0	0	18	0	0	0
Education	Primary/Secondary School	35	0	0	3	0	0	0
	High school/Secondary	47	0	2	2	0	0	0
	Vocational	93	1	1	0	0	0	0
	Upper secondary vocational education	36	0	3	0	0	0	0
	Higher education	74	1	1	1	0	0	0
Occupati on	Civil servant	6	0	0	0	0	0	0
	Director/ Manager	3	0	0	0	0	0	0
	Qualified specialist	39	0	0	0	0	0	0
	Qualified worker	31	0	0	3	0	0	0
	Unqualified worker	21	0	5	0	0	0	0
	Farmer in an individual farm	18	0	0	0	0	0	0
	Entrepreneur	2	0	48	0	0	0	0
	Student	8	0	0	0	0	0	0
	Maternity leave	12	0	0	0	0	0	0
	Pensioner	124	1	1	1	0	0	0
	Unemployed	28	4	0	0	0	0	0
Other	1	0	0	0	0	0	0	
Income	Less than 3000 MDL	129	1	1	1	0	0	0
	3000-5000 MDL	82	0	1	1	0	0	0
	5000 - 10000 MDL	52	2	2	0	0	0	0
	Over 10000 MDL	13	0	0	0	0	0	0
Vehicle	I drive the vehicle	64	2	2	0	0	0	0
	Another member of the family drives the vehicle	69	2	1	0	0	0	0
	We don't own a vehicle	154	0	1	2	0	0	0
Language	Romanian/Moldovan	213	0.5	1	1	0	0	0
	Russian	50	2	2	0	0	0	0
	Other	25	0	0	0	0	0	0

Annex 3.4.2.10: "Q19. Which newspapers do you trust the most in terms of political news and domestic events?", N=289 (Figure 3.4.2)

		N	Third place					Est Curier
			Observatorul de Nord	Capitala	Moldova Suverana	Unghiul	Коммерсант (Komersant) PLUS	
Total		289	0	0	0.4	0	0	0
Gender	Male	135	0	0	1	0	0	0
	Female	154	0	0	0	0	0	0
Age	18 – 25 years	20	0	0	0	0	0	0
	26 – 35 years	33	0	0	0	0	0	0
	36 – 45 years	39	0	0	0	0	0	0
	46 – 65 years	126	0	0	1	0	0	0
	Over 65 years	72	0	0	0	0	0	0
Urban/Rural	Urban	108	0	0	0	0	0	0
	Rural	181	0	0	1	0	0	0
Region	North	86	0	0	0	0	0	0
	Centre	88	0	0	0	0	0	0
	Chisinau	52	0	0	0	0	0	0
	South	62	0	0	2	0	0	0
Borough	Botanica	14	0	0	0	0	0	0
	Buiuani	11	0	0	0	0	0	0
	Centre	5	0	0	0	0	0	0
	Ciocana	9	0	0	0	0	0	0
	Riscani	10	0	0	0	0	0	0
Education	Primary/Secondary School	35	0	0	0	0	0	0
	High school/Secondary	47	0	0	2	0	0	0
	Vocational	93	0	0	0	0	0	0
	Upper secondary vocational education	36	0	0	0	0	0	0
	Higher education	74	0	0	0	0	0	0
Occupation	Civil servant	6	0	0	0	0	0	0
	Director/ Manager	3	0	0	0	0	0	0
	Qualified specialist	39	0	0	0	0	0	0
	Qualified worker	31	0	0	0	0	0	0
	Unqualified worker	21	0	0	5	0	0	0
	Farmer in an individual farm	18	0	0	0	0	0	0
	Entrepreneur	2	0	0	0	0	0	0
	Student	8	0	0	0	0	0	0
	Maternity leave	12	0	0	0	0	0	0
	Pensioner	124	0	0	0	0	0	0
	Unemployed	28	0	0	0	0	0	0
Other	1	0	0	0	0	0	0	
Income	Less than 3000 MDL	129	0	0	1	0	0	0
	3000-5000 MDL	82	0	0	0	0	0	0
	5000 - 10000 MDL	52	0	0	0	0	0	0
	Over 10000 MDL	13	0	0	0	0	0	0
Vehicle	I drive the vehicle	64	0	0	0	0	0	0
	Another member of the family drives the vehicle	69	0	0	0	0	0	0
	We don't own a vehicle	154	0	0	1	0	0	0
Language	Romanian/Moldovan	213	0	0	0	0	0	0
	Russian	50	0	0	0	0	0	0
	Other	25	0	0	5	0	0	0

Annex 3.4.2.11: "Q19. Which newspapers do you trust the most in terms of political news and domestic events?", N=289 (Figure 3.4.2)

		N	Third place					
			Literatura si Arta	Молдавские ведомости (Moldavskie Vedomosti)	Спрос и Предложение (Spros i Predlojenie) (СП)	Cahul Expres	Sou th- Est	ECO nomist (ECO)
Total		289	0.4	0	0.3	0	0	0
Gender	Male	135	1	0	0	0	0	0
	Female	154	0	0	1	0	0	0
Age	18 – 25 years	20	0	0	0	0	0	0
	26 – 35 years	33	0	0	3	0	0	0
	36 – 45 years	39	0	0	0	0	0	0
	46 – 65 years	126	1	0	0	0	0	0
	Over 65 years	72	0	0	0	0	0	0
Urban/R ural	Urban	108	1	0	1	0	0	0
	Rural	181	0	0	0	0	0	0
Region	North	86	0	0	0	0	0	0
	Centre	88	0	0	0	0	0	0
	Chisinau	52	2	0	2	0	0	0
	South	62	0	0	0	0	0	0
Borough	Botanica	14	0	0	0	0	0	0
	Buiucani	11	0	0	0	0	0	0
	Centre	5	22	0	0	0	0	0
	Ciocana	9	0	0	0	0	0	0
	Riscani	10	0	0	9	0	0	0
Educatio n	Primary/Secondary School	35	0	0	0	0	0	0
	High school/Secondary	47	0	0	0	0	0	0
	Vocational	93	0	0	1	0	0	0
	Upper secondary vocational education	36	0	0	0	0	0	0
	Higher education	74	1	0	0	0	0	0
Occupati on	Civil servant	6	0	0	0	0	0	0
	Director/ Manager	3	0	0	0	0	0	0
	Qualified specialist	39	0	0	0	0	0	0
	Qualified worker	31	0	0	0	0	0	0
	Unqualified worker	21	0	0	0	0	0	0
	Farmer in an individual farm	18	0	0	0	0	0	0
	Entrepreneur	2	0	0	0	0	0	0
	Student	8	0	0	0	0	0	0
	Maternity leave	12	0	0	7	0	0	0
	Pensioner	124	1	0	0	0	0	0
	Unemployed	28	0	0	0	0	0	0
Other	1	0	0	0	0	0	0	
Income	Less than 3000 MDL	129	1	0	0	0	0	0
	3000-5000 MDL	82	0	0	1	0	0	0
	5000 - 10000 MDL	52	0	0	0	0	0	0
	Over 10000 MDL	13	0	0	0	0	0	0
Vehicle	I drive the vehicle	64	2	0	0	0	0	0
	Another member of the family drives the vehicle	69	0	0	1	0	0	0
	We don't own a vehicle	154	0	0	0	0	0	0
Language	Romanian/Moldovan	213	0.5	0	0	0	0	0
	Russian	50	0	0	2	0	0	0
	Other	25	0	0	0	0	0	0

Annex 3.4.2.12: "Q19. Which newspapers do you trust the most in terms of political news and domestic events?", N=289 (Figure 3.4.2)

		N	Third place				
			Труд (Trud) 7	Экономическое Обозрение (Ekonomicheskoe Obozrenie) (Logos Press)	Other newspapers	None	Don't know/N A
Total		289	0	0	1	54	41
Gender	Male	135	0	0	1	53	42
	Female	154	0	0	1	55	40
Age	18 - 25 years	20	0	0	0	59	41
	26 - 35 years	33	0	0	0	49	49
	36 - 45 years	39	0	0	3	66	26
	46 - 65 years	126	0	0	1	54	41
	Over 65 years	72	0	0	0	50	47
Urban/Rural	Urban	108	0	0	2	59	31
	Rural	181	0	0	0	51	47
Region	North	86	0	0	2	47	50
	Centre	88	0	0	0	52	46
	Chisinau	52	0	0	0	57	30
	South	62	0	0	1	64	31
Borough	Botanica	14	0	0	0	54	32
	Buiucani	11	0	0	0	91	0
	Centre	5	0	0	0	78	0
	Ciocana	9	0	0	0	19	81
	Riscani	10	0	0	0	46	28
Education	Primary/Secondary School	35	0	0	0	44	53
	High school/Secondary	47	0	0	3	50	40
	Vocational	93	0	0	0	54	43
	Upper secondary vocational education	36	0	0	0	60	37
	Higher education	74	0	0	1	57	37
Occupation	Civil servant	6	0	0	0	68	32
	Director/ Manager	3	0	0	0	34	66
	Qualified specialist	39	0	0	0	60	40
	Qualified worker	31	0	0	0	49	49
	Unqualified worker	21	0	0	6	39	44
	Farmer in an individual farm	18	0	0	0	58	42
	Entrepreneur	2	0	0	0	52	0
	Student	8	0	0	0	76	24
	Maternity leave	12	0	0	0	30	62
	Pensioner	124	0	0	1	56	39
	Unemployed	28	0	0	0	56	41
Other	1	0	0	0	100	0	
Income	Less than 3000 MDL	129	0	0	0	47	48
	3000-5000 MDL	82	0	0	1	60	36
	5000 - 10000 MDL	52	0	0	3	63	31
	Over 10000 MDL	13	0	0	0	48	52
Vehicle	I drive the vehicle	64	0	0	0	62	33
	Another member of the family drives the vehicle	69	0	0	1	54	40
	We don't own a vehicle	154	0	0	1	51	45
Language	Romanian/Moldovan	213	0	0	0.4	55	41
	Russian	50	0	0	3	56	36
	Other	25	0	0	0	48	47

Annex 3.5.1: "Q20A. Do you use internet at least once per month?", N=1353 (Figure 3.5.1)

		N	Yes	No
Total		1353	60	40
Gender	Male	639	62	38
	Female	714	58	42
Age	18 – 25 years	200	98	2
	26 – 35 years	219	95	5
	36 – 45 years	189	83	17
	46 – 65 years	482	44	56
	Over 65 years	262	14	86
Urban/Rural	Urban	605	69	31
	Rural	748	53	47
Region	North	380	55	45
	Centre	337	56	44
	Chisinau	329	70	30
	South	307	60	40
Borough	Botanica	59	69	31
	Buiucani	75	75	25
	Centre	54	76	24
	Ciocana	56	69	31
	Riscani	57	64	36
Education	Primary/Secondary School	248	28	72
	High school/Secondary	246	59	41
	Vocational	386	56	44
	Upper secondary vocational education	169	73	27
	Higher education	294	85	15
Occupation	Civil servant	17	90	10
	Director/ Manager	15	85	15
	Qualified specialist	161	94	6
	Qualified worker	192	77	23
	Unqualified worker	107	58	42
	Farmer in an individual farm	59	44	56
	Entrepreneur	13	83	17
	Student	83	98	2
	Maternity leave	66	99	1
	Pensioner	450	23	77
	Unemployed	191	66	34
Other	18	94	6	
Income	Less than 3000 MDL	511	33	67
	3000-5000 MDL	345	67	33
	5000 - 10000 MDL	248	86	14
	Over 10000 MDL	72	89	11
Vehicle	I drive the vehicle	338	80	20
	Another member of the family drives the vehicle	314	73	27
	We don't own a vehicle	692	44	56
Language	Romanian/Moldovan	1032	59	41
	Russian	235	62	38
	Other	84	64	36

Annex 3.5.2.1: "Q20. How often do you use...?", N=811 (Figure 3.5.2)

		N	Facebook						
			A few hours per day	Once per day	A few times per week	Once per week	A few times per month	Once per month or less	I don't have an account on this network /Never
Total		811	48	13	7	2	1	2	27
Gender	Male	399	46	12	8	2	1	3	28
	Female	413	50	13	6	2	0.4	2	26
Age	18 - 25 years	196	74	10	5	2	1	1	8
	26 - 35 years	209	64	12	6	2	0	3	13
	36 - 45 years	158	39	19	8	1	1	3	29
	46 - 65 years	213	21	11	8	4	1	3	51
	Over 65 years	36	16	14	8	8	0	3	51
Urban/Rural	Urban	417	51	15	7	2	1	3	22
	Rural	394	45	10	7	3	1	2	32
Region	North	209	48	11	5	2	1	2	31
	Centre	188	41	12	10	4	0.5	2	29
	Chisinau	232	56	16	6	3	0.4	2	16
	South	183	46	10	6	1	1	3	34
Borough	Botanica	41	60	14	7	2	0	2	14
	Buiuani	56	49	24	5	5	0	2	16
	Centre	41	38	26	14	0	0	3	19
	Ciocana	39	64	2	3	5	0	2	24
	Riscani	37	54	19	5	2	2	2	15
Education	Primary/Secondary School	69	39	10	11	3	2	1	35
	High school/Secondary	146	56	10	4	2	0	2	26
	Vocational	218	33	12	6	4	0.4	4	42
	Upper secondary vocational education	123	53	14	6	1	2	3	21
	Higher education	248	58	16	9	2	0.4	1	14
Occupation	Civil servant	15	76	11	13	0	0	0	0
	Director/ Manager	12	74	0	0	0	0	0	26
	Qualified specialist	151	60	12	8	2	1	3	15
	Qualified worker	147	38	19	5	3	1	5	29
	Unqualified worker	62	42	6	7	2	2	0	42
	Farmer in an individual farm	26	26	15	18	0	0	0	41
	Entrepreneur	11	64	8	9	0	0	0	20
	Student	81	79	9	5	0	0	1	6
	Maternity leave	65	62	14	7	1	0	0	16
	Pensioner	104	20	14	6	7	0	3	50
	Unemployed	126	41	12	6	2	2	4	33
Other	17	80	13	0	0	0	0	7	
Income	Less than 3000 MDL	168	30	12	5	7	1	3	42
	3000-5000 MDL	233	45	16	7	1	0.5	1	29
	5000 - 10000 MDL	214	55	10	7	2	0.4	3	22
	Over 10000 MDL	64	62	9	6	0	2	1	20
Vehicle	I drive the vehicle	270	53	11	9	2	1	2	23
	Another member of the family drives the vehicle	230	57	14	4	2	1	2	21
	We don't own a vehicle	306	38	13	8	3	0.4	4	35
Language	Romanian/Moldovan	609	48	13	7	2	1	2	27
	Russian	147	33	14	4	4	1	4	40
	Other	54	39	7	4	4	2	6	39

Annex 3.5.2.2: "Q20. How often do you use...?", N=811 (Figure 3.5.2)

		N	Instagram						
			A few times per day	Once per day	A few times per week	Once per week	A few times per month	Once per month or less	I don't have an account on this network /Never
Total		811	25	6	3	2	1	5	58
Gender	Male	399	23	6	3	2	1	6	58
	Female	413	26	5	3	2	1	4	58
Age	18 - 25 years	196	60	12	3	2	2	2	19
	26 - 35 years	209	30	6	5	4	2	7	47
	36 - 45 years	158	9	4	4	2	1	7	72
	46 - 65 years	213	3	2	1	1	0.4	3	89
	Over 65 years	36	0	0	0	0	0	5	95
Urban/Rural	Urban	417	25	7	4	2	1	6	55
	Rural	394	25	4	2	2	1	3	62
Region	North	209	26	6	2	2	2	5	56
	Centre	188	17	4	3	2	1	3	70
	Chisinau	232	28	8	5	3	1	6	50
	South	183	27	4	3	2	1	4	60
Borough	Botanica	41	34	10	5	5	3	2	42
	Buiucani	56	25	7	2	3	2	7	55
	Centre	41	19	11	7	3	0	0	61
	Ciocana	39	17	5	5	3	3	17	51
	Riscani	37	23	10	8	2	0	5	51
Education	Primary/Secondary School	69	25	7	3	1	3	4	57
	High school/Secondary	146	37	6	2	1	2	3	50
	Vocational	218	14	2	4	3	1	6	71
	Upper secondary vocational education	123	28	10	2	2	2	4	51
	Higher education	248	26	6	4	3	1	5	55
Occupation	Civil servant	15	28	0	7	0	0	14	51
	Director/ Manager	12	41	0	0	8	9	0	42
	Qualified specialist	151	24	7	2	2	0	5	60
	Qualified worker	147	12	4	5	3	2	8	67
	Unqualified worker	62	25	5	0	2	0	2	66
	Farmer in an individual farm	26	13	4	9	8	4	4	57
	Entrepreneur	11	16	16	0	9	0	0	60
	Student	81	73	13	2	0	1	1	9
	Maternity leave	65	24	8	6	6	1	3	52
	Pensioner	104	2	0	2	2	1	4	90
	Unemployed	126	26	7	4	1	3	7	53
Other	17	56	12	0	0	0	0	33	
Income	Less than 3000 MDL	168	11	4	3	1	2	5	74
	3000-5000 MDL	233	24	6	3	4	1	2	60
	5000 - 10000 MDL	214	25	7	3	3	2	6	55
	Over 10000 MDL	64	34	7	1	3	2	7	46
Vehicle	I drive the vehicle	270	26	6	3	2	1	6	56
	Another member of the family drives the vehicle	230	27	7	4	3	3	2	54
	We don't own a vehicle	306	22	4	3	2	1	5	63
Language	Romanian/Moldovan	609	25	6	3	2	1	5	58
	Russian	147	21	5	5	1	2	5	61
	Other	54	28	3	2	6	2	6	53

Annex 3.5.2.3: "Q20. How often do you use...?", N=811 (Figure 3.5.2)

		N	Odnoklassniki						
			A few times per day	Once per day	A few times per week	Once per week	A few times per month	Once per month or less	I don't have an account on this network /Never
Total		811	40	13	12	5	3	3	24
Gender	Male	399	38	12	12	6	3	3	26
	Female	413	42	14	11	4	4	4	22
Age	18 - 25 years	196	51	11	9	5	3	3	18
	26 - 35 years	209	48	7	12	6	2	6	18
	36 - 45 years	158	35	14	16	5	6	2	21
	46 - 65 years	213	27	21	9	3	3	2	35
	Over 65 years	36	24	12	13	10	0	3	38
Urban/Rural	Urban	417	32	11	14	7	4	4	27
	Rural	394	48	15	9	3	2	2	20
Region	North	209	49	12	14	2	2	4	16
	Centre	188	32	17	12	6	3	2	28
	Chisinau	232	27	9	12	7	6	5	33
	South	183	54	15	8	3	1	3	17
Borough	Botanica	41	39	9	11	7	5	0	29
	Buiucani	56	28	13	7	14	3	4	31
	Centre	41	7	20	14	9	0	5	44
	Ciocana	39	29	3	11	2	3	12	40
	Riscani	37	20	2	21	3	19	5	29
Education	Primary/Secondary School	69	47	18	8	2	0	3	22
	High school/Secondary	146	51	7	11	4	3	3	22
	Vocational	218	43	19	7	5	3	2	22
	Upper secondary vocational education	123	37	12	17	5	5	2	22
	Higher education	248	31	12	14	6	4	6	27
Occupation	Civil servant	15	47	19	0	0	12	14	9
	Director/ Manager	12	42	8	0	0	0	0	50
	Qualified specialist	151	36	11	18	8	4	2	22
	Qualified worker	147	35	16	11	5	4	4	24
	Unqualified worker	62	55	16	7	5	0	2	15
	Farmer in an individual farm	26	30	12	29	0	0	0	28
	Entrepreneur	11	35	9	10	9	12	8	18
	Student	81	40	9	11	7	2	7	24
	Maternity leave	65	61	10	11	0	3	4	11
	Pensioner	104	22	18	10	6	1	3	40
	Unemployed	126	45	15	11	3	5	2	20
Other	17	48	26	6	0	0	0	20	
Income	Less than 3000 MDL	168	36	13	12	4	3	1	30
	3000-5000 MDL	233	49	15	9	5	2	3	17
	5000 - 10000 MDL	214	39	15	13	6	3	2	22
	Over 10000 MDL	64	39	5	13	4	0	7	32
Vehicle	I drive the vehicle	270	40	11	14	6	3	5	22
	Another member of the family drives the vehicle	230	40	15	8	5	5	4	24
	We don't own a vehicle	306	40	15	12	4	2	1	26
Language	Romanian/Moldovan	609	40	13	12	5	3	3	24
	Russian	147	41	10	9	7	3	2	29
	Other	54	53	11	8	6	2	5	16

Annex 3.5.2.4: "Q20. How often do you use...?", N=811 (Figure 3.5.2)

		N	Vkontakte						
			A few times per day	Once per day	A few times per week	Once per week	A few times per month	Once per month or less	I don't have an account on this network /Never
Total		811	10	3	4	2	2	6	73
Gender	Male	399	8	3	4	2	3	7	73
	Female	413	12	3	3	1	0.4	6	74
Age	18 - 25 years	196	20	5	6	2	4	7	56
	26 - 35 years	209	14	3	5	3	2	9	64
	36 - 45 years	158	4	4	1	2	1	7	81
	46 - 65 years	213	2	0.4	2	1	0.4	4	90
	Over 65 years	36	2	0	2	0	0	5	90
Urban/Rural	Urban	417	11	3	4	3	2	8	69
	Rural	394	9	3	3	1	2	4	77
Region	North	209	16	2	4	2	1	6	69
	Centre	188	6	3	4	1	3	4	78
	Chisinau	232	6	4	4	2	2	9	73
	South	183	13	3	3	2	0.5	7	73
Borough	Botanica	41	7	0	10	2	0	9	72
	Buiucani	56	6	2	2	2	0	5	84
	Centre	41	0	10	4	5	5	2	75
	Ciocana	39	2	3	0	0	5	22	67
	Riscani	37	10	8	6	2	0	8	67
Education	Primary/Secondary School	69	11	3	1	0	3	6	75
	High school/Secondary	146	14	4	6	2	0	6	68
	Vocational	218	8	2	2	1	3	6	76
	Upper secondary vocational education	123	11	4	4	4	1	3	73
	Higher education	248	8	2	4	2	2	9	74
Occupation	Civil servant	15	16	0	7	0	0	20	57
	Director/ Manager	12	16	0	0	0	17	0	67
	Qualified specialist	151	9	3	3	3	3	6	74
	Qualified worker	147	6	4	3	2	1	8	75
	Unqualified worker	62	19	2	0	0	0	4	75
	Farmer in an individual farm	26	4	0	9	4	9	4	69
	Entrepreneur	11	0	0	0	0	0	16	84
	Student	81	26	7	6	3	2	5	51
	Maternity leave	65	13	6	7	3	0	4	68
	Pensioner	104	1	0	3	1	1	4	90
	Unemployed	126	9	4	4	1	1	9	73
Other	17	13	6	0	0	0	0	81	
Income	Less than 3000 MDL	168	4	2	4	1	0	5	85
	3000-5000 MDL	233	12	3	2	2	1	5	75
	5000 - 10000 MDL	214	11	3	5	3	2	7	70
	Over 10000 MDL	64	16	5	4	3	5	9	59
Vehicle	I drive the vehicle	270	10	4	4	2	2	8	70
	Another member of the family drives the vehicle	230	14	3	4	2	0.5	6	71
	We don't own a vehicle	306	7	2	3	2	2	6	78
Language	Romanian/Moldovan	609	10	3	4	2	2	6	73
	Russian	147	21	5	7	1	1	6	60
	Other	54	17	2	0	2	2	6	72

Annex 3.5.2.5: "Q20. How often do you use...?", N=811 (Figure 3.5.2)

		N	Twitter						
			A few times per day	Once per day	A few times per week	Once per week	A few times per month	Once per month or less	I don't have an account on this network /Never
Total		811	2	0.5	1	1	1	7	89
Gender	Male	399	3	1	1	1	1	8	87
	Female	413	2	0.4	0.2	0.2	1	5	91
Age	18 - 25 years	196	8	1	1	1	1	8	80
	26 - 35 years	209	1	0	1	1	1	9	88
	36 - 45 years	158	1	2	0	0	1	6	90
	46 - 65 years	213	1	0	0	1	0.4	4	95
	Over 65 years	36	0	0	0	0	0	5	95
Urban/Rural	Urban	417	2	1	0.4	0.2	1	9	86
	Rural	394	2	0.2	1	1	0	4	92
Region	North	209	2	0	0	1	1	8	88
	Centre	188	3	1	2	1	1	4	88
	Chisinau	232	4	1	0.4	0	0.5	9	85
	South	183	1	0	0	0	0.5	5	94
Borough	Botanica	41	0	0	0	0	0	2	98
	Buiucani	56	7	0	0	0	0	4	89
	Centre	41	0	5	0	0	0	2	93
	Ciocana	39	0	0	0	0	0	30	70
	Riscani	37	5	2	0	0	3	11	79
Education	Primary/Secondary School	69	3	2	0	0	0	5	91
	High school/Secondary	146	3	1	1	2	0	8	85
	Vocational	218	2	0	1	1	1	7	88
	Upper secondary vocational education	123	5	1	1	0	1	3	89
	Higher education	248	1	0	0	0	1	8	91
Occupation	Civil servant	15	0	0	0	0	0	20	80
	Director/ Manager	12	0	0	0	9	0	0	91
	Qualified specialist	151	1	0	0	0	2	8	89
	Qualified worker	147	2	0	1	0	1	5	91
	Unqualified worker	62	2	2	0	0	0	5	91
	Farmer in an individual farm	26	0	0	4	0	0	9	87
	Entrepreneur	11	0	0	0	0	0	8	92
	Student	81	11	1	4	1	1	10	71
	Maternity leave	65	0	0	0	1	0	4	95
	Pensioner	104	1	0	0	1	1	4	93
	Unemployed	126	2	2	0	0	0	8	89
Other	17	5	6	0	0	0	0	89	
Income	Less than 3000 MDL	168	1	1	1	0	1	4	93
	3000-5000 MDL	233	2	0.4	0	1	0	4	93
	5000 - 10000 MDL	214	2	0	1	1	2	6	88
	Over 10000 MDL	64	8	2	0	2	0	14	74
Vehicle	I drive the vehicle	270	3	0.4	0.3	1	1	9	86
	Another member of the family drives the vehicle	230	2	0.5	1	0	0.4	6	90
	We don't own a vehicle	306	2	1	1	1	1	6	90
Language	Romanian/Moldovan	609	2	0.5	1	1	1	7	89
	Russian	147	2	1	0	0	1	8	88
	Other	54	0	0	0	0	0	4	96

Annex 3.5.3.1: "Q21. Do you use internet for the following purposes?", N=811 (Figure 3.5.3)

		N	To access social networks			To communicate with Friends and relatives via Skype, Viber, WhatsApp or other chatrooms		
			Yes	No	Don't know/N A	Yes	No	Don't know/N A
Total		811	90	10	0.2	94	6	0.3
Gender	Male	399	90	10	0	92	7	1
	Female	413	90	10	0.4	95	5	0
Age	18 - 25 years	196	99	1	0	98	2	0
	26 - 35 years	209	97	3	0	93	7	0
	36 - 45 years	158	91	9	0	92	7	1
	46 - 65 years	213	76	23	1	93	7	0
	Over 65 years	36	70	30	0	89	8	3
Urban/Rural	Urban	417	90	10	0.2	94	6	0
	Rural	394	90	10	0.2	94	6	1
Region	North	209	93	6	0.4	96	4	0
	Centre	188	85	15	1	92	8	1
	Chisinau	232	92	8	0	94	6	0
	South	183	89	11	0	93	6	1
Borough	Botanica	41	93	7	0	88	12	0
	Buiucani	56	94	6	0	95	5	0
	Centre	41	91	9	0	97	3	0
	Ciocana	39	83	17	0	90	10	0
	Riscani	37	95	5	0	95	5	0
Education	Primary/Secondary School	69	87	11	1	92	6	2
	High school/Secondary	146	90	10	0	94	6	0
	Vocational	218	87	13	0	92	8	0
	Upper secondary vocational education	123	92	8	0	96	4	0
	Higher education	248	93	7	0.3	94	5	0.5
Occupation	Civil servant	15	100	0	0	100	0	0
	Director/ Manager	12	82	18	0	91	9	0
	Qualified specialist	151	94	6	0	95	5	0
	Qualified worker	147	90	10	0	89	10	1
	Unqualified worker	62	92	8	0	91	9	0
	Farmer in an individual farm	26	84	12	4	92	8	0
	Entrepreneur	11	90	10	0	80	20	0
	Student	81	100	0	0	96	4	0
	Maternity leave	65	100	0	0	97	3	0
	Pensioner	104	68	31	1	95	4	1
	Unemployed	126	90	10	0	95	5	0
Other	17	100	0	0	94	6	0	
Income	Less than 3000 MDL	168	79	21	0	93	6	1
	3000-5000 MDL	233	94	6	0.4	94	6	0
	5000 - 10000 MDL	214	92	8	0	93	7	1
	Over 10000 MDL	64	94	6	0	95	5	0
Vehicle	I drive the vehicle	270	93	7	0	92	7	1
	Another member of the family drives the vehicle	230	93	6	0.4	95	5	0
	We don't own a vehicle	306	85	15	0.3	94	6	0
Language	Romanian/Moldovan	609	91	9	0.2	95	5	0.2
	Russian	147	84	15	1	89	10	1
	Other	54	93	7	0	90	10	0

Annex 3.5.3.2: "Q21. Do you use internet for the following purposes?", N=811 (Figure 3.5.3)

		N	To watch films, TV series or videos			Email		
			Yes	No	Don't know/N A	Yes	No	Don't know/N A
Total		811	74	25	0.2	52	48	1
Gender	Male	399	77	23	0	57	42	1
	Female	413	71	28	0.4	47	53	0.2
Age	18 – 25 years	196	91	9	0	69	30	1
	26 – 35 years	209	81	19	0.4	61	38	1
	36 – 45 years	158	77	23	1	52	47	1
	46 – 65 years	213	57	43	0	28	71	0.4
	Over 65 years	36	40	60	0	33	64	3
Urban/Rural	Urban	417	78	22	0.2	61	38	0.2
	Rural	394	70	30	0.2	41	58	1
Region	North	209	80	20	0	51	49	0.4
	Centre	188	65	35	0	45	54	1
	Chisinau	232	79	21	0.4	65	35	0
	South	183	72	28	1	42	56	1
Borough	Botanica	41	84	16	0	73	27	0
	Buiucani	56	74	26	0	58	42	0
	Centre	41	77	23	0	76	24	0
	Ciocana	39	68	30	2	62	38	0
	Riscani	37	83	17	0	62	38	0
Education	Primary/Secondary School	69	63	37	0	33	66	2
	High school/Secondary	146	73	27	1	46	54	0
	Vocational	218	71	29	0	37	61	2
	Upper secondary vocational education	123	82	18	0	55	45	0
	Higher education	248	77	23	0.4	70	29	0.3
Occupation	Civil servant	15	83	17	0	75	25	0
	Director/ Manager	12	82	18	0	75	25	0
	Qualified specialist	151	77	22	1	71	29	0
	Qualified worker	147	77	23	0	48	52	0
	Unqualified worker	62	73	27	0	36	62	2
	Farmer in an individual farm	26	68	32	0	30	66	4
	Entrepreneur	11	71	29	0	35	65	0
	Student	81	98	2	0	80	20	0
	Maternity leave	65	87	11	1	59	41	0
	Pensioner	104	50	50	0	26	72	2
	Unemployed	126	68	32	0	39	61	0
Other	17	74	26	0	64	36	0	
Income	Less than 3000 MDL	168	61	39	0	33	66	1
	3000-5000 MDL	233	73	26	0.4	46	54	0.5
	5000 - 10000 MDL	214	78	22	0	59	41	1
	Over 10000 MDL	64	85	15	0	75	24	2
Vehicle	I drive the vehicle	270	78	22	0.3	61	38	1
	Another member of the family drives the vehicle	230	74	25	0.4	52	48	0
	We don't own a vehicle	306	71	29	0	42	57	1
Language	Romanian/Moldovan	609	73	27	0.1	51	48	1
	Russian	147	77	22	1	55	44	1
	Other	54	82	18	0	43	57	0

Annex 3.5.3.3: "Q21. Do you use internet for the following purposes?", N=811 (Figure 3.5.3)

		N	For work (checking some websites, calendar, etc.)			For information purposes, checking Moldovan news websites		
			Yes	No	Don't know/N A	Yes	No	Don't know/N A
Total		811	39	60	1	57	43	0.5
Gender	Male	399	42	57	1	58	42	0.3
	Female	413	37	63	1	55	44	1
Age	18 - 25 years	196	43	56	1	62	37	1
	26 - 35 years	209	53	47	0	64	36	0
	36 - 45 years	158	42	57	1	60	40	1
	46 - 65 years	213	25	74	1	43	57	0
	Over 65 years	36	16	77	6	51	45	3
Urban/Rural	Urban	417	45	54	0.4	64	36	0.4
	Rural	394	33	65	1	49	50	1
Region	North	209	35	64	1	55	44	1
	Centre	188	37	62	1	54	46	0
	Chisinau	232	50	50	0	69	31	0
	South	183	33	65	2	45	54	1
Borough	Botanica	41	62	38	0	67	33	0
	Buiucani	56	35	65	0	70	30	0
	Centre	41	55	45	0	61	39	0
	Ciocana	39	50	50	0	77	23	0
	Riscani	37	59	41	0	68	32	0
Education	Primary/Secondary School	69	17	81	2	42	57	2
	High school/Secondary	146	32	67	1	46	53	1
	Vocational	218	29	70	1	45	55	0
	Upper secondary vocational education	123	34	66	1	62	38	1
	Higher education	248	62	38	0.3	75	25	0
Occupation	Civil servant	15	69	31	0	81	19	0
	Director/ Manager	12	75	25	0	83	17	0
	Qualified specialist	151	67	33	0	71	29	0
	Qualified worker	147	36	64	0	52	48	0
	Unqualified worker	62	20	80	0	49	51	0
	Farmer in an individual farm	26	31	69	0	42	58	0
	Entrepreneur	11	26	74	0	46	54	0
	Student	81	44	55	1	67	30	2
	Maternity leave	65	44	54	1	73	25	1
	Pensioner	104	14	82	4	42	57	1
	Unemployed	126	28	72	0	43	57	0
Other	17	50	50	0	51	49	0	
Income	Less than 3000 MDL	168	23	76	1	44	55	1
	3000-5000 MDL	233	37	62	1	53	47	1
	5000 - 10000 MDL	214	43	57	0	62	38	0
	Over 10000 MDL	64	69	31	0	77	23	0
Vehicle	I drive the vehicle	270	51	49	1	62	38	0.4
	Another member of the family drives the vehicle	230	37	62	1	62	37	1
	We don't own a vehicle	306	30	69	1	48	52	0.3
Language	Romanian/Moldovan	609	39	60	1	58	42	0.1
	Russian	147	41	57	2	56	42	2
	Other	54	36	64	0	41	59	0

Annex 3.5.3.4: "Q21. Do you use internet for the following purposes?", N=811 (Figure 3.5.3)

		N	To watch Moldova TV stations online			To listen to Moldovan radio station online			To search information, e.g. google		
			Yes	No	Don't know /NA	Yes	No	Don't know /NA	Yes	No	Don't know /NA
Total		811	24	76	1	12	87	0.5	84	16	1
Gender	Male	399	25	74	1	16	84	0.3	86	13	1
	Female	413	23	77	1	9	90	1	82	18	0.4
Age	18 – 25 years	196	32	67	0.4	16	83	0.4	94	5	0.4
	26 – 35 years	209	26	74	1	14	86	1	91	9	0
	36 – 45 years	158	21	79	1	10	89	1	84	15	1
	46 – 65 years	213	17	83	0.4	9	91	0.4	71	29	0
	Over 65 years	36	21	76	3	12	88	0	65	29	6
Urban/Rural	Urban	417	20	79	0.4	11	88	1	89	11	0.2
	Rural	394	27	72	1	13	86	0.2	78	21	1
Region	North	209	24	75	1	10	89	1	88	12	0.4
	Centre	188	29	71	0	14	86	0	77	23	0
	Chisinau	232	22	78	0	12	88	0	94	6	0
	South	183	21	78	1	13	86	1	73	25	2
Borough	Botanica	41	21	79	0	19	81	0	95	5	0
	Buiucani	56	35	65	0	12	88	0	98	2	0
	Centre	41	9	91	0	5	95	0	91	9	0
	Ciocana	39	30	70	0	20	80	0	95	5	0
	Riscani	37	5	95	0	0	100	0	93	7	0
Education	Primary/Secondary School	69	12	86	2	6	94	0	84	14	2
	High school/Secondary	146	23	76	1	11	88	2	81	18	1
	Vocational	218	22	77	1	10	90	0	73	27	0
	Upper secondary vocational education	123	29	70	1	16	83	1	87	12	1
	Higher education	248	25	74	0.3	14	86	0.3	94	6	0
Occupation	Civil servant	15	56	44	0	30	70	0	100	0	0
	Director/ Manager	12	17	83	0	9	91	0	82	18	0
	Qualified specialist	151	29	71	0	20	80	0	93	7	0
	Qualified worker	147	16	83	1	7	93	0	83	17	0
	Unqualified worker	62	25	75	0	7	93	0	74	26	0
	Farmer in an individual farm	26	25	75	0	13	87	0	76	24	0
	Entrepreneur	11	9	91	0	9	91	0	82	18	0
	Student	81	29	70	1	13	86	1	92	7	1
	Maternity leave	65	34	64	1	10	88	1	89	10	1
	Pensioner	104	19	79	2	9	90	1	71	27	2
	Unemployed	126	18	82	0	10	89	1	83	17	0
Other	17	39	61	0	26	74	0	93	7	0	
Income	Less than 3000 MDL	168	24	75	1	9	91	0	72	27	1
	3000-5000 MDL	233	28	71	1	14	86	0.4	83	16	1
	5000 - 10000 MDL	214	20	80	0	11	89	0	92	8	0
	Over 10000 MDL	64	30	70	0	25	75	0	87	13	0
Vehicle	I drive the vehicle	270	24	75	1	17	83	0.5	87	13	1
	Another member of the family drives the vehicle	230	26	73	1	10	89	1	85	15	1
	We don't own a vehicle	306	21	79	0.3	9	91	0.3	81	19	0
Language	Romanian/Moldovan	609	25	75	0.1	12	88	0.1	86	14	0.3
	Russian	147	19	79	2	14	84	2	81	18	1
	Other	54	20	78	2	8	92	0	72	28	0

Annex 3.5.4.1: "Q14. Which websites do you visit to check the news at least once per week?", N=469 (Figure 3.5.4)

		N	Jurnal.md	Point.md	Protv.md	Publika.md	diez.md	Agora.md
Total		469	29	25	22	16	13	11
Gender	Male	241	32	28	19	17	14	12
	Female	229	26	22	26	16	13	9
Age	18 - 25 years	134	35	32	20	15	25	17
	26 - 35 years	147	30	30	30	15	10	12
	36 - 45 years	79	29	19	16	26	14	9
	46 - 65 years	90	27	14	21	12	3	3
	Over 65 years	20	0	19	14	15	5	0
Urban/Rural	Urban	267	31	28	25	15	14	11
	Rural	202	27	22	19	18	13	10
Region	North	128	24	17	17	17	17	9
	Centre	97	30	25	14	18	13	11
	Chisinau	155	37	29	37	14	16	14
	South	88	23	31	14	17	3	6
Borough	Botanica	27	32	39	14	14	21	11
	Buiucani	34	53	24	47	16	12	15
	Centre	27	35	37	42	21	0	11
	Ciocana	33	38	19	42	5	18	20
	Riscani	25	28	31	39	12	20	4
Education	Primary/Secondary School	27	31	4	29	23	7	7
	High school/Secondary	73	28	25	26	16	17	9
	Vocational	100	21	23	18	12	11	7
	Upper secondary vocational education	81	36	29	18	22	5	10
	Higher education	182	30	28	24	16	18	14
Occupation	Civil servant	14	29	48	38	15	16	0
	Director/ Manager	9	10	58	11	0	10	34
	Qualified specialist	99	31	27	22	19	17	16
	Qualified worker	83	27	20	21	20	9	11
	Unqualified worker	34	38	22	17	20	8	6
	Farmer in an individual farm	13	9	7	18	23	9	9
	Entrepreneur	5	22	40	38	17	0	0
	Student	55	37	42	17	16	28	12
	Maternity leave	45	41	16	39	10	14	8
	Pensioner	49	28	14	14	14	6	4
	Unemployed	62	17	21	18	11	14	10
Other	7	71	14	70	58	13	0	
Income	Less than 3000 MDL	80	22	12	22	13	8	6
	3000-5000 MDL	123	27	24	20	15	8	8
	5000 - 10000 MDL	139	32	32	18	19	21	13
	Over 10000 MDL	48	31	37	25	24	14	14
Vehicle	I drive the vehicle	178	30	32	22	20	14	16
	Another member of the family drives the vehicle	139	36	22	19	14	17	8
	We don't own a vehicle	147	22	20	25	15	9	8
Language	Romanian/Moldovan	346	37	20	28	19	16	13
	Russian	95	7	36	6	8	6	4
	Other	26	7	49	11	13	0	3

Annex 3.5.4.2: "Q14. Which websites do you visit to check the news at least once per week?", N=469 (Figure 3.5.4)

		N	Prime .md	Unimedia .md	Moldova .org	Realitatea .md	Timpul .md	Noi.md
Total		469	8	8	5	5	5	4
Gender	Male	241	9	8	5	3	4	6
	Female	229	7	8	6	7	6	2
Age	18 - 25 years	134	10	7	6	4	4	5
	26 - 35 years	147	10	10	4	4	3	4
	36 - 45 years	79	6	9	4	9	6	5
	46 - 65 years	90	8	7	7	4	5	3
	Over 65 years	20	0	5	9	9	9	0
Urban/R ural	Urban	267	8	10	5	6	5	3
	Rural	202	8	5	6	4	3	6
Region	North	128	8	10	8	7	3	2
	Centre	97	6	8	3	4	5	6
	Chisinau	155	9	8	6	4	4	2
	South	88	11	6	4	7	7	9
Borough	Botanica	27	6	7	7	10	8	3
	Buiuani	34	12	11	9	3	0	0
	Centre	27	4	11	0	0	4	4
	Ciocana	33	14	6	5	5	3	0
	Riscani	25	4	8	8	0	8	4
Education	Primary/Secondary School	27	12	4	10	3	0	0
	High school/Secondary	73	8	5	7	6	5	3
	Vocational	100	11	5	4	5	3	4
	Upper secondary vocational education	81	12	8	5	6	2	4
	Higher education	182	5	12	4	5	7	5
Occupati on	Civil servant	14	0	15	0	13	6	8
	Director/ Manager	9	0	0	10	0	0	22
	Qualified specialist	99	6	12	4	8	5	4
	Qualified worker	83	14	5	4	2	3	4
	Unqualified worker	34	13	6	13	5	0	0
	Farmer in an individual farm	13	18	0	9	16	0	0
	Entrepreneur	5	0	0	0	0	0	0
	Student	55	5	12	4	9	5	6
	Maternity leave	45	17	12	6	2	2	0
	Pensioner	49	6	5	11	4	12	2
	Unemployed	62	5	3	1	4	4	8
Other	7	14	0	16	0	0	0	
Income	Less than 3000 MDL	80	8	3	7	9	2	1
	3000-5000 MDL	123	6	7	6	4	7	5
	5000 - 10000 MDL	139	8	10	6	5	3	5
	Over 10000 MDL	48	13	9	2	9	2	4
Vehicle	I drive the vehicle	178	9	9	3	5	4	8
	Another member of the family drives the vehicle	139	5	12	5	6	7	3
	We don't own a vehicle	147	11	4	8	5	3	1
Language	Romanian/Moldovan	346	9	10	6	6	6	4
	Russian	95	7	1	4	2	0	3
	Other	26	5	3	3	3	0	4

Annex 3.5.4.3: "Q14. Which websites do you visit to check the news at least once per week?", N=469 (Figure 3.5.4)

		N	Zdg.md (ziarul de gardă)	Kp.md (Komso molskaya Pravda)	Stiri locale .md	Euro news .com	News maker .md	Rtr.md
Total		469	4	4	4	3	3	2
Gender	Male	241	4	2	3	4	3	2
	Female	229	4	6	4	2	2	3
Age	18 - 25 years	134	7	4	4	3	4	1
	26 - 35 years	147	4	3	2	2	3	2
	36 - 45 years	79	1	0	5	1	2	4
	46 - 65 years	90	1	9	3	3	0	4
	Over 65 years	20	15	4	10	4	0	0
Urban/R ural	Urban	267	4	5	4	5	4	3
	Rural	202	4	2	3	0	1	1
Region	North	128	4	2	0	1	2	1
	Centre	97	3	2	5	2	1	2
	Chisinau	155	4	7	3	6	5	3
	South	88	5	4	8	0	0	5
Borough	Botanica	27	0	6	0	3	0	3
	Buiucani	34	9	12	8	6	12	0
	Centre	27	0	0	0	14	0	0
	Ciocana	33	6	3	6	0	3	3
	Riscani	25	8	14	0	9	12	11
Educatio n	Primary/Secondary School	27	4	0	11	0	0	0
	High school/Secondary	73	2	2	2	4	6	4
	Vocational	100	4	7	1	2	1	2
	Upper secondary vocational education	81	4	1	2	0	1	2
	Higher education	182	5	5	5	4	3	3
Occupati on	Civil servant	14	6	0	0	10	0	0
	Director/ Manager	9	0	0	0	11	0	0
	Qualified specialist	99	3	3	1	2	3	3
	Qualified worker	83	4	8	5	1	3	5
	Unqualified worker	34	3	0	3	0	0	0
	Farmer in an individual farm	13	0	0	7	0	9	0
	Entrepreneur	5	0	0	0	0	0	0
	Student	55	10	2	2	6	7	2
	Maternity leave	45	2	4	4	2	0	2
	Pensioner	49	4	8	8	6	0	0
	Unemployed	62	5	5	3	0	2	5
Other	7	0	0	0	0	0	0	
Income	Less than 3000 MDL	80	2	1	5	2	0	1
	3000-5000 MDL	123	4	5	3	1	2	3
	5000 - 10000 MDL	139	3	3	1	3	3	3
	Over 10000 MDL	48	2	6	8	5	4	2
Vehicle	I drive the vehicle	178	3	3	5	4	4	3
	Another member of the family drives the vehicle	139	7	3	3	2	2	1
	We don't own a vehicle	147	3	6	2	2	2	3
Languag e	Romanian/Moldovan	346	5	1	4	2	2	1
	Russian	95	0	16	2	6	3	6
	Other	26	3	0	0	3	7	0

Annex 3.5.4.4: "Q14. Which websites do you visit to check the news at least once per week?", N=469 (Figure 3.5.4)

		N	Sputnik .md	Privesc .eu	In profunzime .md	Rise.md	Deschide .md	Esp.md (Бельцкий независимый портал) (Independent portal from Balti)
Total		469	2	2	1	1	1	1
Gender	Male	241	2	2	1	2	1	2
	Female	229	2	2	1	1	1	1
Age	18 – 25 years	134	1	4	2	3	3	3
	26 – 35 years	147	3	1	1	1	1	1
	36 – 45 years	79	5	0	0	0	0	0
	46 – 65 years	90	0	2	3	0	0	0
	Over 65 years	20	0	0	5	0	0	0
Urban/Rural	Urban	267	3	2	1	1	1	2
	Rural	202	0	1	2	2	2	1
Region	North	128	1	0	2	2	2	3
	Centre	97	0	2	3	1	1	0
	Chisinau	155	4	3	1	2	2	0
	South	88	1	2	0	0	0	1
Borough	Botanica	27	0	0	4	0	0	0
	Buiucani	34	9	3	0	0	0	0
	Centre	27	0	0	0	4	0	0
	Ciocana	33	0	0	0	3	6	0
	Riscani	25	15	9	0	0	0	0
Education	Primary/Secondary School	27	0	0	0	0	0	5
	High school/Secondary	73	0	1	3	1	0	1
	Vocational	100	2	1	1	0	1	1
	Upper secondary vocational education	81	1	0	2	0	1	0
	Higher education	182	3	4	1	3	2	1
Occupation	Civil servant	14	10	0	0	0	0	0
	Director/ Manager	9	0	0	0	0	0	9
	Qualified specialist	99	4	4	0	2	1	1
	Qualified worker	83	0	1	1	0	0	0
	Unqualified worker	34	0	0	0	3	6	4
	Farmer in an individual farm	13	0	0	7	0	0	0
	Entrepreneur	5	0	0	0	0	0	0
	Student	55	2	5	2	4	2	4
	Maternity leave	45	2	0	2	0	2	0
	Pensioner	49	0	2	5	0	0	0
Income	Unemployed	62	1	0	0	2	2	0
	Other	7	0	0	0	0	0	0
	Less than 3000 MDL	80	0	1	2	0	0	0
	3000-5000 MDL	123	1	2	1	2	1	1
Vehicle	5000 - 10000 MDL	139	1	1	1	2	2	3
	Over 10000 MDL	48	7	4	0	0	0	2
	I drive the vehicle	178	4	2	2	1	2	2
Language	Another member of the family drives the vehicle	139	1	3	2	3	1	2
	We don't own a vehicle	147	1	1	0	1	1	0
Language	Romanian/Moldovan	346	1	3	1	2	2	1
	Russian	95	5	0	1	0	0	1
	Other	26	9	0	0	0	0	0

Annex 3.5.4.5: "Q14. Which websites do you visit to check the news at least once per week?", N=469 (Figure 3.5.4)

		N	Meduza .io	GRT.md	Tvrain.ru (Дождь)	Reporter degarda.md	Other websites
Total		469	1	1	0.2	0	23
Gender	Male	241	1	1	0	0	23
	Female	229	1	1	0.4	0	24
Age	18 - 25 years	134	2	1	0	0	14
	26 - 35 years	147	1	1	1	0	27
	36 - 45 years	79	1	3	0	0	21
	46 - 65 years	90	0	0	0	0	28
	Over 65 years	20	0	0	0	0	38
Urban/Rural	Urban	267	1	1	0.3	0	24
	Rural	202	1	1	0	0	22
Region	North	128	2	1	0	0	29
	Centre	97	1	0	0	0	16
	Chisinau	155	0	0	1	0	20
	South	88	1	5	0	0	29
Borough	Botanica	27	0	0	0	0	17
	Buiuani	34	0	0	0	0	21
	Centre	27	0	0	0	0	11
	Ciocana	33	0	0	0	0	31
	Riscani	25	0	0	4	0	23
Education	Primary/Secondary School	27	4	0	0	0	28
	High school/Secondary	73	3	2	0	0	20
	Vocational	100	1	0	1	0	25
	Upper secondary vocational education	81	1	1	0	0	20
	Higher education	182	0	2	0	0	24
Occupation	Civil servant	14	0	8	0	0	30
	Director/ Manager	9	0	0	0	0	22
	Qualified specialist	99	0	1	0	0	27
	Qualified worker	83	0	1	0	0	23
	Unqualified worker	34	0	0	0	0	23
	Farmer in an individual farm	13	7	9	0	0	26
	Entrepreneur	5	0	0	0	0	21
	Student	55	3	0	0	0	11
	Maternity leave	45	0	0	2	0	18
	Pensioner	49	0	0	0	0	23
	Unemployed	62	4	1	0	0	31
Other	7	0	0	0	0	0	
Income	Less than 3000 MDL	80	4	1	0	0	33
	3000-5000 MDL	123	0	1	1	0	23
	5000 - 10000 MDL	139	1	1	0	0	24
	Over 10000 MDL	48	0	0	0	0	16
Vehicle	I drive the vehicle	178	1	1	0	0	19
	Another member of the family drives the vehicle	139	1	1	1	0	23
	We don't own a vehicle	147	1	1	0	0	29
Language	Romanian/Moldovan	346	1	0.3	0	0	16
	Russian	95	1	2	1	0	42
	Other	26	0	8	0	0	43

Annex 3.5.5.1: "Q15. Which news websites do you trust the most in terms of political news and domestic events?", N=469 (Figure 3.5.5)

		N	First place					Publika.md
			Point .md	Jurnal .md	Protv .md	diez.md	Agora .md	
Total		469	14	11	9	8	5	4
Gender	Male	241	14	13	7	8	5	3
	Female	229	14	10	12	7	5	4
Age	18 – 25 years	134	17	12	7	16	8	2
	26 – 35 years	147	18	11	14	6	6	2
	36 – 45 years	79	10	12	5	5	3	13
	46 – 65 years	90	7	14	10	0	1	0
	Over 65 years	20	10	0	4	5	0	0
Urban/Rural	Urban	267	13	12	10	8	5	3
	Rural	202	15	11	8	7	5	5
Region	North	128	7	7	6	8	5	5
	Centre	97	13	18	7	8	5	7
	Chisinau	155	16	14	15	9	6	1
	South	88	22	6	6	3	4	3
Borough	Botanica	27	21	17	4	14	3	3
	Buiuani	34	5	20	15	6	6	0
	Centre	27	26	14	25	0	7	0
	Ciocana	33	9	12	22	6	9	0
	Riscani	25	15	11	11	16	4	0
Education	Primary/Secondary School	27	4	3	22	3	3	8
	High school/Secondary	73	15	8	7	12	7	2
	Vocational	100	18	11	6	7	3	4
	Upper secondary vocational education	81	16	19	7	4	5	3
	Higher education	182	12	10	11	9	5	4
Occupation	Civil servant	14	15	15	15	0	0	0
	Director/ Manager	9	35	0	0	0	34	0
	Qualified specialist	99	14	10	8	7	5	4
	Qualified worker	83	9	14	9	5	4	6
	Unqualified worker	34	13	9	12	8	3	5
	Farmer in an individual farm	13	0	0	0	0	9	16
	Entrepreneur	5	40	0	17	0	0	0
	Student	55	27	14	4	23	7	3
	Maternity leave	45	12	14	18	10	2	0
	Pensioner	49	6	14	6	2	2	0
	Unemployed	62	13	3	9	8	7	3
Other	7	0	44	27	0	0	0	
Income	Less than 3000 MDL	80	8	9	13	5	5	4
	3000-5000 MDL	123	14	12	10	4	2	4
	5000 - 10000 MDL	139	18	8	7	14	6	4
	Over 10000 MDL	48	22	15	2	6	4	6
Vehicle	I drive the vehicle	178	16	12	8	6	7	6
	Another member of the family drives the vehicle	139	12	13	6	10	4	3
	We don't own a vehicle	147	13	9	13	7	4	1
Language	Romanian/Moldovan	346	9	15	12	9	6	4
	Russian	95	26	1	2	5	1	2
	Other	26	42	0	3	0	3	5

Annex 3.5.5.2: "Q15. Which news websites do you trust the most in terms of political news and domestic events?", N=469 (Figure 3.5.5)

		N	First place					Zdg.md (ziarul de gardă)
			Unimedia .md	Noi.md	Prime .md	Moldova .org	Stiri locale .md	
Total		469	2	2	2	2	2	1
Gender	Male	241	2	3	2	2	2	1
	Female	229	2	1	2	2	2	1
Age	18 - 25 years	134	1	2	2	0	1	2
	26 - 35 years	147	4	1	1	2	1	1
	36 - 45 years	79	1	3	1	0	5	0
	46 - 65 years	90	2	3	4	4	0	0
	Over 65 years	20	0	0	0	5	5	5
Urban/R ural	Urban	267	2	1	2	1	2	1
	Rural	202	3	3	2	3	2	2
Region	North	128	4	0	1	3	0	2
	Centre	97	3	5	2	1	3	0
	Chisinau	155	1	1	2	1	1	1
	South	88	1	4	2	2	4	2
Borough	Botanica	27	0	3	0	3	0	0
	Buiucani	34	0	0	0	3	3	3
	Centre	27	7	0	0	0	0	0
	Ciocana	33	0	0	9	0	3	0
	Riscani	25	0	4	4	0	0	0
Education	Primary/Secondary School	27	4	0	4	7	4	4
	High school/Secondary	73	0	3	0	3	2	0
	Vocational	100	2	1	4	0	1	2
	Upper secondary vocational education	81	1	2	2	2	1	1
	Higher education	182	3	2	1	1	2	1
Occupati on	Civil servant	14	0	8	0	0	0	6
	Director/ Manager	9	0	0	0	0	0	0
	Qualified specialist	99	6	2	2	1	0	0
	Qualified worker	83	0	0	5	3	3	1
	Unqualified worker	34	0	0	7	0	3	3
	Farmer in an individual farm	13	0	0	0	9	7	0
	Entrepreneur	5	0	0	0	0	0	0
	Student	55	0	2	0	0	0	4
	Maternity leave	45	6	0	2	0	2	2
	Pensioner	49	2	2	2	7	2	0
Unemployed	62	1	6	0	0	1	0	
Other	7	0	0	0	0	0	0	
Income	Less than 3000 MDL	80	1	0	4	2	3	0
	3000-5000 MDL	123	1	3	0	4	1	2
	5000 - 10000 MDL	139	2	3	2	1	1	1
	Over 10000 MDL	48	4	2	2	0	2	2
Vehicle	I drive the vehicle	178	3	4	1	2	2	0
	Another member of the family drives the vehicle	139	3	1	1	1	3	3
	We don't own a vehicle	147	0	1	4	3	0	1
Language	Romanian/Moldovan	346	3	2	2	1	2	2
	Russian	95	0	1	2	3	1	0
	Other	26	0	4	0	0	0	0

Annex 3.5.5.3: "Q15. Which news websites do you trust the most in terms of political news and domestic events?", N=469 (Figure 3.5.5)

		N	First place					
			Kp.md (Komso molskaya Pravda)	In profunzime .md	Timpul .md	Esp.md (Бельцкий независимый портал) (Independent portal from Balti)	Sputnik .md	Euro news .com
Total		469	1	1	1	1	1	1
Gender	Male	241	1	1	0.4	1	1	1
	Female	229	2	1	1	0.4	0.4	0.4
Age	18 - 25 years	134	2	0	0	2	0	2
	26 - 35 years	147	1	1	1	1	2	0
	36 - 45 years	79	0	0	1	0	1	0
	46 - 65 years	90	1	3	0	0	0	0
	Over 65 years	20	4	5	9	0	0	4
Urban/R ural	Urban	267	2	1	1	1	1	1
	Rural	202	0.5	1	0.5	0	0	0
Region	North	128	0	2	1	3	1	1
	Centre	97	1	2	2	0	0	0
	Chisinau	155	3	0	1	0	1	1
	South	88	0	0	0	0	0	0
Borough	Botanica	27	0	0	0	0	0	0
	Buiucani	34	6	0	0	0	3	3
	Centre	27	0	0	0	0	0	3
	Ciocana	33	3	0	3	0	0	0
	Riscani	25	7	0	0	0	4	0
Educatio n	Primary/Secondary School	27	0	0	0	5	0	0
	High school/Secondary	73	1	1	0	0	0	1
	Vocational	100	3	0	0	1	1	0
	Upper secondary vocational education	81	1	2	1	0	0	0
	Higher education	182	0.5	1	1	0.5	1	1
Occupati on	Civil servant	14	0	0	0	0	10	10
	Director/ Manager	9	0	0	0	9	0	0
	Qualified specialist	99	1	0	1	0	1	0
	Qualified worker	83	1	0	0	0	0	0
	Unqualified worker	34	0	0	0	4	0	0
	Farmer in an individual farm	13	0	7	0	0	0	0
	Entrepreneur	5	0	0	0	0	0	0
	Student	55	2	0	0	2	0	2
	Maternity leave	45	0	2	2	0	2	0
	Pensioner	49	2	5	4	0	0	2
Income	Unemployed	62	3	0	0	0	0	0
	Other	7	0	0	0	0	0	0
	Less than 3000 MDL	80	1	2	1	0	0	1
	3000-5000 MDL	123	2	1	1	0	1	0
Vehicle	5000 - 10000 MDL	139	0	1	0	2	1	0
	Over 10000 MDL	48	2	0	0	2	2	3
Vehicle	I drive the vehicle	178	1	1	1	1	1	1
	Another member of the family drives the vehicle	139	1	1	2	1	1	1
	We don't own a vehicle	147	2	0	0	0	0	1
Languag e	I drive the vehicle	178	1	1	1	1	1	1
	Romanian/Moldovan	346	1	1	1	1	0.3	1
	Russian	95	4	1	0	1	1	1
	Other	26	0	0	0	0	5	0

Annex 3.5.5.4: "Q15. Which news websites do you trust the most in terms of political news and domestic events?", N=469 (Figure 3.5.5)

		N	First place					
			Rtr.md	Realitatea.md	News maker.md	Deschide.md	GRT.md	Rise.md
Total		469	1	1	0.4	0.2	0.2	0.2
Gender	Male	241	1	1	0.4	0.5	0.5	0.5
	Female	229	0.4	1	0.4	0	0	0
Age	18 - 25 years	134	0	0	1	1	0	1
	26 - 35 years	147	1	1	0	0	0	0
	36 - 45 years	79	3	2	1	0	1	0
	46 - 65 years	90	0	1	0	0	0	0
	Over 65 years	20	0	0	0	0	0	0
Urban/Rural	Urban	267	1	1	1	0	0.4	0
	Rural	202	1	0.4	0	1	0	1
Region	North	128	0	2	0	1	0	0
	Centre	97	1	0	0	0	0	0
	Chisinau	155	0	1	1	0	0	1
	South	88	2	0	0	0	1	0
Borough	Botanica	27	0	3	0	0	0	0
	Buiucani	34	0	0	6	0	0	0
	Centre	27	0	0	0	0	0	0
	Ciocana	33	0	0	0	0	0	0
	Riscani	25	0	0	0	0	0	0
Education	Primary/Secondary School	27	0	0	0	0	0	0
	High school/Secondary	73	0	0	0	0	2	0
	Vocational	100	0	0	1	0	0	0
	Upper secondary vocational education	81	0	1	0	1	0	0
	Higher education	182	2	1	1	0	0	1
Occupation	Civil servant	14	0	0	0	0	0	0
	Director/ Manager	9	0	0	0	0	0	0
	Qualified specialist	99	2	2	0	0	0	0
	Qualified worker	83	0	0	1	0	0	0
	Unqualified worker	34	0	0	0	3	0	0
	Farmer in an individual farm	13	0	0	0	0	9	0
	Entrepreneur	5	0	0	0	0	0	0
	Student	55	0	0	0	0	0	0
	Maternity leave	45	0	0	0	0	0	0
	Pensioner	49	0	2	0	0	0	0
	Unemployed	62	2	0	2	0	0	2
Other	7	0	0	0	0	0	0	
Income	Less than 3000 MDL	80	0	1	0	0	1	0
	3000-5000 MDL	123	1	1	1	0	0	1
	5000 - 10000 MDL	139	1	0	0	1	0	0
	Over 10000 MDL	48	0	3	0	0	0	0
Vehicle	I drive the vehicle	178	1	1	0	1	0	0
	Another member of the family drives the vehicle	139	0	1	0	0	0	0
	We don't own a vehicle	147	1	0	1	0	1	1
Language	Romanian/Moldovan	346	1	1	0.3	0.3	0.3	0.3
	Russian	95	1	0	1	0	0	0
	Other	26	0	0	0	0	0	0

Annex 3.5.5.5: "Q15. Which news websites do you trust the most in terms of political news and domestic events?", N=469 (Figure 3.5.5)

		N	First place						Non e	DON'T KNOW /NA
			Privesc .eu	Meduza .io	Reporter degarda .md	Tvrain.ru (Дождь)	Other websites			
Total		469	0.2	0.2	0	0	10	17	3	
Gender	Male	241	0	0	0	0	10	20	1	
	Female	229	0.4	0.4	0	0	11	14	5	
Age	18 – 25 years	134	0	1	0	0	7	13	1	
	26 – 35 years	147	0	0	0	0	10	12	3	
	36 – 45 years	79	0	0	0	0	14	16	4	
	46 – 65 years	90	1	0	0	0	11	31	7	
	Over 65 years	20	0	0	0	0	22	21	0	
Urban/R ural	Urban	267	0	0.3	0	0	12	14	3	
	Rural	202	0.5	0	0	0	9	20	3	
Region	North	128	0	1	0	0	13	22	6	
	Centre	97	0	0	0	0	9	10	2	
	Chisinau	155	0	0	0	0	10	11	2	
	South	88	1	0	0	0	9	26	1	
Borough	Botanica	27	0	0	0	0	13	8	6	
	Buiuani	34	0	0	0	0	6	15	0	
	Centre	27	0	0	0	0	4	14	0	
	Ciocana	33	0	0	0	0	19	6	0	
	Riscani	25	0	0	0	0	8	8	7	
Educatio n	Primary/Secondary School	27	0	0	0	0	21	4	3	
	High school/Secondary	73	0	1	0	0	12	19	3	
	Vocational	100	0	0	0	0	11	19	4	
	Upper secondary vocational education	81	0	0	0	0	11	18	0	
	Higher education	182	1	0	0	0	8	15	4	
Occupati on	Civil servant	14	0	0	0	0	7	13	0	
	Director/ Manager	9	0	0	0	0	13	10	0	
	Qualified specialist	99	0	0	0	0	9	20	4	
	Qualified worker	83	1	0	0	0	11	23	5	
	Unqualified worker	34	0	0	0	0	10	16	3	
	Farmer in an individual farm	13	0	0	0	0	9	34	0	
	Entrepreneur	5	0	0	0	0	21	22	0	
	Student	55	0	2	0	0	4	3	2	
	Maternity leave	45	0	0	0	0	12	8	4	
	Pensioner	49	0	0	0	0	13	26	2	
	Unemployed	62	0	0	0	0	20	16	3	
Other	7	0	0	0	0	0	29	0		
Income	Less than 3000 MDL	80	0	1	0	0	16	20	1	
	3000-5000 MDL	123	1	0	0	0	11	21	3	
	5000 - 10000 MDL	139	0	0	0	0	9	14	4	
	Over 10000 MDL	48	0	0	0	0	5	12	4	
Vehicle	I drive the vehicle	178	0	0	0	0	8	14	3	
	Another member of the family drives the vehicle	139	1	0	0	0	12	16	3	
	We don't own a vehicle	147	0	1	0	0	13	22	3	
Languag e	Romanian/Moldovan	346	0.3	0.2	0	0	7	16	3	
	Russian	95	0	0	0	0	19	22	4	
	Other	26	0	0	0	0	23	8	7	

Annex 3.5.5.6: "Q15. Which news websites do you trust the most in terms of political news and domestic events?", N=469 (Figure 3.5.5)

		N	Second place					
			Point .md	Jurnal .md	Protv .md	diez.md	Agora .md	Publika .md
Total		469	5	8	5	2	3	4
Gender	Male	241	6	9	5	1	4	4
	Female	229	4	7	6	2	2	4
Age	18 - 25 years	134	4	10	7	3	4	6
	26 - 35 years	147	6	10	7	1	3	4
	36 - 45 years	79	6	6	6	2	3	3
	46 - 65 years	90	3	4	2	1	2	1
	Over 65 years	20	5	0	0	0	0	4
Urban/Rural	Urban	267	6	7	8	2	3	4
	Rural	202	4	8	2	1	3	4
Region	North	128	5	7	3	4	3	1
	Centre	97	5	8	2	1	3	6
	Chisinau	155	6	10	12	2	4	4
	South	88	4	6	2	0	1	5
Borough	Botanica	27	14	0	7	3	8	4
	Buiuani	34	6	15	18	0	0	3
	Centre	27	8	14	10	0	0	6
	Ciocana	33	3	12	8	5	6	3
	Riscani	25	0	8	19	0	0	8
Education	Primary/Secondary School	27	0	20	0	0	0	4
	High school/Secondary	73	2	9	9	4	3	4
	Vocational	100	4	3	4	0	0	3
	Upper secondary vocational education	81	9	6	5	0	1	6
	Higher education	182	5	8	6	3	6	3
Occupation	Civil servant	14	8	6	15	10	0	6
	Director/ Manager	9	11	10	0	0	0	0
	Qualified specialist	99	5	6	6	2	7	3
	Qualified worker	83	7	4	5	1	3	4
	Unqualified worker	34	0	19	3	0	3	6
	Farmer in an individual farm	13	7	0	9	0	0	0
	Entrepreneur	5	0	0	21	0	0	17
	Student	55	5	14	8	3	2	7
	Maternity leave	45	2	10	10	0	4	4
	Pensioner	49	2	2	0	2	2	2
	Unemployed	62	3	8	3	2	0	2
Other	7	14	14	14	0	0	0	
Income	Less than 3000 MDL	80	1	9	6	2	0	1
	3000-5000 MDL	123	3	5	3	1	3	6
	5000 - 10000 MDL	139	6	11	4	1	5	3
	Over 10000 MDL	48	8	2	12	6	4	0
Vehicle	I drive the vehicle	178	7	8	6	2	5	3
	Another member of the family drives the vehicle	139	5	10	6	2	3	5
	We don't own a vehicle	147	2	5	4	2	1	3
Language	Romanian/Moldovan	346	5	10	7	2	4	4
	Russian	95	2	1	2	0	1	3
	Other	26	4	0	3	0	0	4

Annex 3.5.5.7: "Q15. Which news websites do you trust the most in terms of political news and domestic events?", N=469 (Figure 3.5.5)

		N	Second place					Zdg.md (ziarul de gardă)
			Unimedia .md	Noi.md	Prime .md	Moldova .org	Stiri locale .md	
Total		469	2	1	2	1	1	0.4
Gender	Male	241	3	1	2	1	0.5	1
	Female	229	2	0	2	0.4	1	0
Age	18 - 25 years	134	3	1	3	1	1	1
	26 - 35 years	147	3	2	1	0	1	0
	36 - 45 years	79	1	0	4	1	0	0
	46 - 65 years	90	2	0	1	0	0	0
	Over 65 years	20	5	0	0	5	5	5
Urban/Rural	Urban	267	3	1	2	1	0.3	1
	Rural	202	1	1	3	0.4	1	0
Region	North	128	1	1	5	1	0	0
	Centre	97	3	0	1	1	0	1
	Chisinau	155	3	0	1	1	1	1
	South	88	2	3	1	0	2	0
Borough	Botanica	27	0	0	3	0	0	0
	Buiucani	34	9	0	3	3	3	3
	Centre	27	4	0	0	0	0	0
	Ciocana	33	3	0	0	0	0	0
	Riscani	25	0	0	0	0	0	0
Education	Primary/Secondary School	27	0	0	8	0	8	0
	High school/Secondary	73	3	0	2	0	0	0
	Vocational	100	2	1	1	1	0	0
	Upper secondary vocational education	81	5	0	4	1	0	0
	Higher education	182	2	1	2	1	1	1
Occupation	Civil servant	14	0	0	0	0	0	0
	Director/ Manager	9	0	12	0	0	0	0
	Qualified specialist	99	0	0	2	1	0	1
	Qualified worker	83	4	2	2	0	1	0
	Unqualified worker	34	3	0	4	3	0	0
	Farmer in an individual farm	13	0	0	9	0	0	0
	Entrepreneur	5	0	0	0	0	0	0
	Student	55	6	2	2	0	0	0
	Maternity leave	45	6	0	2	0	0	0
	Pensioner	49	4	0	2	2	2	2
	Unemployed	62	0	0	4	0	1	0
Other	7	0	0	0	0	0	0	
Income	Less than 3000 MDL	80	1	1	3	1	2	2
	3000-5000 MDL	123	3	1	3	0	1	0
	5000 - 10000 MDL	139	3	0	2	1	0	0
	Over 10000 MDL	48	2	0	2	0	0	0
Vehicle	I drive the vehicle	178	2	1	3	0	1	1
	Another member of the family drives the vehicle	139	5	0	2	0	0	0
	We don't own a vehicle	147	1	1	2	2	1	1
Language	Romanian/Moldovan	346	3	1	2	1	1	1
	Russian	95	0	1	1	1	0	0
	Other	26	0	0	5	0	0	0

Annex 3.5.5.8: "Q15. Which news websites do you trust the most in terms of political news and domestic events?", N=469 (Figure 3.5.5)

		N	Second place					
			Kp.md (Komso molskaya Pravda)	In profunzime .md	Timpul .md	Esp.md (Бельцкий независимый портал) (Independent portal from Balti)	Sputnik .md	Euro news .com
Total		469	1	0	1	0	0.4	1
Gender	Male	241	0.5	0	1	0	0	1
	Female	229	1	0	1	0	1	1
Age	18 - 25 years	134	0	0	1	0	0	1
	26 - 35 years	147	1	0	1	0	1	1
	36 - 45 years	79	0	0	1	0	1	0
	46 - 65 years	90	2	0	1	0	0	3
	Over 65 years	20	0	0	0	0	0	0
Urban/R ural	Urban	267	1	0	2	0	1	2
	Rural	202	1	0	0.5	0	0	0
Region	North	128	0	0	0	0	0	0
	Centre	97	0	0	1	0	0	1
	Chisinau	155	1	0	1	0	1	2
	South	88	1	0	3	0	1	0
Borough	Botanica	27	3	0	4	0	0	3
	Buiucani	34	0	0	0	0	0	3
	Centre	27	0	0	0	0	0	3
	Ciocana	33	0	0	0	0	0	0
	Riscani	25	4	0	0	0	4	4
Educatio n	Primary/Secondary School	27	0	0	0	0	0	0
	High school/Secondary	73	0	0	1	0	0	1
	Vocational	100	1	0	0	0	0	1
	Upper secondary vocational education	81	0	0	1	0	1	0
	Higher education	182	1	0	2	0	0.5	2
Occupati on	Civil servant	14	0	0	0	0	0	0
	Director/ Manager	9	0	0	0	0	0	0
	Qualified specialist	99	1	0	3	0	1	1
	Qualified worker	83	1	0	0	0	0	0
	Unqualified worker	34	0	0	0	0	0	0
	Farmer in an individual farm	13	0	0	0	0	0	0
	Entrepreneur	5	0	0	0	0	0	0
	Student	55	0	0	0	0	0	2
	Maternity leave	45	0	0	0	0	0	2
	Pensioner	49	2	0	2	0	0	4
Income	Unemployed	62	0	0	2	0	1	0
	Other	7	0	0	0	0	0	0
	Less than 3000 MDL	80	0	0	0	0	0	1
	3000-5000 MDL	123	1	0	1	0	0	1
Vehicle	5000 - 10000 MDL	139	1	0	2	0	0	1
	Over 10000 MDL	48	2	0	0	0	0	2
	I drive the vehicle	178	1	0	1	0	0.5	1
Language	Another member of the family drives the vehicle	139	0	0	1	0	0	1
	We don't own a vehicle	147	1	0	1	0	1	1
Language	Romanian/Moldovan	346	0.3	0	1	0	0	1
	Russian	95	2	0	0	0	2	2
	Other	26	0	0	0	0	0	3

Annex 3.5.5.9: "Q15. Which news websites do you trust the most in terms of political news and domestic events?", N=469 (Figure 3.5.5)

		N	Second place					
			Rtr.md	Realitatea.md	News maker.md	Deschide.md	GRT.md	Rise.md
Total		469	0.4	1	1	0.2	0.4	0.2
Gender	Male	241	0	1	1	0	0	0
	Female	229	1	2	0.4	0.4	1	0.4
Age	18 - 25 years	134	0	1	1	1	1	0
	26 - 35 years	147	1	1	2	0	1	1
	36 - 45 years	79	0	3	0	0	0	0
	46 - 65 years	90	1	1	0	0	0	0
	Over 65 years	20	0	0	0	0	0	0
Urban/Rural	Urban	267	1	1	1	0	0.3	0
	Rural	202	0	1	1	0.4	0.5	0.5
Region	North	128	0	2	2	0	0	0
	Centre	97	0	0	1	0	0	1
	Chisinau	155	1	1	1	1	0	0
	South	88	0	1	0	0	2	0
Borough	Botanica	27	0	0	0	0	0	0
	Buiucani	34	0	3	3	0	0	0
	Centre	27	0	0	0	0	0	0
	Ciocana	33	3	0	0	0	0	0
	Riscani	25	4	0	0	0	0	0
Education	Primary/Secondary School	27	0	3	0	0	0	0
	High school/Secondary	73	0	1	3	0	0	1
	Vocational	100	2	1	0	1	0	0
	Upper secondary vocational education	81	0	1	1	0	1	0
	Higher education	182	0	1	1	0	0.5	0
Occupation	Civil servant	14	0	0	0	0	0	0
	Director/ Manager	9	0	0	0	0	0	0
	Qualified specialist	99	0	2	1	0	1	0
	Qualified worker	83	0	1	1	0	1	0
	Unqualified worker	34	0	0	0	3	0	3
	Farmer in an individual farm	13	0	0	9	0	0	0
	Entrepreneur	5	0	0	0	0	0	0
	Student	55	0	2	2	0	0	0
	Maternity leave	45	2	0	0	0	0	0
	Pensioner	49	0	0	0	0	0	0
	Unemployed	62	1	3	0	0	0	0
Other	7	0	0	0	0	0	0	
Income	Less than 3000 MDL	80	1	3	0	0	0	0
	3000-5000 MDL	123	1	2	1	1	1	1
	5000 - 10000 MDL	139	0	0	1	0	1	0
	Over 10000 MDL	48	0	2	2	0	0	0
Vehicle	I drive the vehicle	178	0	1	2	0	0	0
	Another member of the family drives the vehicle	139	1	1	0	0	1	1
	We don't own a vehicle	147	1	2	1	1	1	0
Language	Romanian/Moldovan	346	0	1	1	0.2	0	0.3
	Russian	95	2	0	1	0	1	0
	Other	26	0	3	3	0	4	0

Annex 3.5.5.10: "Q15. Which news websites do you trust the most in terms of political news and domestic events?", N=469 (Figure 3.5.5)

		N	Second place						
			Privesc .eu	Meduza .io	Reporter degarda .md	Tvrain.ru (Дождь)	Other websites	None	DON'T KNOW /NA
Total		469	0.4	0	0	0	3	37	19
Gender	Male	241	1	0	0	0	3	39	16
	Female	229	0	0	0	0	4	35	22
Age	18 – 25 years	134	1	0	0	0	3	37	13
	26 – 35 years	147	1	0	0	0	6	28	20
	36 – 45 years	79	0	0	0	0	1	41	21
	46 – 65 years	90	0	0	0	0	2	50	22
	Over 65 years	20	0	0	0	0	0	39	33
Urban/Rural	Urban	267	1	0	0	0	4	32	18
	Rural	202	0	0	0	0	3	44	20
Region	North	128	0	0	0	0	2	42	23
	Centre	97	1	0	0	0	0	45	19
	Chisinau	155	1	0	0	0	3	27	17
	South	88	0	0	0	0	8	40	17
Borough	Botanica	27	0	0	0	0	0	21	30
	Buiuani	34	0	0	0	0	8	18	3
	Centre	27	0	0	0	0	0	48	7
	Ciocana	33	0	0	0	0	0	20	38
	Riscani	25	4	0	0	0	8	26	11
Education	Primary/Secondary School	27	0	0	0	0	3	23	31
	High school/Secondary	73	1	0	0	0	0	39	17
	Vocational	100	0	0	0	0	5	50	20
	Upper secondary vocational education	81	0	0	0	0	4	34	19
	Higher education	182	1	0	0	0	3	33	17
Occupation	Civil servant	14	0	0	0	0	8	27	19
	Director/ Manager	9	0	0	0	0	9	44	13
	Qualified specialist	99	1	0	0	0	1	42	12
	Qualified worker	83	0	0	0	0	4	43	16
	Unqualified worker	34	0	0	0	0	3	35	16
	Farmer in an individual farm	13	0	0	0	0	0	57	9
	Entrepreneur	5	0	0	0	0	0	62	0
	Student	55	2	0	0	0	4	27	15
	Maternity leave	45	0	0	0	0	4	27	27
	Pensioner	49	0	0	0	0	2	44	25
	Unemployed	62	0	0	0	0	3	38	29
Other	7	0	0	0	0	0	45	13	
Income	Less than 3000 MDL	80	0	0	0	0	2	39	23
	3000-5000 MDL	123	0	0	0	0	3	41	19
	5000 - 10000 MDL	139	1	0	0	0	4	34	18
	Over 10000 MDL	48	0	0	0	0	4	29	21
Vehicle	I drive the vehicle	178	1	0	0	0	3	33	19
	Another member of the family drives the vehicle	139	1	0	0	0	3	34	21
	We don't own a vehicle	147	0	0	0	0	3	47	17
Language	Romanian/Moldovan	346	1	0	0	0	1	37	16
	Russian	95	0	0	0	0	9	43	24
	Other	26	0	0	0	0	8	28	35

Annex 3.5.5.11: "Q15. Which news websites do you trust the most in terms of political news and domestic events?", N=469 (Figure 3.5.5)

		N	Third place					Publika.md
			Point .md	Jurnal .md	Protv .md	Diez .md	Agora .md	
Total		469	3	3	2	1	0.4	3
Gender	Male	241	5	2	2	1	0.4	4
	Female	229	2	3	2	2	0.4	3
Age	18 – 25 years	134	6	4	1	0	1	3
	26 – 35 years	147	4	3	3	1	0	4
	36 – 45 years	79	1	1	0	4	1	5
	46 – 65 years	90	1	3	0	1	0	2
	Over 65 years	20	0	0	10	0	0	0
Urban/Rural	Urban	267	5	5	2	2	0.4	4
	Rural	202	1	0	1	1	0.4	2
Region	North	128	3	2	1	1	1	4
	Centre	97	3	1	2	2	0	1
	Chisinau	155	4	5	3	2	1	5
	South	88	4	1	1	0	0	1
Borough	Botanica	27	4	6	0	0	0	4
	Buiuani	34	9	6	3	3	3	9
	Centre	27	3	7	4	0	0	7
	Ciocana	33	3	9	3	3	0	3
	Riscani	25	0	0	4	4	0	0
Education	Primary/Secondary School	27	0	0	3	0	3	3
	High school/Secondary	73	4	3	1	0	0	4
	Vocational	100	1	0	2	0	1	2
	Upper secondary vocational education	81	1	3	0	0	0	7
	Higher education	182	6	4	2	3	0	2
Occupation	Civil servant	14	18	0	0	6	0	0
	Director/ Manager	9	12	0	11	0	0	0
	Qualified specialist	99	3	4	1	2	1	2
	Qualified worker	83	2	1	1	0	0	6
	Unqualified worker	34	9	4	0	0	0	3
	Farmer in an individual farm	13	0	0	0	0	0	0
	Entrepreneur	5	0	0	0	0	0	0
	Student	55	4	4	0	0	0	2
	Maternity leave	45	2	6	4	4	0	4
	Pensioner	49	0	5	2	2	0	0
	Unemployed	62	3	0	1	0	1	3
Other	7	0	0	0	0	0	43	
Income	Less than 3000 MDL	80	1	1	2	0	1	2
	3000-5000 MDL	123	4	2	2	1	0	1
	5000 - 10000 MDL	139	3	4	1	1	0	5
	Over 10000 MDL	48	5	4	2	2	2	7
Vehicle	I drive the vehicle	178	6	2	1	1	1	4
	Another member of the family drives the vehicle	139	2	4	1	3	1	2
	We don't own a vehicle	147	2	2	2	0	0	3
Language	Romanian/Moldovan	346	4	3	2	2	0.3	5
	Russian	95	4	1	0	0	1	0
	Other	26	0	7	0	0	0	0

Annex 3.5.5.12: "Q15. Which news websites do you trust the most in terms of political news and domestic events?", N=469 (Figure 3.5.5)

		N	Third place					Zdg.md (ziarul de gardă)
			Unimedia .md	Noi.md	Prime .md	Moldova .org	Stiri locale .md	
Total		469	1	0.4	1	1	0.2	1
Gender	Male	241	1	0.5	1	0	0	0.5
	Female	229	0.4	0.4	1	1	0.4	1
Age	18 – 25 years	134	0	1	1	1	0	1
	26 – 35 years	147	1	0	2	0	0	1
	36 – 45 years	79	3	1	0	0	0	0
	46 – 65 years	90	0	0	0	1	1	0
	Over 65 years	20	0	0	0	0	0	0
Urban/Rural	Urban	267	1	0.4	1	0.3	0.3	1
	Rural	202	0.5	0.4	1	1	0	0.4
Region	North	128	1	1	0	0	0	1
	Centre	97	1	0	1	0	0	0
	Chisinau	155	0	0	2	1	1	1
	South	88	1	1	1	2	0	1
Borough	Botanica	27	0	0	3	0	0	0
	Buiucani	34	0	0	0	0	3	0
	Centre	27	0	0	4	0	0	0
	Ciocana	33	0	0	0	3	0	3
	Riscani	25	0	0	0	0	0	0
Education	Primary/Secondary School	27	0	0	0	4	0	0
	High school/Secondary	73	1	0	3	1	0	2
	Vocational	100	0	1	2	0	0	0
	Upper secondary vocational education	81	0	1	1	0	1	1
	Higher education	182	1	0	0	1	0	0
Occupation	Civil servant	14	0	0	0	0	0	0
	Director/ Manager	9	0	0	0	10	0	0
	Qualified specialist	99	1	0	0	0	0	0
	Qualified worker	83	0	1	2	0	0	2
	Unqualified worker	34	3	0	3	0	0	0
	Farmer in an individual farm	13	0	0	0	0	0	0
	Entrepreneur	5	0	0	0	0	0	0
	Student	55	0	2	2	0	0	2
	Maternity leave	45	0	0	2	2	0	0
	Pensioner	49	0	0	0	0	2	0
	Unemployed	62	0	0	0	1	0	0
Other	7	0	0	0	0	0	0	
Income	Less than 3000 MDL	80	0	0	0	2	0	0
	3000-5000 MDL	123	1	1	2	0	1	0
	5000 - 10000 MDL	139	1	0	1	1	0	1
	Over 10000 MDL	48	0	0	2	0	0	0
Vehicle	I drive the vehicle	178	1	1	1	1	0	1
	Another member of the family drives the vehicle	139	1	1	2	1	0	1
	We don't own a vehicle	147	0	0	1	1	1	0
Language	Romanian/Moldovan	346	1	1	1	1	0.3	1
	Russian	95	1	0	0	0	0	0
	Other	26	0	0	0	0	0	0

Annex 3.5.5.13: "Q15. Which news websites do you trust the most in terms of political news and domestic events?", N=469 (Figure 3.5.5)

		N	Third place					Sputnik .md	Euro news .com
			Kp.md (Komso molskaya Pravda)	In profunzime .md	Timpul .md	Esp.md (Бельцкий независимый портал) (Independent portal from Balti)			
Total		469	0.4	0	1	0	0	0.4	
Gender	Male	241	0.4	0	1	0	0	1	
	Female	229	0.4	0	1	0	0	0	
Age	18 – 25 years	134	0	0	2	0	0	1	
	26 – 35 years	147	1	0	0	0	0	1	
	36 – 45 years	79	0	0	0	0	0	0	
	46 – 65 years	90	1	0	2	0	0	0	
	Over 65 years	20	0	0	0	0	0	0	
Urban/R ural	Urban	267	1	0	1	0	0	1	
	Rural	202	0	0	1	0	0	0	
Region	North	128	0	0	0	0	0	0	
	Centre	97	0	0	1	0	0	1	
	Chisinau	155	1	0	2	0	0	1	
	South	88	1	0	1	0	0	0	
Borough	Botanica	27	0	0	4	0	0	0	
	Buiuani	34	3	0	0	0	0	0	
	Centre	27	0	0	0	0	0	0	
	Ciocana	33	0	0	0	0	0	0	
	Riscani	25	0	0	8	0	0	4	
Education	Primary/Secondary School	27	0	0	0	0	0	0	
	High school/Secondary	73	0	0	3	0	0	1	
	Vocational	100	0	0	0	0	0	1	
	Upper secondary vocational education	81	0	0	0	0	0	0	
	Higher education	182	1	0	2	0	0	0	
Occupati on	Civil servant	14	0	0	0	0	0	0	
	Director/ Manager	9	0	0	0	0	0	0	
	Qualified specialist	99	1	0	1	0	0	0	
	Qualified worker	83	0	0	1	0	0	1	
	Unqualified worker	34	0	0	0	0	0	0	
	Farmer in an individual farm	13	0	0	0	0	0	0	
	Entrepreneur	5	0	0	0	0	0	0	
	Student	55	0	0	4	0	0	2	
	Maternity leave	45	0	0	0	0	0	0	
	Pensioner	49	2	0	2	0	0	0	
	Unemployed	62	0	0	0	0	0	0	
Other	7	0	0	0	0	0	0		
Income	Less than 3000 MDL	80	0	0	0	0	0	0	
	3000-5000 MDL	123	0	0	2	0	0	0	
	5000 - 10000 MDL	139	1	0	1	0	0	1	
	Over 10000 MDL	48	0	0	0	0	0	0	
Vehicle	I drive the vehicle	178	1	0	1	0	0	1	
	Another member of the family drives the vehicle	139	0	0	1	0	0	0	
	We don't own a vehicle	147	0	0	1	0	0	0	
Languag e	Romanian/Moldovan	346	0	0	1	0	0	0.3	
	Russian	95	2	0	0	0	0	1	
	Other	26	0	0	0	0	0	0	

Annex 3.5.5.14: "Q15. Which news websites do you trust the most in terms of political news and domestic events?", N=469 (Figure 3.5.5)

		N	Third place					
			Rtr.md	Realitatea.md	News maker.md	Deschide.md	GRT.md	Rise.md
Total		469	0.4	2	0.4	0	0	0.4
Gender	Male	241	0	1	1	0	0	0.5
	Female	229	1	3	0	0	0	0.4
Age	18 - 25 years	134	1	2	1	0	0	2
	26 - 35 years	147	0	1	1	0	0	0
	36 - 45 years	79	1	2	0	0	0	0
	46 - 65 years	90	0	1	0	0	0	0
	Over 65 years	20	0	9	0	0	0	0
Urban/Rural	Urban	267	1	2	1	0	0	0.3
	Rural	202	0	1	0	0	0	1
Region	North	128	0	1	0	0	0	2
	Centre	97	0	3	0	0	0	0
	Chisinau	155	1	1	1	0	0	0
	South	88	0	2	0	0	0	0
Borough	Botanica	27	0	3	0	0	0	0
	Buiucani	34	0	0	3	0	0	0
	Centre	27	0	0	0	0	0	0
	Ciocana	33	0	3	0	0	0	0
	Riscani	25	7	0	4	0	0	0
Education	Primary/Secondary School	27	0	0	0	0	0	0
	High school/Secondary	73	1	4	1	0	0	0
	Vocational	100	0	2	0	0	0	0
	Upper secondary vocational education	81	1	2	0	0	0	0
	Higher education	182	0	1	1	0	0	1
Occupation	Civil servant	14	0	6	0	0	0	0
	Director/ Manager	9	0	0	0	0	0	0
	Qualified specialist	99	0	1	1	0	0	0
	Qualified worker	83	0	0	0	0	0	0
	Unqualified worker	34	0	5	0	0	0	0
	Farmer in an individual farm	13	0	7	0	0	0	0
	Entrepreneur	5	0	0	0	0	0	0
	Student	55	2	3	2	0	0	4
	Maternity leave	45	0	0	0	0	0	0
	Pensioner	49	0	2	0	0	0	0
	Unemployed	62	1	1	0	0	0	0
Other	7	0	0	0	0	0	0	
Income	Less than 3000 MDL	80	0	2	0	0	0	0
	3000-5000 MDL	123	1	1	0	0	0	0
	5000 - 10000 MDL	139	0	3	0	0	0	1
	Over 10000 MDL	48	0	0	2	0	0	0
Vehicle	I drive the vehicle	178	0	1	1	0	0	0
	Another member of the family drives the vehicle	139	0	3	1	0	0	1
	We don't own a vehicle	147	1	2	0	0	0	0
Language	Romanian/Moldovan	346	0	2	1	0	0	1
	Russian	95	2	1	0	0	0	0
	Other	26	0	0	0	0	0	0

Annex 3.5.5.15: "Q15. Which news websites do you trust the most in terms of political news and domestic events?", N=469 (Figure 3.5.5)

		N	Third place						Non e	DON'T KNO W/NA
			Privesc .eu	Meduza .io	Reporter degarda .md	Tvrain.ru (Дождь)	Other websi tes			
Total		469	0.4	0	0	0	0	1	50	27
Gender	Male	241	0.5	0	0	0	0	0.5	55	23
	Female	229	0.4	0	0	0	0	1	46	31
Age	18 - 25 years	134	1	0	0	0	0	1	50	23
	26 - 35 years	147	1	0	0	0	0	1	44	32
	36 - 45 years	79	0	0	0	0	0	0	53	26
	46 - 65 years	90	0	0	0	0	0	1	60	25
	Over 65 years	20	0	0	0	0	0	0	48	33
Urban/R ural	Urban	267	0	0	0	0	0	1	47	24
	Rural	202	1	0	0	0	0	1	55	32
Region	North	128	0	0	0	0	0	1	51	32
	Centre	97	0	0	0	0	0	0	56	28
	Chisinau	155	1	0	0	0	0	1	45	22
	South	88	0	0	0	0	0	1	53	27
Borough	Botanica	27	0	0	0	0	0	0	35	41
	Buiuani	34	0	0	0	0	0	0	52	5
	Centre	27	0	0	0	0	0	0	68	7
	Ciocana	33	0	0	0	0	0	3	26	43
	Riscani	25	0	0	0	0	0	4	42	23
Educatio n	Primary/Secondary School	27	0	0	0	0	0	0	40	46
	High school/Secondary	73	0	0	0	0	0	1	42	26
	Vocational	100	0	0	0	0	0	0	64	24
	Upper secondary vocational education	81	0	0	0	0	0	0	52	29
	Higher education	182	1	0	0	0	0	2	48	25
Occupati on	Civil servant	14	0	0	0	0	0	8	27	34
	Director/ Manager	9	0	0	0	0	0	0	54	13
	Qualified specialist	99	2	0	0	0	0	2	57	20
	Qualified worker	83	0	0	0	0	0	0	59	22
	Unqualified worker	34	0	0	0	0	0	0	48	25
	Farmer in an individual farm	13	0	0	0	0	0	0	66	27
	Entrepreneur	5	0	0	0	0	0	0	79	21
	Student	55	0	0	0	0	0	2	42	26
	Maternity leave	45	0	0	0	0	0	0	39	37
	Pensioner	49	0	0	0	0	0	0	53	29
	Unemployed	62	0	0	0	0	0	0	48	39
Other	7	0	0	0	0	0	0	45	13	
Income	Less than 3000 MDL	80	0	0	0	0	0	1	54	32
	3000-5000 MDL	123	0	0	0	0	0	0	54	27
	5000 - 10000 MDL	139	0	0	0	0	0	2	46	27
	Over 10000 MDL	48	4	0	0	0	0	0	40	30
Vehicle	I drive the vehicle	178	1	0	0	0	0	1	49	26
	Another member of the family drives the vehicle	139	1	0	0	0	0	0	45	30
	We don't own a vehicle	147	0	0	0	0	0	2	59	24
Languag e	Romanian/Moldovan	346	1	0	0	0	0	1	51	23
	Russian	95	0	0	0	0	0	1	54	33
	Other	26	0	0	0	0	0	4	35	54