

## Introduction and Overview

In August 2014 Internews launched Boda Boda Talk Talk (BBTT) in the Protection of Civilians site known as PoC 3 in Juba. PoC 3 is the newest site and is adjacent to the United Nations Mission in South Sudan (UNMISS) UN House base that contains PoC 1 and PoC 2.

BBTT is a professionally produced recorded audio Humanitarian Information Service (HIS). In order to reflect the voices of the community, Internews recruited and trained community correspondents who themselves had been affected and displaced from their homes. The service is designed as a platform for people to discuss issues, share ideas, and ask questions of each other and humanitarian agencies operating in the PoC.

The project was rolled out following the success of the BBTT project in Tong Ping PoC, which was launched earlier in the year in February 2014; and after the successful launch of the project in UN House PoC 1 and PoC 2 in April 2014.

The HIS uses low technology 'mini-media' with two new 20-minute programs a week, recorded to SD cards and played on speakers and radios. Although there are radio stations in Juba that reach the PoCs, the information produced is specific to, and contained within the PoCs, for protection reasons. The program is full of engaging content including a three-minute drama, Q&As, feature stories, music and news bulletins from NGOs. The BBTT program provides people living in the PoCs with 'hyper local' relevant, accurate, and timely information that helps them navigate life inside the site. The programs aim to inform, entertain, dispel rumors and reduce tensions and the correspondents act as mediators in what can be high-tension environments.

A first wave (Wave 1) of surveying on information needs was conducted in August 2014, just as BBTT was being established in PoC 3. During Wave 1, a total of 161 observations were collected with the aim of informing Internews on the nature and content for BBTT, and assess people's need for, and access to, information in a context where radio and other communication channels are highly limited. Most of the people who moved to PoC 3 were relocated by UNMISS from the Tong Ping PoC site and were familiar with the project and the BBTT programs that had been running there since February 2014. Some of the community correspondents from Tong Ping also relocated to PoC 3, and the familiarity with staff, the BBTT branding, quad bike and the content helped support community acceptance and trust very quickly. Nevertheless there were a number of people displaced from other parts of the country who were less familiar with the project.

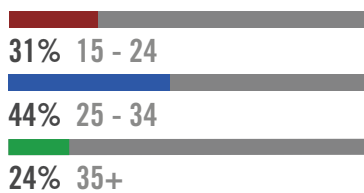
Since Wave 1, the population in PoC 3 has grown radically due to the transfer of IDPs from Tong Ping to PoC 3, which was completed in late December 2014. According to the IOM's most recent registration figures, PoC 3 now has 19,294 people and is full to its planned capacity. A second survey, Wave 2, was conducted in January 2015 to further investigate the information needs in the area and ascertain the impact and benefit BBTT has provided individuals in UN House PoC 3. In total 319 interviews with individuals were collected inside PoC 3 during Wave 2. As many of those sampled in Wave 2 will not have been in the site during Wave 1, any changes in behavior, attitude, or access among respondents is a stronger indication of the ways in which the site itself has changed than about changes in behavior, attitude, or access of IDPs in the site.

The Wave 1 and Wave 2 assessments for all three UN house sites were conducted at the same time, but PoC 3 is reported on separately due to the significant differences in living conditions, dates of sites opening, and the HIS program launch. Although the focus of this snapshot report is to highlight findings from Wave 2, key findings from Wave 1 are provided where possible to further contextualize the more recent survey. Findings from both surveys will be compared to the HIS studies done in other sites in a forthcoming comprehensive report to provide an evaluative approach to understanding the best, most impactful way to establish an HIS program.

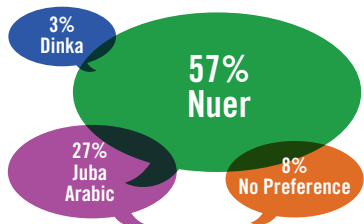


IDPs in PoC 3 are extremely concerned about matters of health and safety: 94% say they are 'very concerned' about their safety and that of their families; 93% say they are 'very concerned' about their health and that of their families. These demonstrate a significantly elevated sense of concern among IDPs compared to Wave 1 when 42% were 'very concerned' about their safety and that of their families and 35% were 'very concerned' about their health and that of their families.

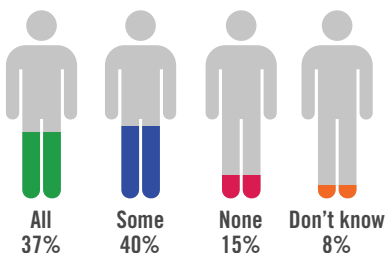
### Age



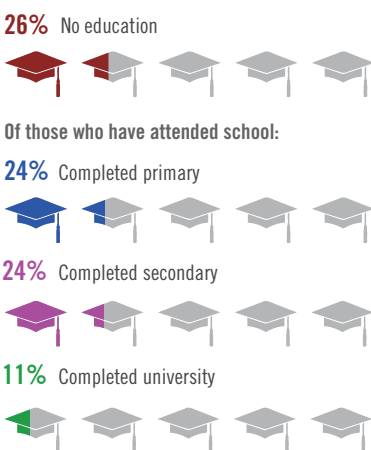
### Language preferred for receiving information




### How much of a letter would be understood



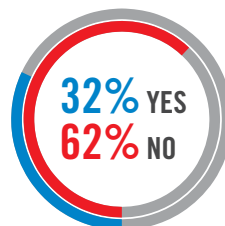
### Highest level of education attained



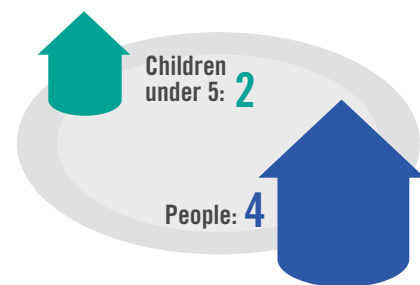
Of those who have attended school:



### Employed before arriving at PoC



### Mean Household Size



### Top topics of interest among IDPs

(Among all respondents, N=161 in Wave 1; N=319 in Wave 2)

Wave 1	
1. General news in the UN House area	68%
2. Finding people I've lost contact with	1%
3. Security situation in the area	3%
Wave 2	
1. General news in the UN House area	42%
2. Finding people I've lost contact with	22%
3. Security situation in the area	8%



## Introduction: The UN House Context

Children play as a BBTT episode is aired/Photo by Fatuma Adan

*Recent political events have dramatically changed the landscape of South Sudan, with more than 1.7 million people displaced, and access to media and information at a premium. A series of studies on the Humanitarian Information Service (HIS) projects implemented by Internews in Central Equatoria, Upper Nile and Unity states from January 2014 to date, aims to identify how best to reach displaced populations with the information they need to make informed decisions about their lives. The research presented here is a brief summary of the Wave 2 of the HIS project conducted January 2015 in UN House PoC 3. This Wave 2 survey aims to assess impact and provide insight into future programmatic choices. It is one of nine studies conducted in six different sites that have experienced massive displacement and conflict (Tong Ping, and PoC 1 and 2 in Juba; Mingkaman, Leer and Malakal), and in which Internews is implementing an HIS Project.*

More than 19,000 people have been displaced to the United Nations Mission in South Sudan (UNMISS) Protection of Civilians 3 (PoC 3) site. In contrast to many of the other PoCs around the country and in Juba, PoC 3 is a large, well-planned site that was under construction for a number of months before people were moved there. Unlike PoC 1 and 2 which are on the UNMISS base, PoC 3 is adjacent to the UN base. The site does have UNMISS force protection and is fenced off, but there is a public path that separates it from the main site. This separation as well as its distance from the main town meant that the relocation process was difficult for people to accept. People living in UN House PoC 3 are less able to move into the main town in the daytime due to the on-going threat of insecurity (both real and perceived) and due to the distance and the travel costs. As a result many people end up sending their young children or only leave in the daylight hours.

Although the shelters are still makeshift tents, they are well organized and spaced out according to international Sphere Standards. While thousands of people are in the neighboring congested UN House PoC 1 and 2, UN House PoC 3 has good emergency services and facilities including water and sanitation, and is considered a relief from the congestion of Tong Ping where most people lived for 9 months. For many people, PoC 3 has 'better' living conditions than their pre-conflict homes. However, the increase in population in PoC 3 has put a strain on facilities, including latrines and water provision. There were significant logistical issues with water distribution in PoC 3 from October-December 2014, with the community holding demonstrations to complain about it. BBTT did a series of programs to highlight this problem, including panel discussions with the agencies concerned.

Despite being a very organized site, the move into PoC 3 was a very strained process considered highly political by many of the Nuer community who were affected. The difficulty in persuading people to move from Tong Ping to PoC 3 gave a chance for the community to develop social dynamics - important for service providers; but the layers of one community group arriving after the other has also resulted in complex leadership issues. Many of the last arrivals from Tong Ping were considered very politically active.

These complex community representation and leadership issues - with people displaced away from their normal clans and families - means that traditional leaders are often at odds with former political leaders and there is limited inclusion of women and young people. The normal protective social structures have also broken down, and with many people unemployed, and with former combatants also reported to be living in the sites, tension can easily flare up. The concentration of people can translate into violence, with growing, largely untreated, psychosocial needs.

Though UN House PoC 3 has good access to service providers and humanitarian actors, the levels of insecurity and the range and severity of health and protection issues are significant. The humanitarian needs, including the information needs, of the displaced population in Juba are great - despite having good access to radio and mobile phones. People need the very localized information that is shared in the context of insecurity, for example this site is a few meters from the main UN Compound, which has led to several protection issues. The closure of the humanitarian gate that leads to the PoC 3 site through the Transit Point, led to concerns over police harassment of IDPs who use the checkpoint on Yei Road. Reports indicated a number of kidnappings and sexual harassment of women as they go out to the market, and as such UNMISS reopened the gate in February 2015.

# UN House PoC 3 Juba - Central Equatoria State

Wave 2 Assessment: January 2015

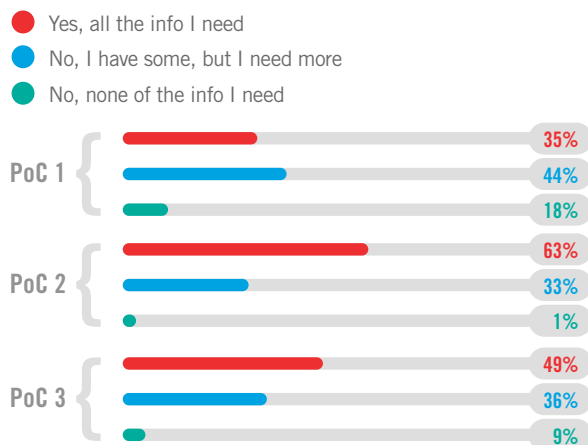
## Comparing findings across PoC 1, 2 & 3

UN House is divided into 3 separate PoC sites, each with unique characteristics and population distributions. UN House hosts an ethnically diverse group of individuals, composed primarily of a variety of different Nuer tribes (of South Sudanese nationality). PoC 2 also hosts smaller populations of foreign nationals, namely Ethiopians, Somalis, and Eritreans. In addition to different ethnic compositions among PoCs in UN House, the available services as well as the distance between sites and the UN House entrances resulted in differing movement patterns and levels of access among the three PoCs. It is important to note that PoC 3 is a new site within UN House that was created to accommodate people who are being relocated from the UNMISS Tong Ping site and that this population is growing by the day.

Because of these differences, findings are presented for each individual PoC within UN House, rather than an aggregate for the site as a whole. However, there are several areas in which it can be useful to compare PoCs directly to further highlight the differences as well as commonalities between PoCs.

### "Currently in this protection site, do you think you have all the information you need to make good decisions?"

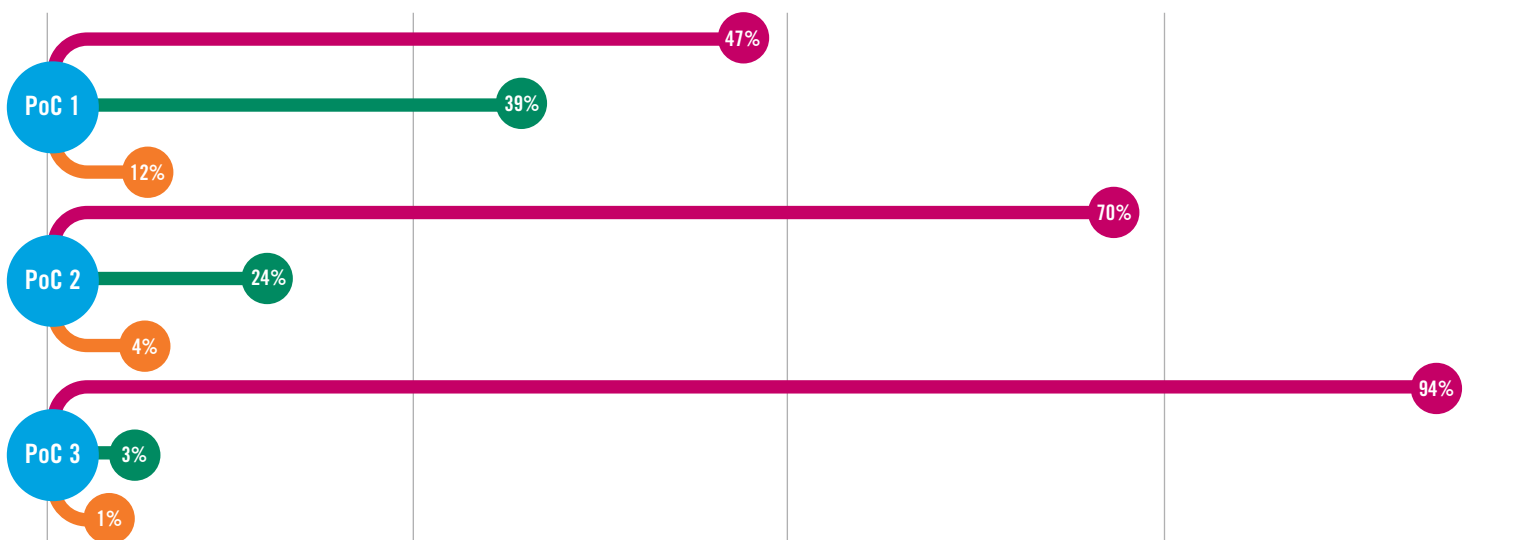
(Base all in Wave 2, N= 299 for PoC 1; N=142 for PoC 2; N=319 for PoC 3)



### How concerned are you about the safety of yourself or your family?

(Base all in Wave 2, N= 299 for PoC 1; N=142 for PoC 2; N=319 for PoC 3)

Very concerned (Red), Somewhat concerned (Green), Not at all concerned (Orange)



### Top sources of decision-making information

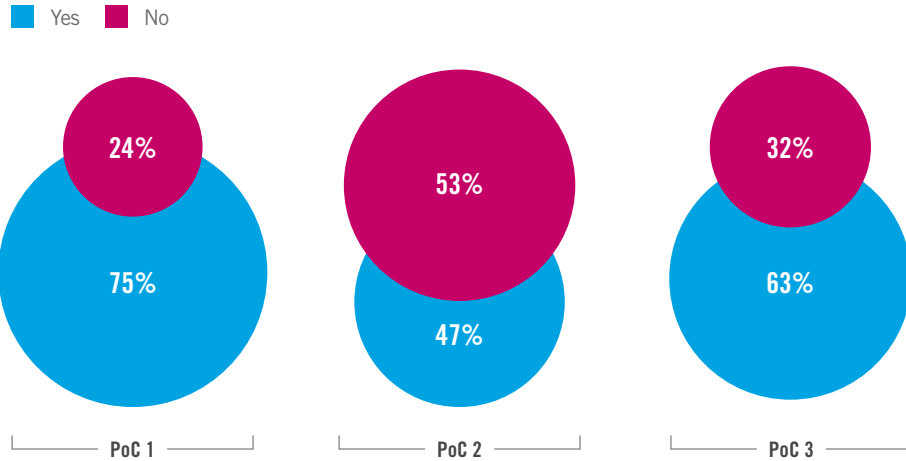
(Among those that have 'some' or 'all' of the information they need to make good decisions, N= 236 for PoC 1; N=137 for PoC 2; N=272 for PoC 3)

Source	PoC 1		PoC 2		PoC 3	
	Wave 1 (N=267)	Wave 2 (N=236)	Wave 1 (N=127)	Wave 2 (N=137)	Wave 1 (N=92)	Wave 2 (N=272)
Radio	71%	64%	50%	71%	75%	54%
Television	6%	20%	8%	21%	30%	70%
Newspapers	17%	12%	13%	15%	13%	21%
Boda Boda Talk Talk	65%	57%	48%	23%	39%	41%
Loudspeakers	10%	22%	14%	9%	19%	17%
Facebook	6%	23%	4%	2%	11%	10%
Internet	11%	38%	9%	7%	7%	14%
Twitter	8%	12%	6%	2%	0%	0%
Friends/Family	3%	17%	2%	4%	10%	7%
Religious Leaders	4%	10%	0%	1%	7%	2%

**Comparing findings across PoC 1, 2 & 3 (cont...)**

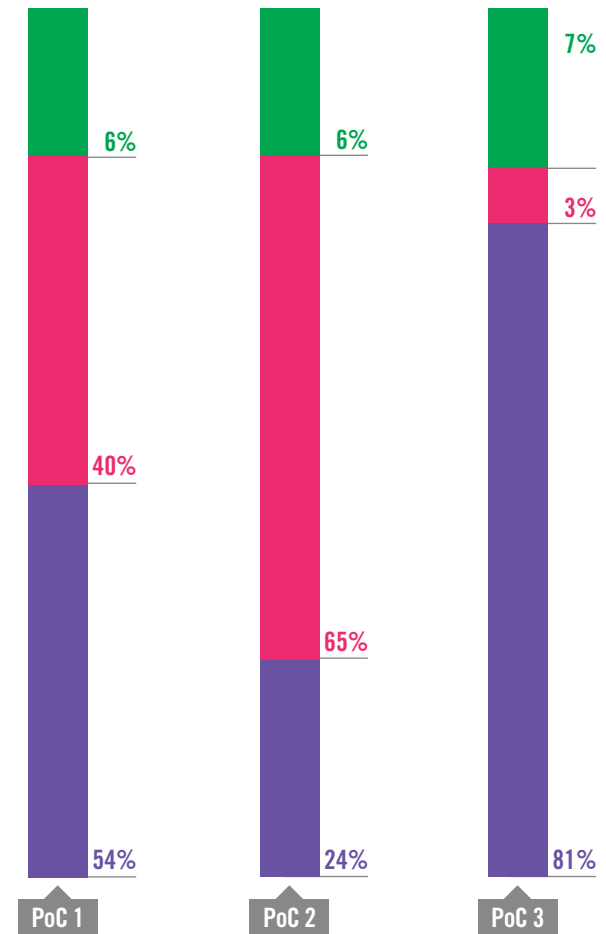
**Currently, in the protection site, do you have access to a mobile phone?**

(Base all in Wave 2, N=299 for PoC 1; N=142 for PoC 2; N=319 for PoC3)



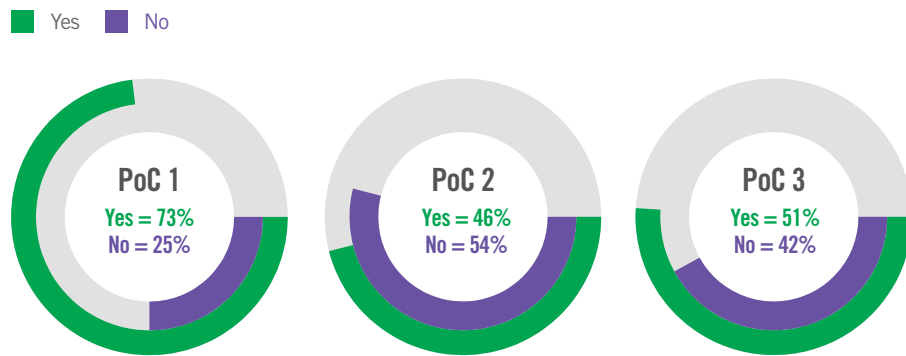
**How much do you trust the information you hear on BBTT?**

● A great deal ● Some ● Not at all



**Currently, in the protection site, are you able to listen to a radio?**

(Base all in Wave 2, N= 299 for PoC 1; N=142 for PoC 2; N=319 for PoC 3)



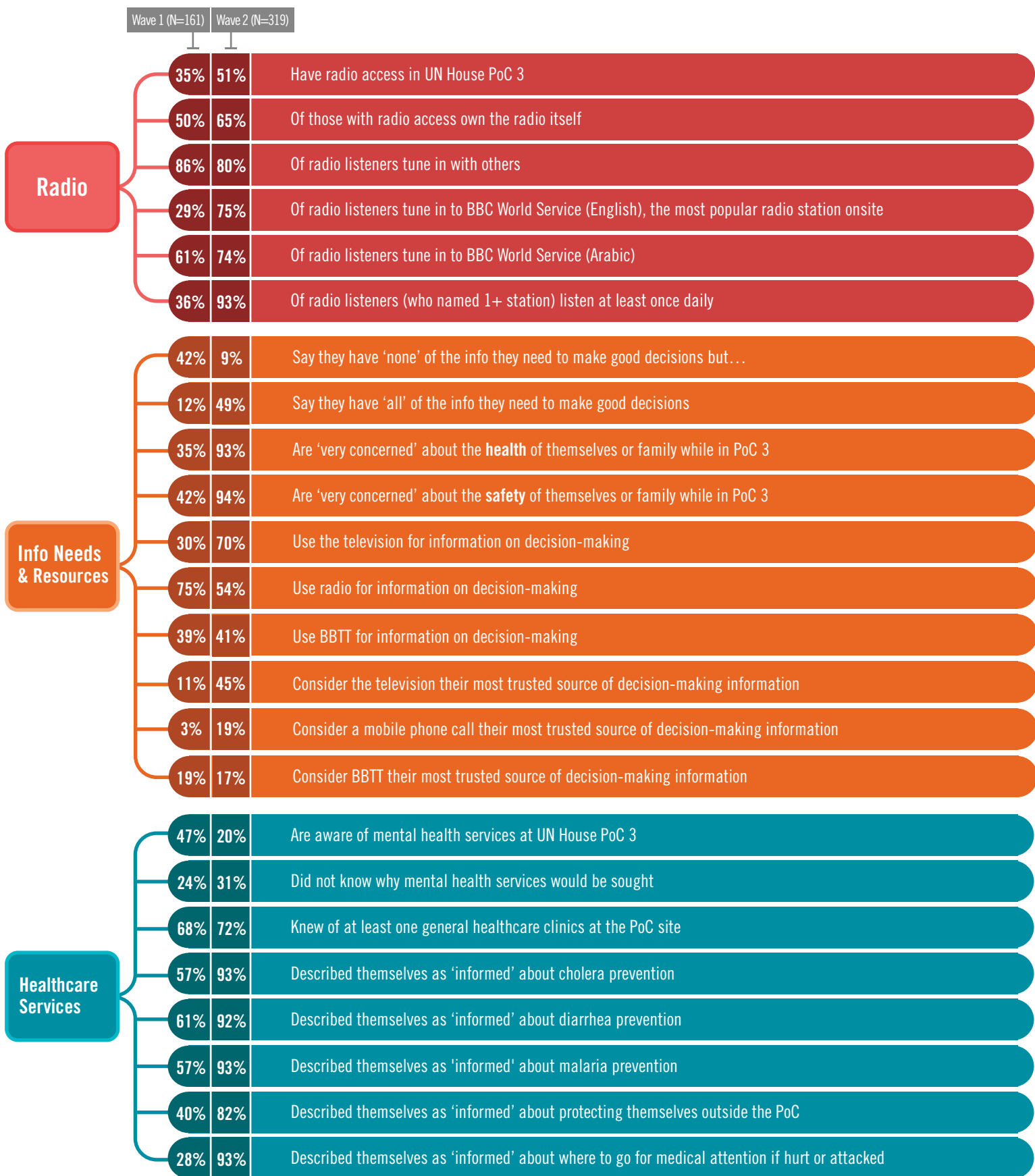
(Among weekly BBTT listeners, N=265 for PoC 1; N=124 for PoC 2; N=280 for PoC 3)

**Most popular radio stations**

(Among those with access to a radio, N=219 for PoC 1; N=65 for PoC 2; N=164 for PoC 3)

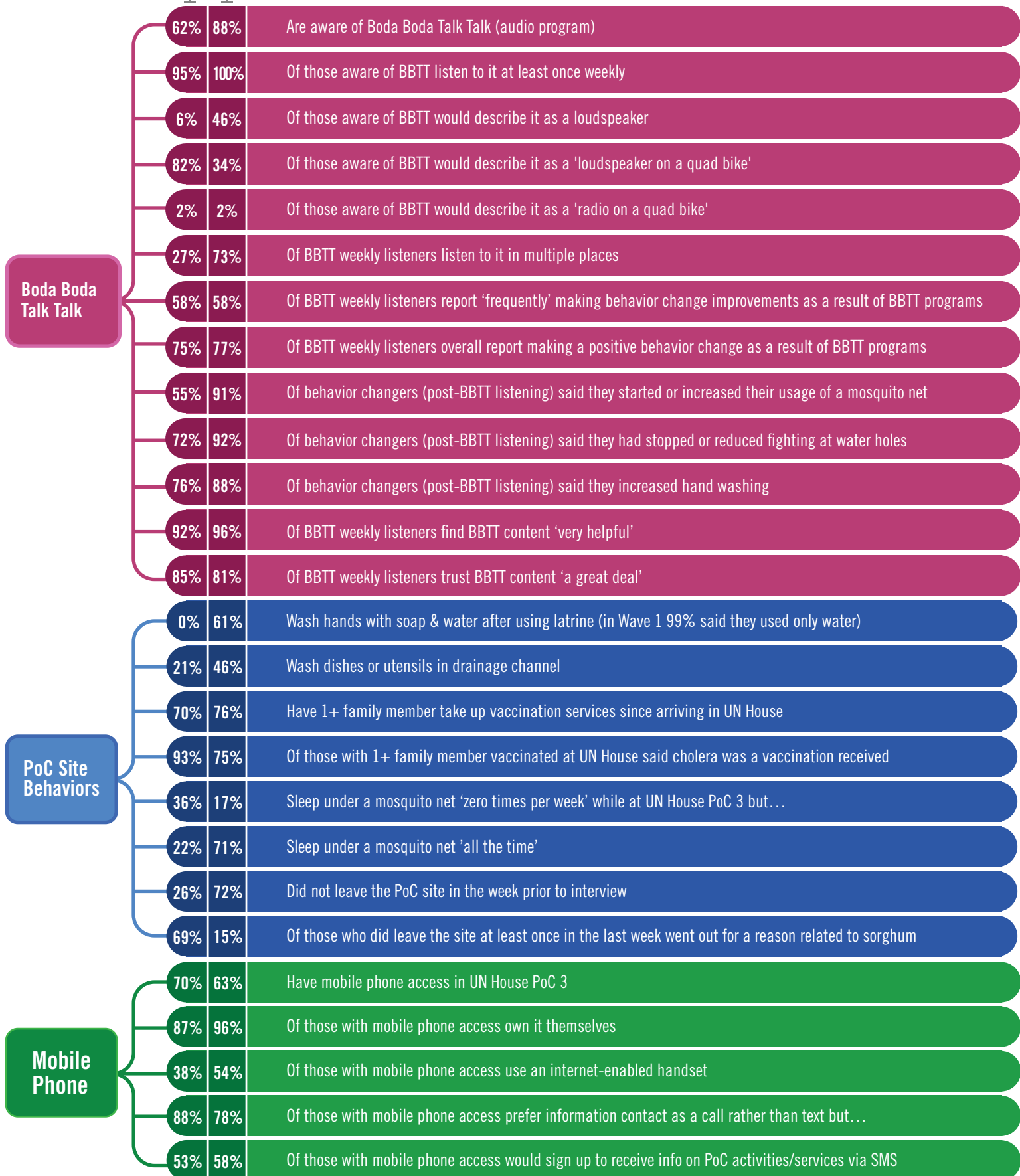
	PoC 1		PoC 2		PoC 3	
	Wave 1 (N=204)	Wave 2 (N=219)	Wave 1 (N=63)	Wave 2 (N=65)	Wave 1 (N=56)	Wave 2 (N=164)
BBC World Service (English)	51%	53%	43%	55%	29%	75%
BBC World Service (Arabic)	59%	49%	35%	40%	61%	74%
Radio Miraya	51%	56%	43%	46%	50%	67%
Eye Radio	67%	73%	35%	22%	54%	46%
Boda Boda Talk Talk	37%	48%	19%	34%	11%	44%
Voice of America	19%	11%	38%	39%	54%	49%
Bakhita FM	19%	19%	24%	8%	48%	39%

## Key Findings in Wave 1 and Wave 2



**Key Findings in Wave 1 and Wave 2 (cont...)**

Wave 1 (N=319) | Wave 2 (N=299)



# UN House PoC 3 Juba - Central Equatoria State

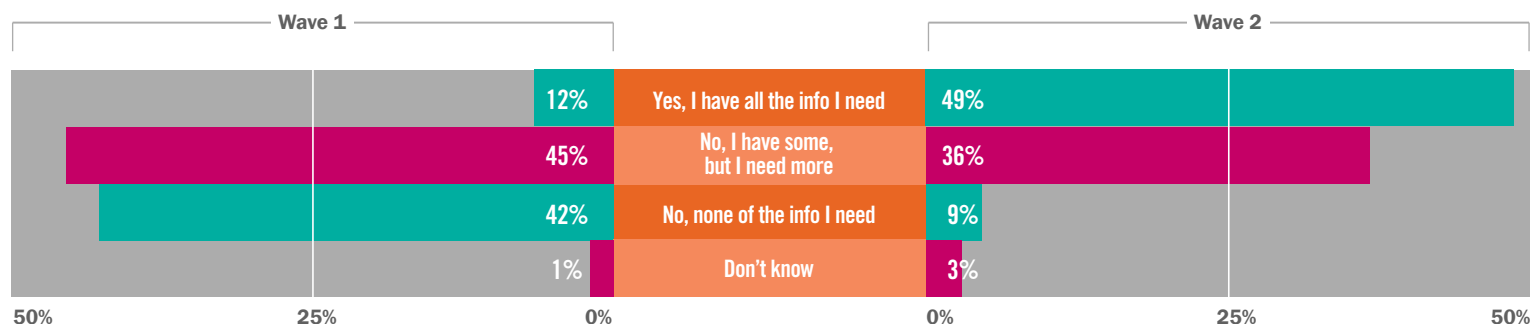
Wave 2 Assessment: January 2015

## What do we know about the main information needs of the IDPs at UN House PoC 3?

**While IDPs in PoC 3 are still in need of information, more IDPs have their information needs met than in Wave 1:** Only one in eight (12%) of IDPs in Wave 1 said they had 'all' the information they need to make good decisions, which increased to nearly half (49%) of IDPs in Wave 2.

### Currently in this protection site, do you think you have enough information to make good decisions for you and your family?

(Among total respondents, N=161 in Wave 1; N=319 in Wave 2)

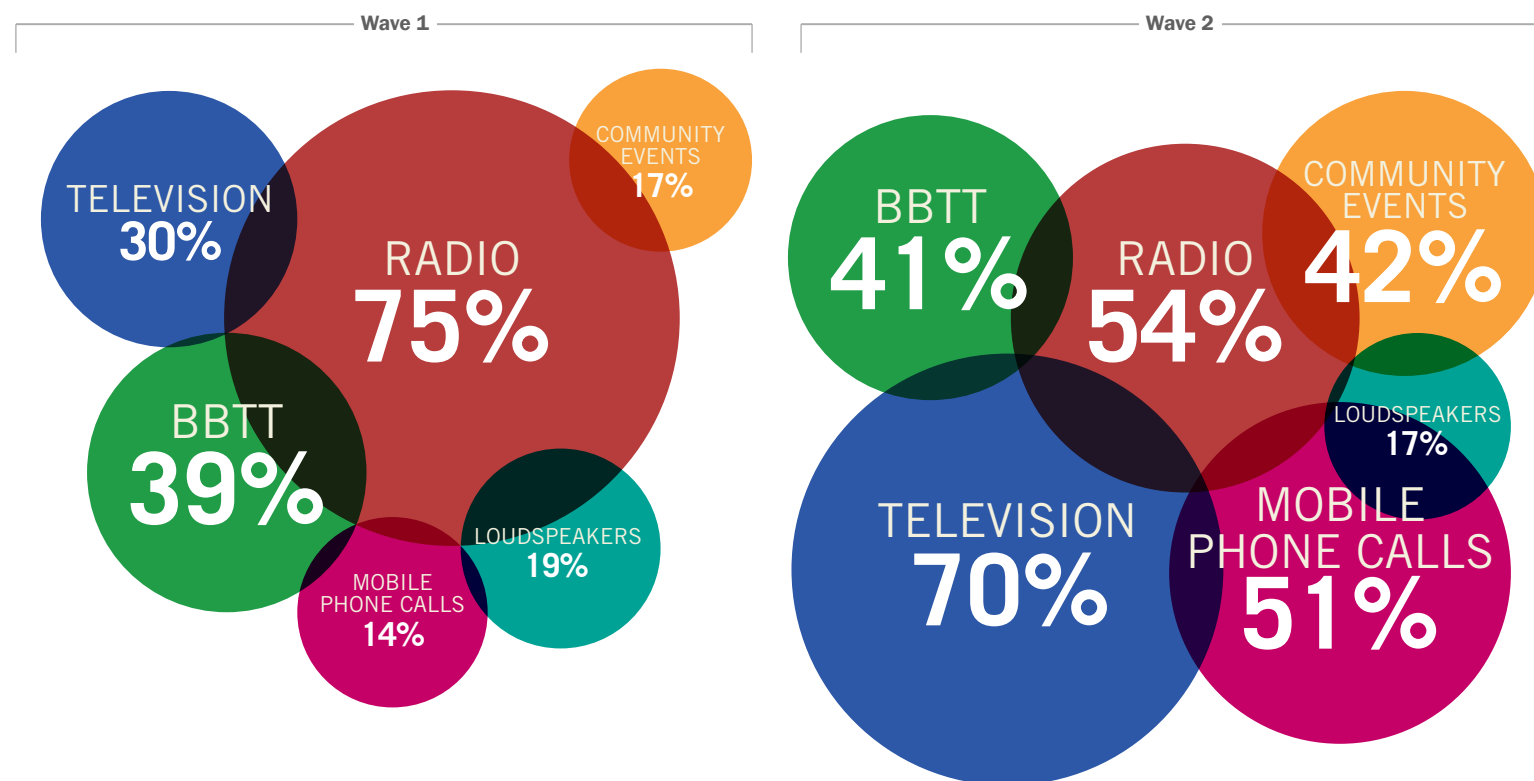


**Nevertheless, at least some information about IDPs' most important issues at this site is getting through:** Fewer than half (45%) of IDPs in PoC 3 said they heard information addressing their important issues while staying at the site, down from Wave 1 in which 58% felt that had heard this type of information.

**Television has soared in popularity among IDPs in PoC 3 as a source of decision-making information:** 7 in 10 (70%) IDPs said they get their decision-making information from television, though this response was far more common among males (84%) than females (55%). Radio remains the second most popular source of decision-making information, but also featured a large gender gap, with 75% of males and only 34% of females citing radio. Roughly the same proportion (41%) of IDPs say Boda Boda Talk is a source of decision-making information as in Wave 1 (39%). Sources on the ground confirm that while IDPs within the PoC are much more likely to own televisions in 2015 than in 2014 due to increased movement outside the site, televisions are primarily used for entertainment purposes, such as for watching movies and football. Therefore it is unlikely that the primary use of television is as a source of decision-making information, although the finding may indeed reflect the increased usage of television overall.

### Top sources of information used for good decision making in UN House PoC 3

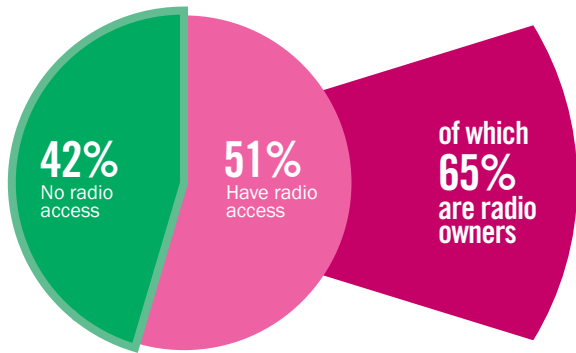
(Among those who have some or all of the information they need to make good decisions, N=92 in Wave 1; N=272 in Wave 2)



**What do we know about the main information needs of the IDPs at UN House PoC 3? (cont...)**

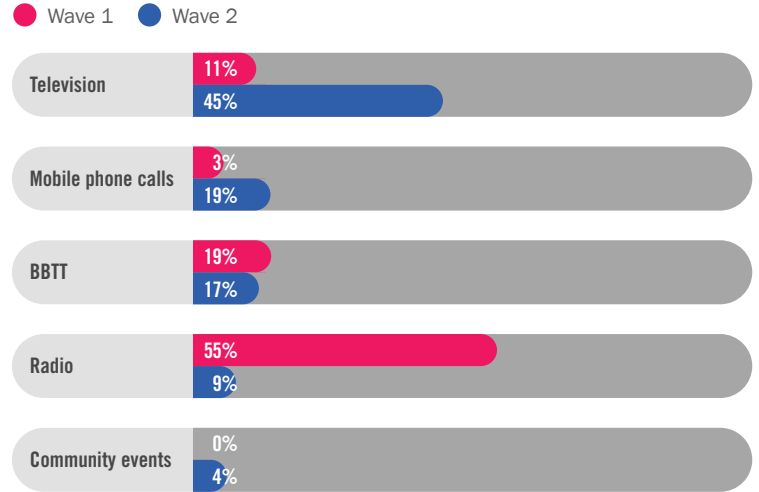
**Radio access has increased for IDPs in PoC 3:** While only about one-third (35%) of IDPs had access in Wave 1, radio access increased to 51% by Wave 2. Among those that have access, nearly two-thirds (65%) own the radio themselves. There was a large gender gap in terms of access to radio but not in ownership for those with access. Two-thirds (67%) of males in PoC 3 have radio access, compared to just 35% of females.

**Radio access and ownership in PoC 1 (Wave 2)**  
 (Base all in PoC 1, N=319)



**Top 5 most trusted sources of information for good decision-making in UN House PoC 3**

(among those who have some or all of their information for making good decisions and know the source, N=92 in Wave 1; N= 259 in Wave 2)

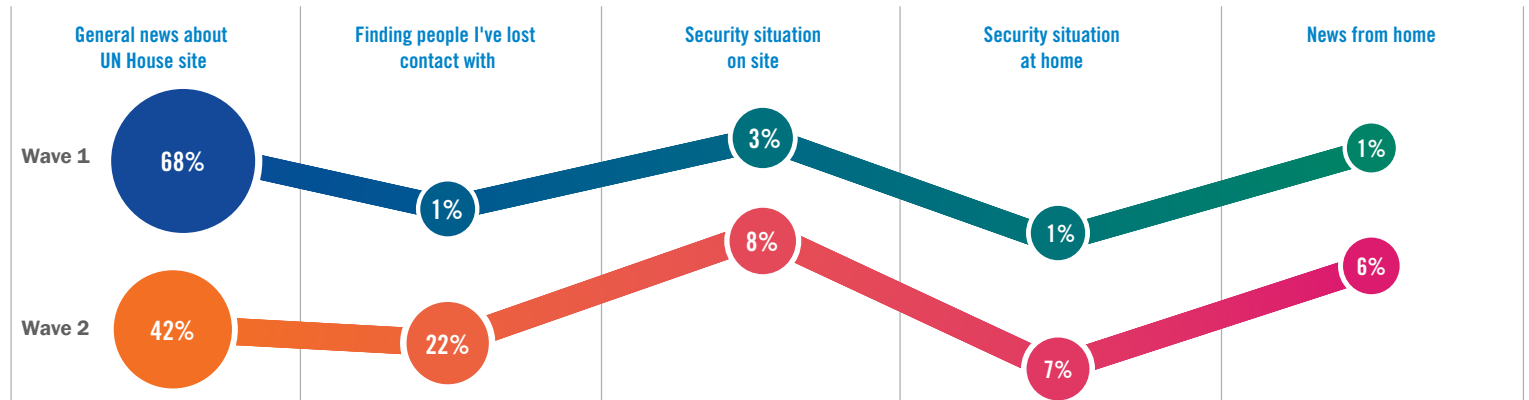


**Trust in radio has decreased significantly while trust in television and mobile phone calls has increased:** In Wave 1, radio was by far the most trusted source (55%) of decision-making information for IDPs in PoC 3. By Wave 2, however, only 9% of IDPs in PoC 3 said radio was their most trusted source of such information. Meanwhile, trust in television (45%) and mobile phone calls (19%) has increased since Wave 1 (trust was at 11% for television and 3% for mobile phone calls). Overall trust in BBTT did not change much, at 19% in Wave 1 and 17% in Wave 2. However, there was a gender gap for some of the most trusted sources. For instance, far more males (65%) trust television as a source of decision-making information than females (25%); while females are more trusting of BBTT (28%) and mobile phone calls (26%) than males (8% trust BBTT the most; 11% trust mobile phone calls the most).

**Finding out 'site-local' news & information remains the top information priority among UN House PoC 3 IDPs':** The newly settled IDPs in UN House PoC 3 continue to be most interested in hearing 'general news' about the site.

**Top 5 information topics IDPs in UN House PoC 3 are most interested to find out**

(Among total respondents, N=161 in Wave 1; N=319 in Wave 2)



**Personal safety at UN House PoC 3 is of utmost concern for IDPs:** In Wave 1, two-fifths (42%) of IDPs interviewed described themselves as 'very concerned' about their safety and that of their families while staying within UN House PoC 3, with a further 30% saying they were 'somewhat concerned' about it. By Wave 2, the vast majority (94%) described themselves as 'very concerned' about their safety, indicating that information on personal safety is still critically important. This sharp increase in concern for personal safety does not appear to correlate with the need for more information on security, as security issues were not specified as the information topic IDPs in PoC 3 were 'most' interested to find out. However, interest in the security situation in the area and at home ranked as a third and fourth-most important information topic.




## Are Boda Boda Talk Talk services having an impact at UN House PoC 3 yet?

**BBTT awareness has increased drastically:** In the period after IDPs were moved from Tong Ping to UN House PoC 3, BBTT awareness has increased from 62% in Wave 1 to 88% in Wave 2. Of those aware of the program in Wave 2, only one respondent said they do not typically listen to BBTT during a week. Males and females showed similar rates of awareness and listenership, however far more males (86%) were able to identify that Internews runs the BBTT program than females (51%).

### How many times do you listen to Boda Boda Talk Talk over the course of a normal week?

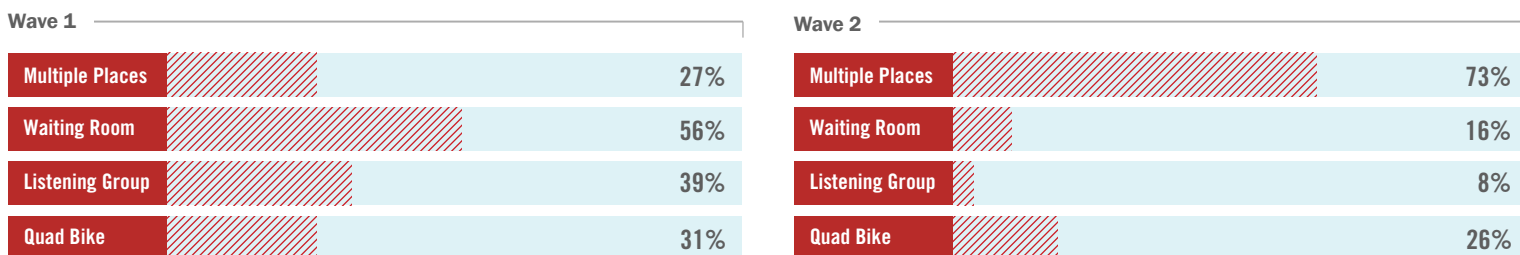
(Among those aware of BBTT in PoC 3, N=100 in Wave 1; N=281 in Wave 2)



**BBTT is consumed across a variety of locations within UN House PoC 3:** Within its weekly listener base (N=280), nearly three-quarters (73%) listen to BBTT in 'multiple places.' However, 'the quad bike' was the most commonly mentioned specific place of BBTT listening (26%). In Wave 1, the weekly listener base most often listened to the program in a 'waiting room (56%).'

### Where have you listened to BBTT?

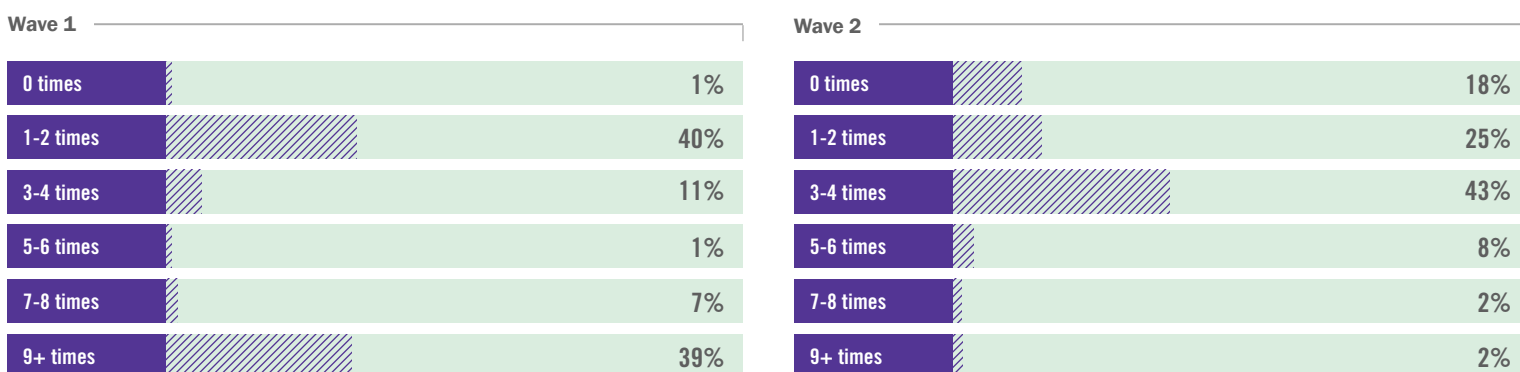
(Among weekly BBTT listeners in PoC 3, N=95 in Wave 1; N=280 in Wave 2)



**Information heard on BBTT is regularly discussed with others over a normal week at UN House PoC 3 among listeners:** Weekly listeners most often said they discussed BBTT content '3 to 4 times per week' (43%), but fewer discuss it '9 or more times per week' (2%) than in Wave 1 (39%). When content is discussed, male listeners are far more likely to discuss the BBTT program with their friends (60%) than female listeners (19%).

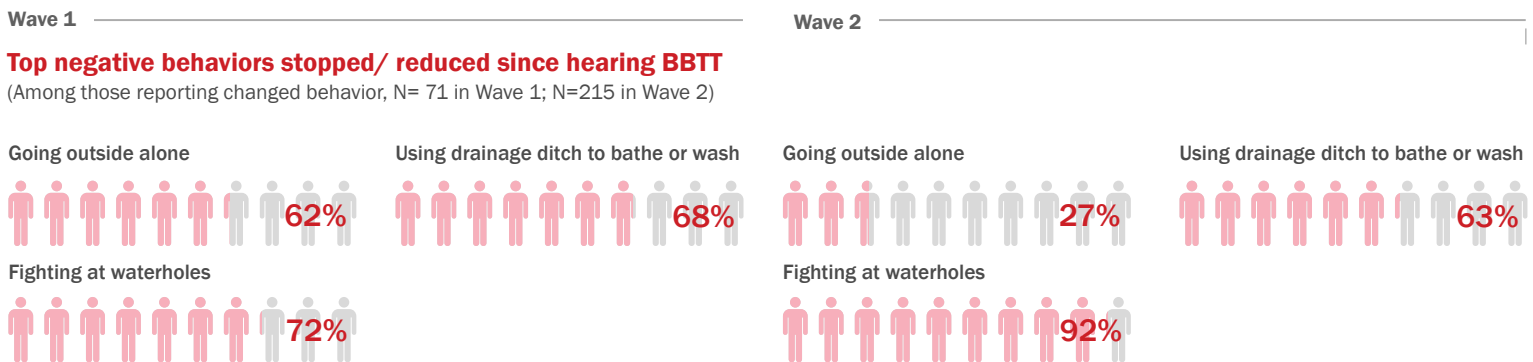
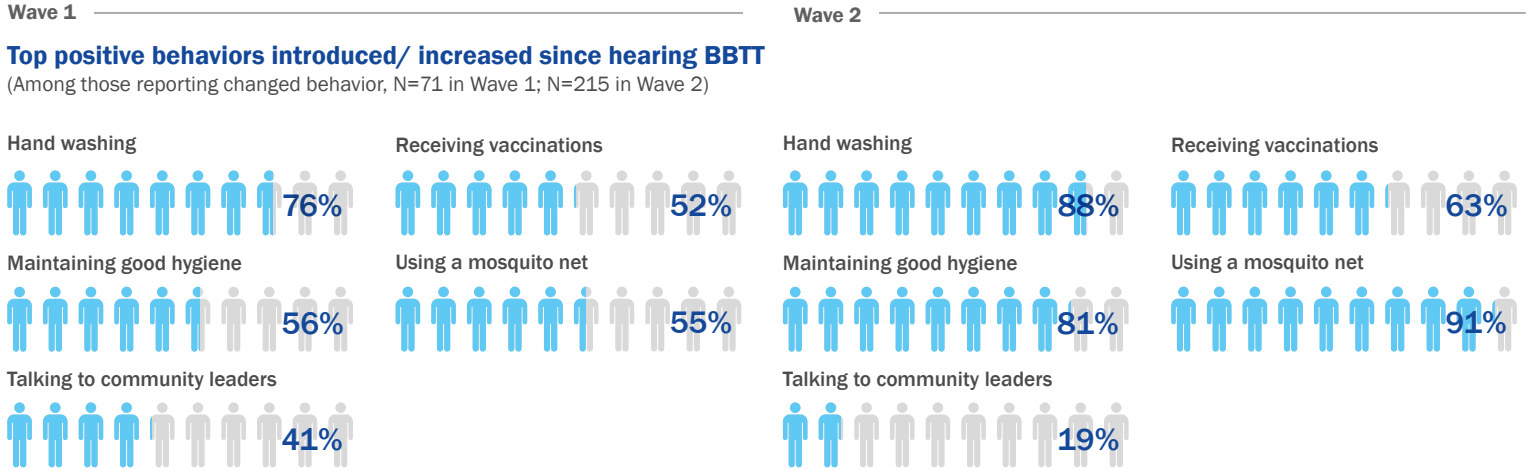
### How often have you discussed information that you heard on BBTT with others?

(Among weekly BBTT listeners in PoC 3, N=95 in Wave 1; N=280 in Wave 2)



**Among its weekly listeners, BBTT content seems to be making just as much of an impact for IDPs in Wave 1 as in Wave 2:** In both Wave 1 and Wave 2, over half (58%) reported 'frequently' making some behavior improvements as a result of some content they heard on BBTT. An additional 19% in Wave 2 say they 'sometimes' change their behavior as a result of BBTT content, as compared to 17% in Wave 1. However, ascertaining change beyond self-reported behaviors is difficult given the low number of behavior-changers in Wave 1 and the timing of the BBTT establishment in PoC 3.

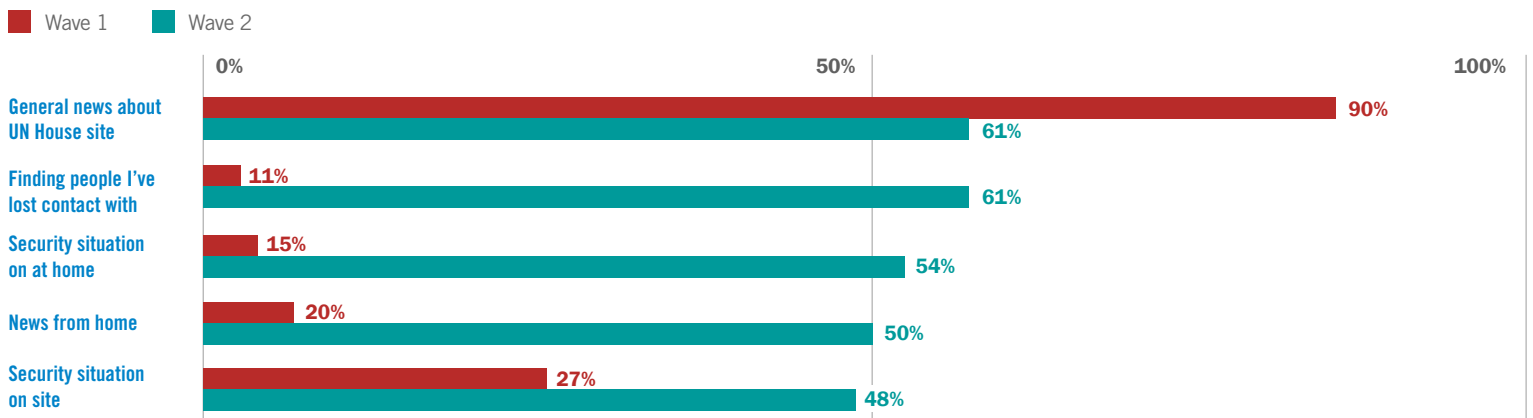
**Are Boda Boda Talk Talk services having an impact at UN House PoC 3 yet? (cont...)**



**BBTT is well received by listeners:** The majority of listeners (94%) want BBTT to be played in more locations than it is currently played in, an increase from Wave 1 (60%). The majority of listeners also find BBTT to be 'very helpful' (96%) and trust BBTT content, with 81% of listeners saying they trust the information they hear on BBTT 'a great deal.' This high level of trust has persisted since Wave 1, where 85% of weekly listeners said they trust the information they hear on BBTT 'a great deal' and 92% felt BBTT was 'very helpful.' In addition, as compared to Wave 1, BBTT listeners in Wave 2 seek a greater range of topics from BBTT, further supporting that the program is increasingly trusted and helpful.

**Top 5 topics BBTT listeners in UN House PoC 3 are interested to hear covered in future episodes**

(Among weekly listeners in PoC 3, N=95 in Wave 1; N=280 in Wave 2)



# UN House PoC 3 Juba - Central Equatoria State

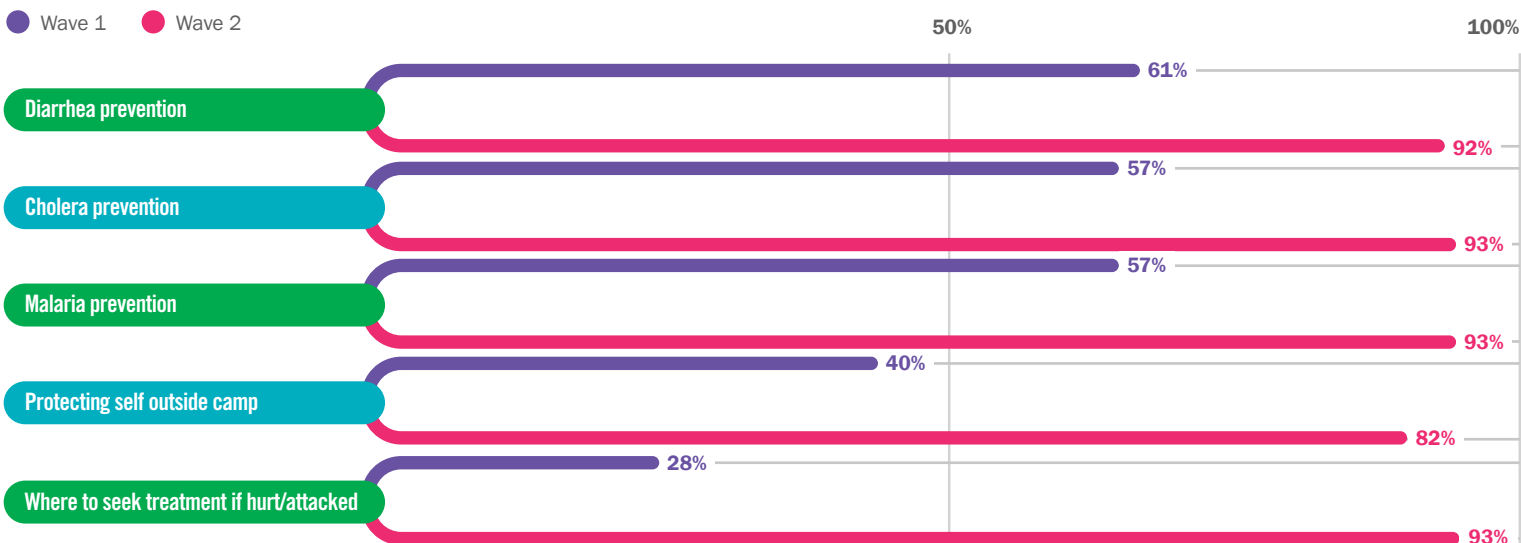
Wave 2 Assessment: January 2015

## What is known about IDPs' health knowledge at UN House PoC 3?

**Regarding disease and illness prevention, self-reported levels of feeling 'informed' on various disease, illness, and personal safety topics increased for IDPs PoC 3 since Wave 2:** In addition, IDPs at PoC 3 indicate that they are much better informed than IDPs in other sites of UN House. However, IDPs at PoC 3 are also the most concerned about their health and that of their families, with 93% of respondents saying they are 'very concerned' about their health, up from 35% in Wave 1.


### Level of feeling informed about disease prevention and physical safety

(Among total respondents, N=161 in Wave 1; N=319 in Wave 2)



### How concerned are you about the health of yourself and your family?

(Among total respondents, N=161 in Wave 1; N=319 in Wave 2)



**Not many UN House PoC 3 IDPs knew about mental health issues and services onsite:** Only one in five (20%) knew of mental health services available on site, a rate lower than awareness of this type in Wave 1 (47%). In addition, almost one third (31%) did not know why such mental health services would be sought, compared to 24% in Wave 1. Where reasons for seeking mental health services were given in Wave 2, 'trauma' (36%) and 'anxiety' (21%) were the most commonly mentioned. In Wave 1, the reasons given were 'to seek help with family (34%),' 'to seek help for a child (33%),' and 'trauma (25%).'

**While the majority of IDPs knew of at least one general healthcare clinic at PoC 3, there is room for improvement:** 72% of IDPs in PoC 3 knew of at least one general healthcare clinic, though more females (30%) than males (19%) said they did not know of any clinic in the site. In Wave 1 68% knew of at least one general healthcare clinic. Knowledge of which health services are available at UN House PoC 3 was stronger for some services than others. Similar to knowledge in Wave 1, PoC 3 clinical services to treat diarrhea (74%) were most well known among those who knew of general health services.



A boy plays inside the PoC/ Photo by Fatuma Adan

## Research Methodology and Specifications

<b>Methodology</b>	Face-to-face interviews, conducted via Computer Assisted Personal Interviewing (CAPI) with adults aged 15+
<b>Questionnaire design</b>	Internews and Forcier Consulting
<b>Fieldwork dates</b>	16-21 January 2015
<b>Fieldwork &amp; analysis</b>	Forcier Consulting

<b>Sample size</b>	319 completed interviews
<b>Market scope</b>	Population of internally displaced persons at UN House PoC 3 UNMISS site, estimated to be 19,000 as of late December 2014
<b>Wave 1</b>	Where possible, findings from Wave 1 are cited, drawing from 161 completed interviews in PoC 3.

## Limitations

- The area surveyed was characterized by fluctuations in population, which might limit the comparability of findings from the present report with future surveys and assessments. In addition, UN House is divided into 3 separate PoC sites, each with unique characteristics and population distributions. Any comparisons between the sites must therefore be considerate of the drastic differences between PoCs.
- Since Wave 1, the population in PoC 3 has grown radically, with transfers from Tong Ping to PoC 3 nearly complete. As most of those sampled in Wave 2 will not have been in the site during Wave 1, the changes in behavior, attitude, or access among respondents is a stronger indication of the ways in which the site itself has changed than about changes in behavior, attitude, or access of IDPs in the site.
- Some respondents expressed survey fatigue or disinterest, saying that they do not experience any changes in their circumstances despite lots of research being carried out. There were also some instances where enumerators noted high levels of distrust of outsiders among IDPs in PoC 3. In both cases, it is possible that such individuals had little motivation to provide the most earnest and truthful responses possible.